

Measurement of α/ϕ_2 from $B \rightarrow \pi\pi$ decays

A. J. Bevan*

Physics Department, Queen Mary, University of London, E1 4NS, UK.

The current results on $B \rightarrow \pi\pi$ decays and SU(2) constraints on the Unitarity Triangle angle α or ϕ_2 from the B -factories are summarised. Based on these measurements, predictions of the isospin analysis constraints at the end of the lifetime of both B -factories are given.

I. INTRODUCTION

These proceedings are a summary of the experimental constraints on the Unitarity Triangle angle α (or ϕ_2) obtained from B -meson decays to $\pi\pi$ final states. Measurements of α have recently been performed at the B -factories, the BABAR experiment [1] at SLAC and the Belle experiment [2] at KEK using $\pi\pi$, $\rho\pi$ and $\rho\rho$ decays which proceed via $b \rightarrow u$ transitions as discussed in Ref. [3]. Details of the constraints on α from $\rho\pi$ and $\rho\rho$ decays can be found in Refs. [4, 5, 6, 7, 8, 9, 10, 11].

The decays $B \rightarrow \pi\pi$ proceed mainly through a $\bar{b} \rightarrow \bar{u}u\bar{d}$ tree diagram as shown in Fig. 1. Interference between the direct decay and decay after $B\bar{B}$ mixing in $B^0 \rightarrow \pi^+\pi^-$ results in a time-dependent decay rate asymmetry that is sensitive to the angle α . The presence of gluonic loop (penguin) contributions with a different weak phase to the tree contribution shifts the measured angle from the Unitarity Triangle angle α to an effective parameter $\alpha_{eff}^{\pi\pi}$, where the shift is defined as $\delta\alpha^{\pi\pi} = \alpha - \alpha_{eff}^{\pi\pi}$.

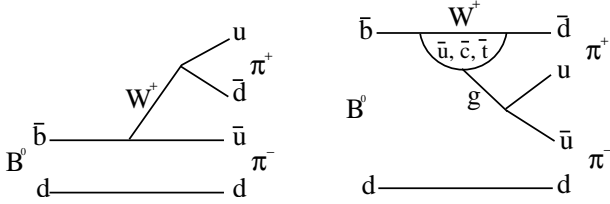


FIG. 1: Tree (left) and gluonic penguin loop (right) contributions to $B \rightarrow \pi\pi$ decays.

The time-dependent CP asymmetry measured in $B^0 \rightarrow \pi^+\pi^-$ has the form¹

$$\mathcal{A} = S \sin(\Delta m_d \Delta t) - C \cos(\Delta m_d \Delta t), \quad (1)$$

where Δm_d is the $B\bar{B}$ mixing frequency, Δt is the proper time difference between the decay of the two B mesons in an event, and

$$S = \frac{2\Im(\lambda)}{1 + |\lambda|^2}, \quad C = \frac{1 - |\lambda|^2}{1 + |\lambda|^2}, \quad (2)$$

*Electronic address: a.j.bevan@qmul.ac.uk; This work is supported by PPARC and the DOE under contract DE-AC02-76SF00515.

¹ The Belle Collaboration measure \mathcal{A}_{CP} by convention, where $\mathcal{A}_{CP} = -C$.

where $\lambda = (q/p)(\bar{A}/A)$. The ratio q/p is related to CP violation in mixing of neutral B mesons, and \bar{A}/A is the ratio of decay amplitudes of $\bar{B}^0 \rightarrow \pi^+\pi^-$ to $B^0 \rightarrow \pi^-\pi^+$ decays. If penguin amplitudes contribute to the decay, $S = \sqrt{1 - C^2} \sin(2\alpha_{eff}^{\pi\pi})$, and C can be non-zero.

Gronau and London proposed a method using SU(2) isospin symmetry to cleanly disentangle the penguin contribution and extract α from measurements of S and C [12]. This method relates the isospin amplitudes of $B^0 \rightarrow \pi^-\pi^+$, $B^0 \rightarrow \pi^0\pi^0$ and $B^+ \rightarrow \pi^+\pi^0$ processes and their complex conjugates as two triangles in a complex plane. As shown in Fig. 2,

$$\frac{1}{\sqrt{2}}A^{+-} = A^{+0} - A^{00}, \quad (3)$$

$$\frac{1}{\sqrt{2}}\bar{A}^{+-} = \bar{A}^{-0} - \bar{A}^{00}, \quad (4)$$

where A^{ij} (\bar{A}^{ij}) are the amplitudes of B (\bar{B}) decays to the final state with charge ij , and \tilde{A}^{ij} denotes a rotated amplitude \bar{A}^{ij} . After aligning the amplitudes for $\pi^+\pi^0$ and $\pi^-\pi^0$ decays, the phase difference between the A^{+-} and \tilde{A}^{+-} is a measure of $2\delta\alpha^{\pi\pi}$. The theoretical uncertainties in this method are at a level of a few degrees and are discussed at length in Ref. [13].

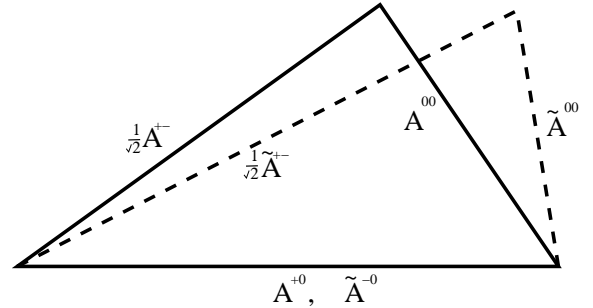


FIG. 2: The isospin triangle for $B \rightarrow \pi\pi$ decays.

II. EXPERIMENTAL TECHNIQUES

A. Signal Extraction

Continuum $e^+e^- \rightarrow q\bar{q}$ ($q = u, d, s, c$) events are the dominant background to $B \rightarrow \pi\pi$ decays. Sig-

nal candidates are identified using two kinematic variables: the difference ΔE between the energy of the B candidate and the beam energy $\sqrt{s}/2$ in the center of mass frame; and the beam-energy substituted mass $M_{ES} = \sqrt{(s/2 + \mathbf{p}_i \cdot \mathbf{p}_B)^2/E_i^2 - \mathbf{p}_B^2}$. The B momentum \mathbf{p}_B and four-momentum of the initial state (E_i, \mathbf{p}_i) are defined in the laboratory frame. Event shape variables are used to further discriminate between signal and continuum background. The selection of $B^0 \rightarrow \pi^+\pi^-$ decays also depends on particle identification information to discriminate between the signal $\pi^+\pi^-$ and background $K^\pm\pi^\mp$ decays.

B. Recent improvements in analysis techniques

The Belle analysis of $B^0 \rightarrow \pi^+\pi^-$ has recently been improved by using particle identification information from the aerogel cherenkov counters and dE/dx from the drift chamber to discriminate between charged π and K mesons. The *BABAR* analysis of $B^0 \rightarrow \pi^0\pi^0$ and $B^\pm \rightarrow \pi^\pm\pi^0$ has recently benefited from an improved π^0 meson selection. The original selection technique used in these analyses reconstructed $\pi^0 \rightarrow \gamma\gamma$ decays where the final state photons deposit all of their energy in distinct regions of the *BABAR* electromagnetic calorimeter. There is a class of high energy π^0 mesons where the two photons deposit all of their energy in indistinguishable regions of the calorimeter. The lateral shower profile in the calorimeter is used to select such π^0 mesons [14]. In addition to this, it is possible to reconstruct π^0 mesons where photons undergo $\gamma \rightarrow e^+e^-$ conversion in detector material. Inclusion of both of these classes of events results in an increased selection efficiency of approximately 10% for $B^0 \rightarrow \pi^0\pi^0$.

III. EXPERIMENTAL RESULTS

A. $B^0 \rightarrow \pi^+\pi^-$

Table I summarises the experimental measurements of $B^0 \rightarrow \pi^+\pi^-$ decays reported in Refs. [14, 15, 16, 17]. The values for C measured by Belle and *BABAR* differ by 2.3σ , and all other measurements are very compatible between the two experiments as shown in Fig. 3. The *BABAR* (Belle) Collaborations exclude the possibility of no CP violation with both $S = 0$ and $C = 0$ at a level of 3.6 (> 6) σ . The Belle data constitute an observation of direct, and mixing induced CP violation in B decays. Fig. 4 is from Belle (Ref. [16]) and shows the Δt distributions of B^0 and \overline{B}^0 tagged events, and \mathcal{A} .

When calculating the branching fraction, both collaborations have accounted for possible final state radiation in this decay.

TABLE I: Experimental constraints on $B^0 \rightarrow \pi^+\pi^-$ decays. The last column indicates the number of $B\overline{B}$ pairs analysed.

Experiment	Observable	$N_{B\overline{B}} \times 10^6$
Belle	$\mathcal{B} = (5.1 \pm 0.2 \pm 0.2) \times 10^{-6}$	449
	$C = 0.55 \pm 0.08 \pm 0.05$	535
	$S = -0.61 \pm 0.10 \pm 0.04$	535
<i>BABAR</i>	$\mathcal{B} = (5.8 \pm 0.4 \pm 0.3) \times 10^{-6}$	227
	$C = -0.16 \pm 0.11 \pm 0.03$	347
	$S = -0.53 \pm 0.14 \pm 0.02$	347

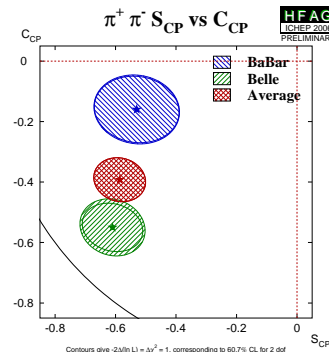


FIG. 3: The S and C measurements for $B \rightarrow \pi^+\pi^-$ decays.

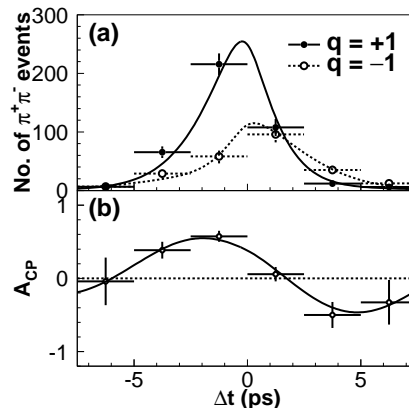


FIG. 4: (top) The Δt distribution for (solid) B^0 and (dashed) \overline{B}^0 tagged $B^0 \rightarrow \pi^+\pi^-$ decays and (bottom) the time-dependent CP asymmetry from Belle.

B. $B^+ \rightarrow \pi^+\pi^0$

Table II summarises the experimental measurements of $B^+ \rightarrow \pi^+\pi^0$ decays reported in Refs. [14, 17]. In the absence of electroweak penguins (EWP) $\mathcal{A}_{CP} = 0$ in this channel. Experimental constraints are consistent with these expectations. Estimates of the possible theoretical

TABLE II: Experimental constraints on $B^+ \rightarrow \pi^+\pi^0$ decays. The last column indicates the number of $B\bar{B}$ pairs analysed.

Experiment	Observable	$N_{B\bar{B}} \times 10^6$
Belle	$\mathcal{B} = (6.6 \pm 0.4^{+0.4}_{-0.5}) \times 10^{-6}$	535
	$\mathcal{A}_{CP} = 0.07 \pm 0.06 \pm 0.01$	535
BABAR	$\mathcal{B} = (5.12 \pm 0.47 \pm 0.29) \times 10^{-6}$	347
	$\mathcal{A}_{CP} = -0.019 \pm 0.088 \pm 0.014$	347

TABLE III: Experimental constraints on $B^0 \rightarrow \pi^0\pi^0$ decays. The last column indicates the number of $B\bar{B}$ pairs analysed.

Experiment	Observable	$N_{B\bar{B}} \times 10^6$
Belle	$\mathcal{B} = (1.1 \pm 0.4 \pm 0.1) \times 10^{-6}$	535
	$C = -0.44^{+0.62}_{-0.73} {}^{+0.06}_{-0.04}$	535
BABAR	$\mathcal{B} = (1.48 \pm 0.26 \pm 0.12) \times 10^{-6}$	347
	$C = -0.33 \pm 0.36 \pm 0.08$	347

uncertainty from EWP contributions to $B^+ \rightarrow \pi^+\pi^0$ on α are at the level of a few degrees [13, 18, 19].

C. $B^0 \rightarrow \pi^0\pi^0$

Table III summarises the experimental measurements of $B^0 \rightarrow \pi^0\pi^0$ decays reported in Refs. [14, 20]. The measurement of C in this mode is an important contribution to the isospin analysis as the measured $B \rightarrow \pi\pi$ branching fractions, with C from $\pi^+\pi^-$ and $\pi^0\pi^0$ give as many constraints as observables required to fully constrain the isospin analysis. Experimental knowledge of this decay is the limiting factor in improving the constraint on α in $B \rightarrow \pi\pi$ decays using an isospin analysis.

D. Results of the Isospin Analysis

Fig. 5 shows the one minus confidence level (1-CL) distribution for $|\delta\alpha^{\pi\pi}|$ obtained from an isospin analysis of $B \rightarrow \pi\pi$ decays. The upper limit from penguin pollution in the measurement of α from $B \rightarrow \pi\pi$ is 41° (90% CL) from *BABAR*. The constraint from Belle is tighter as the $\pi^0\pi^0$ branching fraction from Belle is smaller than the one from *BABAR*. There is a dip on the 1-CL distribution between $|\delta\alpha| \sim 10^\circ$ and $|\delta\alpha| \sim 35^\circ$ (See Fig. 5) which is the result of including the measurement of C from $B^0 \rightarrow \pi^0\pi^0$ decays in the isospin analysis. The 1-CL distribution for α obtained from an isospin analysis of $B \rightarrow \pi\pi$ decays is shown in Fig. 6. Values of α between 11° and 79° are excluded at 95.4% CL by Belle, and weaker constraints are obtained by *BABAR*. The main reason for the difference between the constraints reported by the B -factories is that the *BABAR* paper uses only *BABAR* results, whereas the Belle paper uses the average of the

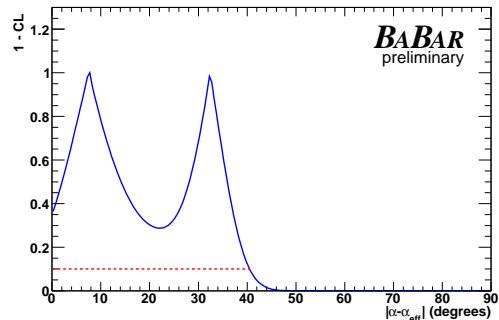


FIG. 5: The current $\delta\alpha^{\pi\pi}$ constraint from *BABAR*.

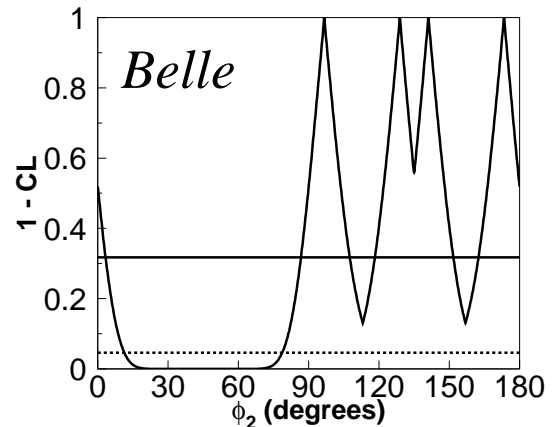
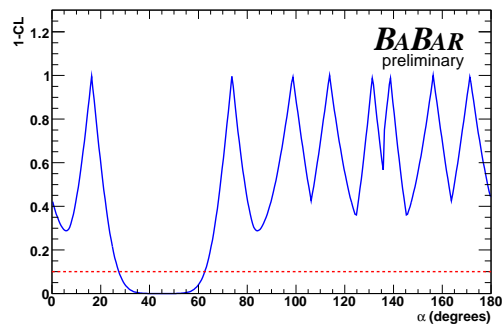


FIG. 6: The current SU(2) analysis 1-CL constraint on α from (top) *BABAR*(bottom) Belle.

BABAR and Belle results. In the latter case the isospin triangles are flatter than in the former case. The effect this has on the 8-fold ambiguity on α from an isospin analysis is to overlap adjacent solutions.

IV. SENSITIVITY PROJECTIONS

Using the current experimental knowledge of $B \rightarrow \pi\pi$ decays, it is possible to make predictions of the constraint on α from a B -factory with 1ab^{-1} of data, and by com-

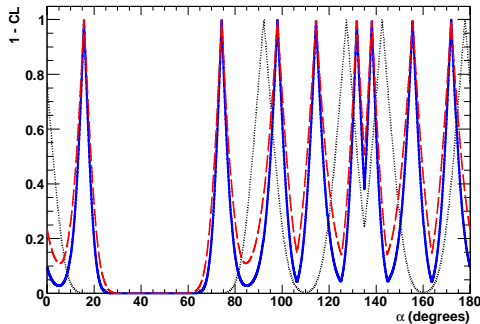


FIG. 7: Predictions of the SU(2) analysis 1-CL distribution as a function of α obtainable from the B -factories for data samples of (solid) 2ab^{-1} and (dashed) 1ab^{-1} . These extrapolations use the *BABAR* central values as inputs to the isospin analysis. The dotted curve corresponds to the prediction obtained when extrapolating the current world average values of $B \rightarrow \pi\pi$ measurements to 2ab^{-1} .

binning the results of Belle and *BABAR* for a total data sample of 2ab^{-1} . These predictions use the central values given by *BABAR*, and scale the statistical and the subset of reducible systematic uncertainties to higher luminosity, and have been made using the statistical technique described in [7]. The results of the isospin analysis predictions for 1ab^{-1} and 2ab^{-1} are shown in Fig. 7. The precision of a single SM solution from 1ab^{-1} (2ab^{-1}) of data is expected to be $\pm 6^\circ$ ($\pm 4.2^\circ$) at 68% CL, which remains larger than current theoretical uncertainties from the isospin analysis. If one performs an isospin analysis projection using the world average of the inputs (also shown), then the precision of each distinct solution is degraded by a few degrees. As a result the eight-fold ambiguity in the solution for alpha is manifest as four

distinct solutions for α between zero and 180° .

It is not possible to select between the different ambiguities of the isospin analysis with $B \rightarrow \pi\pi$ decays, and one will ultimately have to combine the constraints obtained from $\pi\pi$, $\rho\pi$ [8, 9] and $\rho\rho$ [10, 11, 21, 22, 23] for the final B -factory measurement of α .

As the $\pi^0\pi^0$ final state is difficult to isolate in a hadronic environment, it is expected that a Super Flavor Factory operating at an e^+e^- collider will be required to significantly improve upon the B -factory isospin analysis constraint on α from $\pi\pi$ decays. It might become feasible to perform a time-dependent analysis of $B^0 \rightarrow \pi^0\pi^0$ at a future Super Flavor Factory. This would require reconstruction of the decay vertex of the $\pi^0\pi^0$ final state where the π^0 mesons undergo conversion in detector material, or Dalitz decay. If this was achievable, the measurement of S in $B^0 \rightarrow \pi^0\pi^0$ could be used to overconstrain the $\pi\pi$ isospin analysis.

V. SUMMARY

The B -factories have seen compelling evidence for CP violation in $B \rightarrow \pi^+\pi^-$ decays. The Belle data are compatible with observations of both direct and mixing-induced CP violation signals. The *BABAR* data provides weaker evidence for such effects. There is still a small discrepancy between the two experiments in the measurement of C in this channel, however it is expected that the two experiments will continue to move toward a common value with more data. The α constraint obtained from an isospin analysis of $\pi\pi$ decays at 68% CL is becoming increasingly precise. A single solution could be measured to 4.2° at 68% CL, with a data sample of 2ab^{-1} , at the end of the lifetime of the B -factories. This would provide a non-trivial constraint on α after combination with the available information from $\rho\rho$ and $\rho\pi$ decays.

-
- [1] *BABAR* Collaboration. *Nucl. Instrum. Methods Phys. Res., Sect. A* **479**, (2002) 1.
- [2] Belle Collaboration. *Nucl. Instrum. Methods Phys. Res., Sect. A* **479**, (2002) 179.
- [3] A. Bevan. *Mod. Phys. Lett. A* **21**, (2006) 305.
- [4] A. Somov. See contribution to this conference.
- [5] G. Cavoto. See contribution to this conference.
- [6] *BABAR* Collaboration. *Phys. Rev. Lett.* **93**, (2004) 231801.
- [7] *BABAR* Collaboration. *Phys. Rev. Lett.* **95**, (2005) 041805.
- [8] *BABAR* Collaboration. hep-ex/0608002.
- [9] Belle Collaboration. *Phys. Lett. B* **542**, (2002) 183.
- [10] Belle Collaboration. *Phys. Rev. Lett.* **96**, (2006) 171801.
- [11] *BABAR* Collaboration. hep-ex/0607098.
- [12] M. Gronau and D. London. *Phys. Rev. Lett.* **65**, (1990) 3381.
- [13] B. Melic. See contribution *Introduction to ϕ_2 from charmless decays* to this conference.
- [14] *BABAR* Collaboration. hep-ex/0607106.
- [15] *BABAR* Collaboration. hep-ex/0608003.
- [16] Belle Collaboration. hep-ex/0608035.
- [17] Belle Collaboration. hep-ex/0609015.
- [18] J. Zupan. hep-ph/0701004.
- [19] J. Charles *et al.* CKMfitter Group. *Eur. Phys. J. C* **41**, (2005) 1. Updated results and plots available at: <http://ckmfitter.in2p3.fr>.
- [20] Belle Collaboration. hep-ex/0610065.
- [21] *BABAR* Collaboration. *Phys. Rev. Lett.* **97**, (2006) 261801.
- [22] *BABAR* Collaboration. hep-ex/0607097.
- [23] Belle Collaboration. *Phys. Rev. Lett.* **91**, (2003) 221801.