

Recent results from the STAR spin program at RHIC

M. Sarsour for the STAR Collaboration

Cyclotron Institute, Texas A&M University, College Station, Texas 77843, USA

E-mail: msar@tamu.edu

Abstract. The STAR experiment uses polarized p+p collisions at RHIC to determine the contributions to the spin of the proton from gluon spin and from orbital angular momentum of the quarks and gluons. Selective STAR measurements of the longitudinal double spin asymmetry for inclusive jet and inclusive hadron production are presented here. In addition, we report measurements of the transverse spin asymmetry for di-jet production at mid-rapidity and the transverse single-spin asymmetry for forward π^0 production.

The quark and anti-quark contributions to the spin of the proton measured with polarized deep-inelastic scattering (DIS) fixed target experiments amount to only $\leq 30\%$ [1]. Consequently, the rest of the spin of the proton must come from the gluons and the orbital angular momentum of both quarks and gluons. However, the gluon polarization, Δg , is poorly constrained from scaling violations in the DIS data [2], and more precise and direct measurements are needed. Polarized p+p collisions at the Relativistic Heavy Ion Collider (RHIC) provide a very suitable environment, rich with strongly interacting probes, to measure Δg directly and precisely. There are many processes where the gluon participates directly. In addition, the high c.m. energy, $\sqrt{s} = 200$ GeV, and high p_T make next-to-leading order (NLO) perturbative Quantum Chromodynamics (pQCD) analysis more reliable. The spin program of the Solenoid Tracker at RHIC (STAR) experiment [3] aims, in the short term, to utilize these advantages to measure Δg using inclusive jet and inclusive hadron production measurements in longitudinally polarized p+p collisions. In addition, the STAR experiment uses transversely polarized p+p collisions to gain insights into the orbital angular momentum of the partons.

The STAR collaboration previously observed a sizable analyzing power, A_N , for forward π^0 production at large x_F [4], similar to previous observations at lower energies [5]. The previous STAR results were in qualitative agreement with several different model predictions [4] and could not differentiate between them, so higher precision measurements of A_N as a function of both x_F and p_T were needed. New A_N measurements with higher luminosity and polarization were performed in 2006 [6]. Figure 1 shows preliminary results for A_N as a function of x_F (left panel) and as a function of p_T for different x_F bins (right panel), along with model predictions. The results in the left panel are consistent with the previous results [4] in having large A_N for high x_F , and provide sufficient accuracy to discriminate between different dynamics. The right panel shows that the p_T dependence of A_N is not well described by Sivvers based calculations [7, 8], which predict that A_N should decrease as you go higher in p_T for all x_F bins.

The STAR experiment also probed the Sivvers effect by measuring the di-jet opening angle in transversely polarized p+p collisions [9] since Boer and Vogelsang [10] suggested that A_N for the distribution in relative azimuthal angle, ζ , between the di-jet pairs could provide

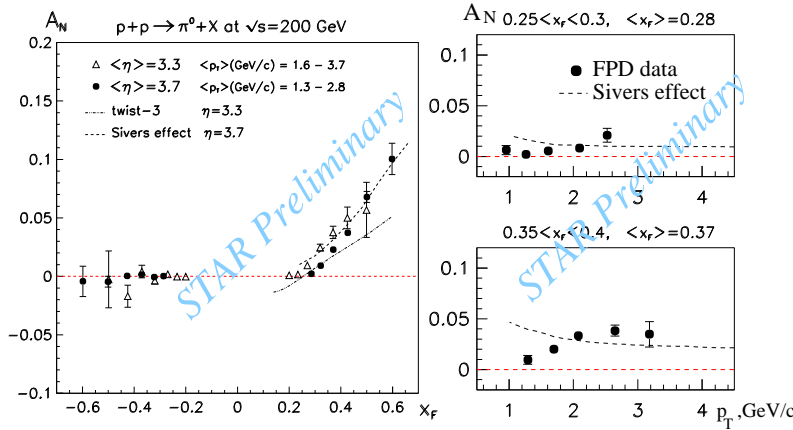


Figure 1. Left panel: A_N as a function of x_F at $\langle\eta\rangle = 3.3$ (triangles) and $\langle\eta\rangle = 3.7$ (circles) with statistical uncertainties. The lines are Twist-3 [8] and Siverts effect [7] based calculations. Right panel: A_N as a function of p_T for different x_F bins along with Siverts effect based calculations.

access to the Siverts effect [11]. Figure 2 shows preliminary results from 2006 data for A_N , for both beams, as a function of $\eta_1 + \eta_2$, where η_1 and η_2 are the pseudorapidities for the two jets. The measurement was done over $\eta \in [-1, 2]$ and for $|\zeta - 180^\circ| \leq 68^\circ$. A_N is extracted from the cross ratio of the spin-sorted ζ distribution in which “left” and “right” yields were deduced from $\zeta > 180^\circ$ and $\zeta < 180^\circ$, respectively. $A_N^{\pm z}$, shown in Figure 2, are consistent with zero - much smaller than the Siverts asymmetry that was observed in semi-inclusive deep inelastic scattering (SIDIS) by HERMES [12].

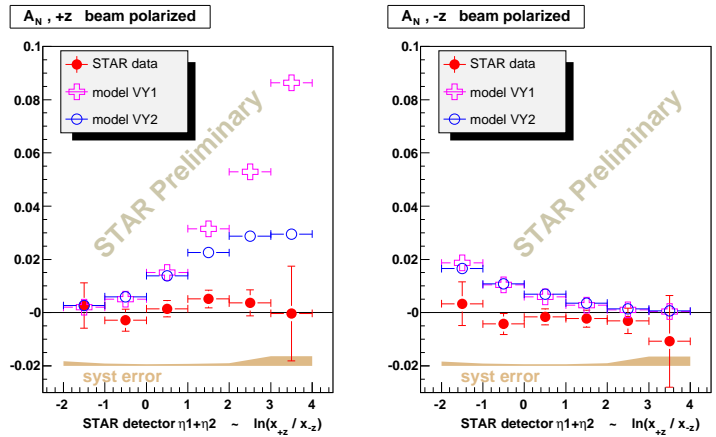


Figure 2. Comparison of STAR results for A_N^{+z} (left) and A_N^{-z} (right) as function of $\eta_1 + \eta_2$ with predictions [11], based on two models of quark Siverts functions deduced from fits to HERMES SIDIS results [12].

The STAR collaboration uses the measurement of the longitudinal double spin asymmetry, A_{LL} , for inclusive jet and inclusive hadron production to constrain Δg . A_{LL} is directly sensitive to the polarized gluon distribution function in the proton through gluon-gluon and gluon-quark sub-processes [13]. We reported the unpolarized inclusive jet cross section from data taken in 2003 and 2004 [14], and preliminary results for the unpolarized inclusive π^0 cross section [15], and both show satisfactory agreement with NLO pQCD calculations over many orders of magnitude. The agreement suggests the applicability of pQCD to describe the polarization observables in this kinematic region.

In Figure 3, the left panel, we present preliminary results of the first STAR A_{LL} measurement of inclusive π^0 production at mid-rapidity with statistical errors and the systematics band [15]. The systematics band does not include the normalization uncertainty due to the polarization measurement. In addition to the GRSV standard curve, which is based on the best fit to DIS data, different Δg scenarios from maximally positive to maximally negative and passing zero Δg are also shown in this and the following figures [16, 17]. This measurement is consistent with previously reported A_{LL} for inclusive jets [14] in disfavoring the maximum positive Δg .

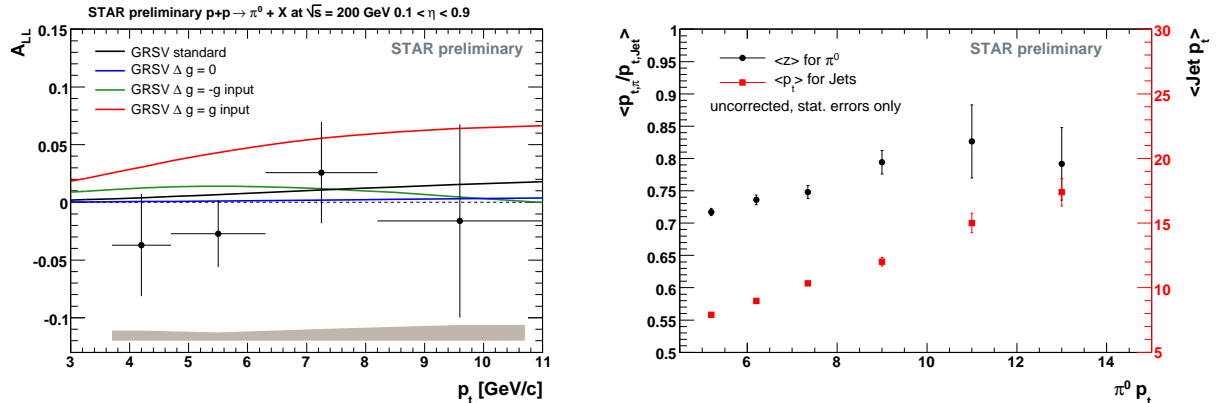


Figure 3. Left panel : A_{LL} for inclusive π^0 production with statistical errors and the systematic band. Right panel : Mean momentum fraction of the π^0 in their associated jet as a function of p_T and the corresponding mean jet p_T . The data points are not corrected for jet acceptance or reconstruction efficiency.

The right panel shows the mean momentum fraction carried by the π^0 in its associated jet. This plot shows that the π^0 carries a very large fraction, 70%, of its associated jet momentum. Corrections for jet acceptance and reconstruction efficiency may reduce this fraction by $\sim 10\%$.

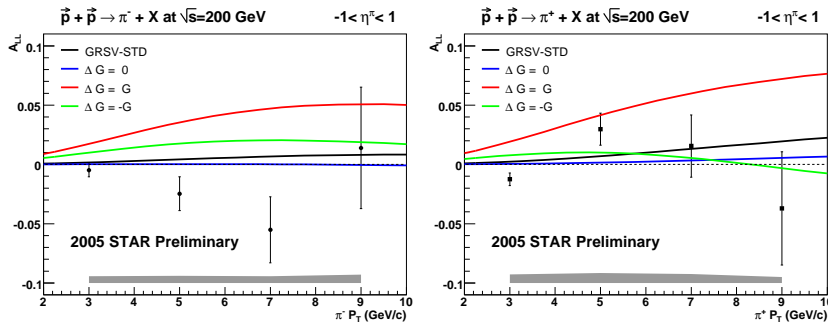


Figure 4. A_{LL} for inclusive π^- in the left panel and inclusive π^+ in the right one with statistical errors, and point-to-point systematic bands. The asymmetries are compared to theoretical predictions.

Preliminary results from 2005 of very promising A_{LL} measurements of inclusive π^+ and π^- are shown in Figure 4 [18]. The error bars are statistical errors, and the associated bands indicate the systematics, which don't include the scale uncertainty due to the polarization measurement. Several Δg scenarios for these processes are also shown. The ordering of the measurements of A_{LL} between π^+ and π^- is sensitive to the sign of Δg . For now, this measurement is limited by statistics. We are currently working on 2006 data where we have higher luminosity and polarization.

Fig. 5 shows A_{LL} for inclusive jet production versus jet p_T . The solid points are preliminary results from 2005 data and the open circles are from 2003+2004 data analysis [14], both with statistical error bars. The dark and hatched bands show the systematic uncertainties for 2005 and combined 2003 and 2004 data, respectively. These bands do not include scale uncertainties due to the beam polarization. Fig. 5 also shows several GRSV NLO pQCD scenarios for inclusive jets. The data are consistent with zero or small gluon polarization and exclude the maximally positive gluon polarization scenario. In fact, these 2005 results go further in excluding much of the region in between maximally positive gluon polarization and DIS based fit scenarios, and thus put a tighter constraint on Δg .

In addition, the STAR collaboration studied longitudinal spin transfer of $\Lambda(\bar{\Lambda})$ in polarized

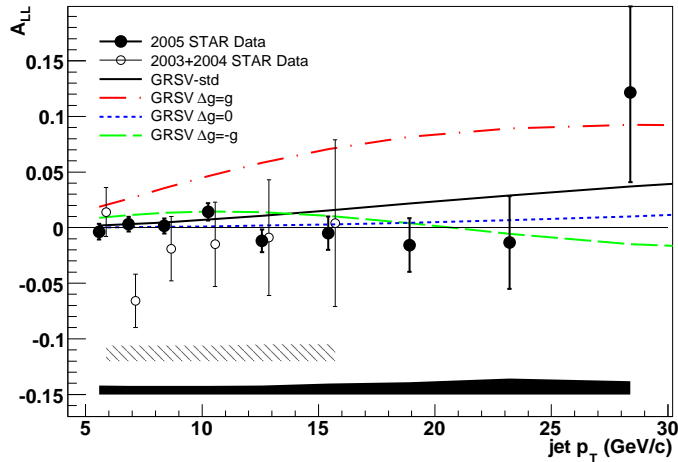


Figure 5. A_{LL} for inclusive jet production at $\sqrt{s} = 200$ GeV versus jet p_T with statistical error bars. The bands indicate the systematic uncertainties, which do not include the scale uncertainty due to polarization measurement. The curves are theoretical calculations [13] based on NLO pQCD.

p+p collisions[19] and inclusive π° production using the STAR Endcap Calorimeter as proof of principle measurements in 2005.

In summary, we reported on preliminary di-jet Sivers A_N measurement from 2006, and all measured A_N are statistically consistent with zero, several factors smaller than expected from SIDIS. In addition, we reported on 2006 A_N measurements of forward π° with higher statistics and polarization, which show inconsistency with Twist-3 / Sivers calculations; A_N does not decrease with p_T in all x_F bins.

In the longitudinal spin program, we reported on several preliminary A_{LL} measurements of inclusive hadrons and jets at mid-rapidity from 2005 data. The results are consistent in the region of kinematic overlap and provide improved constraints on the gluon spin contribution to the proton spin. They exclude large and positive gluon spin contributions.

References

- [1] Filippone B W and Ji X D 2001 *Adv. Nucl. Phys.* **26** 1
- [2] Gehrmann T and Stirling W J 1996 *Phys. Rev. D* **53** 6100
- [3] Ackermann K H *et al.* (STAR Collaboration) 2003 *Nucl. Instrum. Meth. A* **499** 624
- [4] Adams J *et al.* (STAR Collaboration) 2004 *Phys. Rev. Lett.* **92** 171801
- [5] Adams D L *et al.* 1991 *Phys. Lett. B* **264** 462
- [6] Nogach L (STAR collaboration) 2006 *Preprint hep-ex/0612030*
- [7] Anselmino M, D'Alesio U, Melis S and Murgia F 2006 *Phys. Rev. D* **74** 094011; D'Alesio U and Murgia F *Private communications*
- [8] Kouvaris C, Qiu J, Vogelsang W and Yuan F 2006 *Preprint hep-ph/0609238*
- [9] Balewski J (STAR collaboration) 2006 *Preprint hep-ex/0612036*
- [10] Boer D and Vogelsang W 2004 *Phys. Rev. D* **69** 094025
- [11] Vogelsang W and Yuan F 2005 *Phys. Rev. D* **72** 054028
- [12] Dienfenthaler M (HERMES Collaboration) 2006 *Preprint hep-ex/0507013*
- [13] Jager B *et al.* 2004 *Phys. Rev. D* **70** 034010
- [14] Abelev B I *et al.* (STAR collaboration) 2006 *Phys. Rev. Lett.* **97** 252001.
- [15] Simon F (STAR collaboration) 2006 *Preprint hep-ex/0612004*
- [16] Jager B, Schafer A, Stratmann M and Vogelsang W 2003 *Phys. Rev. D* **67** 054005;
- [17] Pumplin J *et al.* 2002 *J. High Energy Phys.* **0207** 012
- [18] Kocoloski A (STAR collaboration) 2006 *Preprint hep-ex/0612005*
- [19] Xu Q H (STAR collaboration) 2006 *Preprint hep-ex/0612035*