

Measurement of Decay Amplitudes of  $B \rightarrow (c\bar{c}) K^*$  with an angular analysis, for  
 $(c\bar{c})=J/\psi, \psi(2S)$  and  $\chi_{c1}$ .

The BABAR Collaboration

October 26, 2018

**Abstract**

We perform the first three-dimensional measurement of the amplitudes of  $B \rightarrow \psi(2S)K^*$  and  $B \rightarrow \chi_{c1}K^*$  decays and update our previous measurement for  $B \rightarrow J/\psi K^*$ . We use a data sample collected with the BABAR detector at the PEP-II storage ring, representing 232 million produced  $B\bar{B}$  pairs. The longitudinal polarization of decays to the  $1^{++} \chi_{c1}$  meson together with a  $K^*$  meson, is found to be larger than that for the decay to the  $1^{--} \Psi$  mesons. No direct  $CP$ -violating charge asymmetry is observed.

Submitted to the 33<sup>rd</sup> International Conference on High-Energy Physics, ICHEP 06,  
26 July—2 August 2006, Moscow, Russia.

*Stanford Linear Accelerator Center, Stanford University, Stanford, CA 94309*

---

Work supported in part by Department of Energy contract DE-AC03-76SF00515.

The BABAR Collaboration,

B. Aubert, R. Barate, M. Bona, D. Boutigny, F. Couderc, Y. Karyotakis, J. P. Lees, V. Poireau,  
V. Tisserand, A. Zghiche

*Laboratoire de Physique des Particules, IN2P3/CNRS et Université de Savoie, F-74941 Annecy-Le-Vieux,  
France*

E. Grauges

*Universitat de Barcelona, Facultat de Física, Departament ECM, E-08028 Barcelona, Spain*

A. Palano

*Università di Bari, Dipartimento di Fisica and INFN, I-70126 Bari, Italy*

J. C. Chen, N. D. Qi, G. Rong, P. Wang, Y. S. Zhu

*Institute of High Energy Physics, Beijing 100039, China*

G. Eigen, I. Ofte, B. Stugu

*University of Bergen, Institute of Physics, N-5007 Bergen, Norway*

G. S. Abrams, M. Battaglia, D. N. Brown, J. Button-Shafer, R. N. Cahn, E. Charles, M. S. Gill,  
Y. Groysman, R. G. Jacobsen, J. A. Kadyk, L. T. Kerth, Yu. G. Kolomensky, G. Kukartsev, G. Lynch,  
L. M. Mir, T. J. Orimoto, M. Pripstein, N. A. Roe, M. T. Ronan, W. A. Wenzel

*Lawrence Berkeley National Laboratory and University of California, Berkeley, California 94720, USA*

P. del Amo Sanchez, M. Barrett, K. E. Ford, A. J. Hart, T. J. Harrison, C. M. Hawkes, S. E. Morgan,  
A. T. Watson

*University of Birmingham, Birmingham, B15 2TT, United Kingdom*

T. Held, H. Koch, B. Lewandowski, M. Pelizaeus, K. Peters, T. Schroeder, M. Steinke  
*Ruhr Universität Bochum, Institut für Experimentalphysik 1, D-44780 Bochum, Germany*

J. T. Boyd, J. P. Burke, W. N. Cottingham, D. Walker

*University of Bristol, Bristol BS8 1TL, United Kingdom*

D. J. Asgeirsson, T. Cuhadar-Donszelmann, B. G. Fulsom, C. Hearty, N. S. Knecht, T. S. Mattison,  
J. A. McKenna

*University of British Columbia, Vancouver, British Columbia, Canada V6T 1Z1*

A. Khan, P. Kyberd, M. Saleem, D. J. Sherwood, L. Teodorescu

*Brunel University, Uxbridge, Middlesex UB8 3PH, United Kingdom*

V. E. Blinov, A. D. Bukin, V. P. Druzhinin, V. B. Golubev, A. P. Onuchin, S. I. Serednyakov,  
Yu. I. Skovpen, E. P. Solodov, K. Yu Todyshev

*Budker Institute of Nuclear Physics, Novosibirsk 630090, Russia*

D. S. Best, M. Bondioli, M. Bruinsma, M. Chao, S. Curry, I. Eschrich, D. Kirkby, A. J. Lankford, P. Lund,  
M. Mandelkern, R. K. Mommsen, W. Roethel, D. P. Stoker

*University of California at Irvine, Irvine, California 92697, USA*

S. Abachi, C. Buchanan

*University of California at Los Angeles, Los Angeles, California 90024, USA*

S. D. Foulkes, J. W. Gary, O. Long, B. C. Shen, K. Wang, L. Zhang  
*University of California at Riverside, Riverside, California 92521, USA*

H. K. Hadavand, E. J. Hill, H. P. Paar, S. Rahatlou, V. Sharma  
*University of California at San Diego, La Jolla, California 92093, USA*

J. W. Berryhill, C. Campagnari, A. Cunha, B. Dahmes, T. M. Hong, D. Kovalskyi, J. D. Richman  
*University of California at Santa Barbara, Santa Barbara, California 93106, USA*

T. W. Beck, A. M. Eisner, C. J. Flacco, C. A. Heusch, J. Kroseberg, W. S. Lockman, G. Nesom, T. Schalk,  
B. A. Schumm, A. Seiden, P. Spradlin, D. C. Williams, M. G. Wilson  
*University of California at Santa Cruz, Institute for Particle Physics, Santa Cruz, California 95064, USA*

J. Albert, E. Chen, A. Dvoretzkii, F. Fang, D. G. Hitlin, I. Narsky, T. Piatenko, F. C. Porter, A. Ryd,  
A. Samuel  
*California Institute of Technology, Pasadena, California 91125, USA*

G. Mancinelli, B. T. Meadows, K. Mishra, M. D. Sokoloff  
*University of Cincinnati, Cincinnati, Ohio 45221, USA*

F. Blanc, P. C. Bloom, S. Chen, W. T. Ford, J. F. Hirschauer, A. Kreisel, M. Nagel, U. Nauenberg,  
A. Olivas, W. O. Ruddick, J. G. Smith, K. A. Ulmer, S. R. Wagner, J. Zhang  
*University of Colorado, Boulder, Colorado 80309, USA*

A. Chen, E. A. Eckhart, A. Soffer, W. H. Toki, R. J. Wilson, F. Winklmeier, Q. Zeng  
*Colorado State University, Fort Collins, Colorado 80523, USA*

D. D. Altenburg, E. Feltresi, A. Hauke, H. Jasper, J. Merkel, A. Petzold, B. Spaan  
*Universität Dortmund, Institut für Physik, D-44221 Dortmund, Germany*

T. Brandt, V. Klose, H. M. Lacker, W. F. Mader, R. Nogowski, J. Schubert, K. R. Schubert, R. Schwierz,  
J. E. Sundermann, A. Volk  
*Technische Universität Dresden, Institut für Kern- und Teilchenphysik, D-01062 Dresden, Germany*

D. Bernard, G. R. Bonneaud, E. Latour, Ch. Thiebaux, M. Verderi  
*Laboratoire Leprince-Ringuet, CNRS/IN2P3, Ecole Polytechnique, F-91128 Palaiseau, France*

P. J. Clark, W. Gradl, F. Muheim, S. Playfer, A. I. Robertson, Y. Xie  
*University of Edinburgh, Edinburgh EH9 3JZ, United Kingdom*

M. Andreotti, D. Bettoni, C. Bozzi, R. Calabrese, G. Cibinetto, E. Luppi, M. Negrini, A. Petrella,  
L. Piemontese, E. Prencipe  
*Università di Ferrara, Dipartimento di Fisica and INFN, I-44100 Ferrara, Italy*

F. Anulli, R. Baldini-Ferroli, A. Calcaterra, R. de Sangro, G. Finocchiaro, S. Pacetti, P. Patteri,  
I. M. Peruzzi,<sup>1</sup> M. Piccolo, M. Rama, A. Zallo  
*Laboratori Nazionali di Frascati dell'INFN, I-00044 Frascati, Italy*

---

<sup>1</sup>Also with Università di Perugia, Dipartimento di Fisica, Perugia, Italy

A. Buzzo, R. Capra, R. Contri, M. Lo Vetere, M. M. Macri, M. R. Monge, S. Passaggio, C. Patrignani,  
E. Robutti, A. Santroni, S. Tosi

*Università di Genova, Dipartimento di Fisica and INFN, I-16146 Genova, Italy*

G. Brandenburg, K. S. Chaisanguanthum, M. Morii, J. Wu

*Harvard University, Cambridge, Massachusetts 02138, USA*

R. S. Dubitzky, J. Marks, S. Schenk, U. Uwer

*Universität Heidelberg, Physikalisches Institut, Philosophenweg 12, D-69120 Heidelberg, Germany*

D. J. Bard, W. Bhimji, D. A. Bowerman, P. D. Dauncey, U. Egede, R. L. Flack, J. A. Nash,  
M. B. Nikolich, W. Panduro Vazquez

*Imperial College London, London, SW7 2AZ, United Kingdom*

P. K. Behera, X. Chai, M. J. Charles, U. Mallik, N. T. Meyer, V. Ziegler

*University of Iowa, Iowa City, Iowa 52242, USA*

J. Cochran, H. B. Crawley, L. Dong, V. Eyges, W. T. Meyer, S. Prell, E. I. Rosenberg, A. E. Rubin

*Iowa State University, Ames, Iowa 50011-3160, USA*

A. V. Gritsan

*Johns Hopkins University, Baltimore, Maryland 21218, USA*

A. G. Denig, M. Fritsch, G. Schott

*Universität Karlsruhe, Institut für Experimentelle Kernphysik, D-76021 Karlsruhe, Germany*

N. Arnaud, M. Davier, G. Grosdidier, A. Höcker, F. Le Diberder, V. Lepeltier, A. M. Lutz, A. Oyanguren,  
S. Pruvot, S. Rodier, P. Roudeau, M. H. Schune, A. Stocchi, W. F. Wang, G. Wormser

*Laboratoire de l'Accélérateur Linéaire, IN2P3/CNRS et Université Paris-Sud 11, Centre Scientifique  
d'Orsay, B.P. 34, F-91898 ORSAY Cedex, France*

C. H. Cheng, D. J. Lange, D. M. Wright

*Lawrence Livermore National Laboratory, Livermore, California 94550, USA*

C. A. Chavez, I. J. Forster, J. R. Fry, E. Gabathuler, R. Gamet, K. A. George, D. E. Hutchcroft,  
D. J. Payne, K. C. Schofield, C. Touramanis

*University of Liverpool, Liverpool L69 7ZE, United Kingdom*

A. J. Bevan, F. Di Lodovico, W. Menges, R. Sacco

*Queen Mary, University of London, E1 4NS, United Kingdom*

G. Cowan, H. U. Flaecher, D. A. Hopkins, P. S. Jackson, T. R. McMahon, S. Ricciardi, F. Salvatore,  
A. C. Wren

*University of London, Royal Holloway and Bedford New College, Egham, Surrey TW20 0EX, United  
Kingdom*

D. N. Brown, C. L. Davis

*University of Louisville, Louisville, Kentucky 40292, USA*

J. Allison, N. R. Barlow, R. J. Barlow, Y. M. Chia, C. L. Edgar, G. D. Lafferty, M. T. Naisbit,  
J. C. Williams, J. I. Yi

*University of Manchester, Manchester M13 9PL, United Kingdom*

C. Chen, W. D. Hulsbergen, A. Jawahery, C. K. Lae, D. A. Roberts, G. Simi

*University of Maryland, College Park, Maryland 20742, USA*

G. Blaylock, C. Dallapiccola, S. S. Hertzbach, X. Li, T. B. Moore, S. Saremi, H. Staengle

*University of Massachusetts, Amherst, Massachusetts 01003, USA*

R. Cowan, G. Sciolla, S. J. Sekula, M. Spitznagel, F. Taylor, R. K. Yamamoto

*Massachusetts Institute of Technology, Laboratory for Nuclear Science, Cambridge, Massachusetts 02139,  
USA*

H. Kim, S. E. McLachlin, P. M. Patel, S. H. Robertson

*McGill University, Montréal, Québec, Canada H3A 2T8*

A. Lazzaro, V. Lombardo, F. Palombo

*Università di Milano, Dipartimento di Fisica and INFN, I-20133 Milano, Italy*

J. M. Bauer, L. Cremaldi, V. Eschenburg, R. Godang, R. Kroeger, D. A. Sanders, D. J. Summers,  
H. W. Zhao

*University of Mississippi, University, Mississippi 38677, USA*

S. Brunet, D. Côté, M. Simard, P. Taras, F. B. Viaud

*Université de Montréal, Physique des Particules, Montréal, Québec, Canada H3C 3J7*

H. Nicholson

*Mount Holyoke College, South Hadley, Massachusetts 01075, USA*

N. Cavallo,<sup>2</sup> G. De Nardo, F. Fabozzi,<sup>3</sup> C. Gatto, L. Lista, D. Monorchio, P. Paolucci, D. Piccolo,  
C. Sciacca

*Università di Napoli Federico II, Dipartimento di Scienze Fisiche and INFN, I-80126, Napoli, Italy*

M. A. Baak, G. Raven, H. L. Snoek

*NIKHEF, National Institute for Nuclear Physics and High Energy Physics, NL-1009 DB Amsterdam, The  
Netherlands*

C. P. Jessop, J. M. LoSecco

*University of Notre Dame, Notre Dame, Indiana 46556, USA*

T. Allmendinger, G. Benelli, L. A. Corwin, K. K. Gan, K. Honscheid, D. Hufnagel, P. D. Jackson,  
H. Kagan, R. Kass, A. M. Rahimi, J. J. Regensburger, R. Ter-Antonyan, Q. K. Wong

*Ohio State University, Columbus, Ohio 43210, USA*

N. L. Blount, J. Brau, R. Frey, O. Igonkina, J. A. Kolb, M. Lu, R. Rahmat, N. B. Sinev, D. Strom,  
J. Strube, E. Torrence

*University of Oregon, Eugene, Oregon 97403, USA*

---

<sup>2</sup>Also with Università della Basilicata, Potenza, Italy

<sup>3</sup>Also with Università della Basilicata, Potenza, Italy

A. Gaz, M. Margoni, M. Morandin, A. Pompili, M. Posocco, M. Rotondo, F. Simonetto, R. Stroili, C. Voci  
*Università di Padova, Dipartimento di Fisica and INFN, I-35131 Padova, Italy*

M. Benayoun, H. Briand, J. Chauveau, P. David, L. Del Buono, Ch. de la Vaissière, O. Hamon,  
B. L. Hartfiel, M. J. J. John, Ph. Leruste, J. Malcès, J. Ocariz, L. Roos, G. Therin  
*Laboratoire de Physique Nucléaire et de Hautes Energies, IN2P3/CNRS, Université Pierre et Marie  
Curie-Paris6, Université Denis Diderot-Paris7, F-75252 Paris, France*

L. Gladney, J. Panetta  
*University of Pennsylvania, Philadelphia, Pennsylvania 19104, USA*

M. Biasini, R. Covarelli  
*Università di Perugia, Dipartimento di Fisica and INFN, I-06100 Perugia, Italy*

C. Angelini, G. Batignani, S. Bettarini, F. Bucci, G. Calderini, M. Carpinelli, R. Cenci, F. Forti,  
M. A. Giorgi, A. Lusiani, G. Marchiori, M. A. Mazur, M. Morganti, N. Neri, E. Paoloni, G. Rizzo,  
J. J. Walsh  
*Università di Pisa, Dipartimento di Fisica, Scuola Normale Superiore and INFN, I-56127 Pisa, Italy*

M. Haire, D. Judd, D. E. Wagoner  
*Prairie View A&M University, Prairie View, Texas 77446, USA*

J. Biesiada, N. Danielson, P. Elmer, Y. P. Lau, C. Lu, J. Olsen, A. J. S. Smith, A. V. Telnov  
*Princeton University, Princeton, New Jersey 08544, USA*

F. Bellini, G. Cavoto, A. D’Orazio, D. del Re, E. Di Marco, R. Faccini, F. Ferrarotto, F. Ferroni,  
M. Gaspero, L. Li Gioi, M. A. Mazzoni, S. Morganti, G. Piredda, F. Polci, F. Safai Tehrani, C. Voena  
*Università di Roma La Sapienza, Dipartimento di Fisica and INFN, I-00185 Roma, Italy*

M. Ebert, H. Schröder, R. Waldi  
*Universität Rostock, D-18051 Rostock, Germany*

T. Adye, N. De Groot, B. Franek, E. O. Olaiya, F. F. Wilson  
*Rutherford Appleton Laboratory, Chilton, Didcot, Oxon, OX11 0QX, United Kingdom*

R. Aleksan, S. Emery, A. Gaidot, S. F. Ganzhur, G. Hamel de Monchenault, W. Kozanecki, M. Legendre,  
G. Vasseur, Ch. Yèche, M. Zito  
*DSM/Daphnia, CEA/Saclay, F-91191 Gif-sur-Yvette, France*

X. R. Chen, H. Liu, W. Park, M. V. Purohit, J. R. Wilson  
*University of South Carolina, Columbia, South Carolina 29208, USA*

M. T. Allen, D. Aston, R. Bartoldus, P. Bechtle, N. Berger, R. Claus, J. P. Coleman, M. R. Convery,  
M. Cristinziani, J. C. Dingfelder, J. Dorfan, G. P. Dubois-Felsmann, D. Dujmic, W. Dunwoodie,  
R. C. Field, T. Glanzman, S. J. Gowdy, M. T. Graham, P. Grenier,<sup>4</sup> V. Halyo, C. Hast, T. Hryn’ova,  
W. R. Innes, M. H. Kelsey, P. Kim, D. W. G. S. Leith, S. Li, S. Luitz, V. Luth, H. L. Lynch,  
D. B. MacFarlane, H. Marsiske, R. Messner, D. R. Muller, C. P. O’Grady, V. E. Ozcan, A. Perazzo,  
M. Perl, T. Pulliam, B. N. Ratcliff, A. Roodman, A. A. Salnikov, R. H. Schindler, J. Schwiening,  
A. Snyder, J. Stelzer, D. Su, M. K. Sullivan, K. Suzuki, S. K. Swain, J. M. Thompson, J. Va’vra, N. van

---

<sup>4</sup>Also at Laboratoire de Physique Corpusculaire, Clermont-Ferrand, France

Bakel, M. Weaver, A. J. R. Weinstein, W. J. Wisniewski, M. Wittgen, D. H. Wright, A. K. Yarritu, K. Yi,  
C. C. Young

*Stanford Linear Accelerator Center, Stanford, California 94309, USA*

P. R. Burchat, A. J. Edwards, S. A. Majewski, B. A. Petersen, C. Roat, L. Wilden

*Stanford University, Stanford, California 94305-4060, USA*

S. Ahmed, M. S. Alam, R. Bula, J. A. Ernst, V. Jain, B. Pan, M. A. Saeed, F. R. Wappler, S. B. Zain

*State University of New York, Albany, New York 12222, USA*

W. Bugg, M. Krishnamurthy, S. M. Spanier

*University of Tennessee, Knoxville, Tennessee 37996, USA*

R. Eckmann, J. L. Ritchie, A. Satpathy, C. J. Schilling, R. F. Schwitters

*University of Texas at Austin, Austin, Texas 78712, USA*

J. M. Izen, X. C. Lou, S. Ye

*University of Texas at Dallas, Richardson, Texas 75083, USA*

F. Bianchi, F. Gallo, D. Gamba

*Università di Torino, Dipartimento di Fisica Sperimentale and INFN, I-10125 Torino, Italy*

M. Bomben, L. Bosisio, C. Cartaro, F. Cossutti, G. Della Ricca, S. Dittongo, L. Lanceri, L. Vitale

*Università di Trieste, Dipartimento di Fisica and INFN, I-34127 Trieste, Italy*

V. Azzolini, N. Lopez-March, F. Martinez-Vidal

*IFIC, Universitat de Valencia-CSIC, E-46071 Valencia, Spain*

Sw. Banerjee, B. Bhuyan, C. M. Brown, D. Fortin, K. Hamano, R. Kowalewski, I. M. Nugent, J. M. Roney,  
R. J. Sobie

*University of Victoria, Victoria, British Columbia, Canada V8W 3P6*

J. J. Back, P. F. Harrison, T. E. Latham, G. B. Mohanty, M. Pappagallo

*Department of Physics, University of Warwick, Coventry CV4 7AL, United Kingdom*

H. R. Band, X. Chen, B. Cheng, S. Dasu, M. Datta, K. T. Flood, J. J. Hollar, P. E. Kutter, B. Mellado,  
A. Mihalyi, Y. Pan, M. Pierini, R. Prepost, S. L. Wu, Z. Yu

*University of Wisconsin, Madison, Wisconsin 53706, USA*

H. Neal

*Yale University, New Haven, Connecticut 06511, USA*

# 1 Introduction

$B$  decays to charmonium-containing final states ( $J/\psi$ ,  $\psi(2S)$ ,  $\chi_{c1}$ )  $K^*$  are of interest for the precise measurement of  $\sin 2\beta$ , as for the similar decay  $B \rightarrow J/\psi K^0$ . Here, the final state consists of two vector particles, the  $K^*$  meson and the charmonium meson : the  $L = 1$  and  $L = 0, 2$  states have different  $CP$  eigenvalues and the related dilution of any  $CP$  violation must be taken into account in the measurement of  $\sin 2\beta$ . The amplitude for longitudinal polarization of the two vector mesons is  $A_0$ . There are two amplitudes for polarizations of the vector mesons transverse to the decay axis:  $A_{\parallel}$  for parallel polarization of the two vector mesons and  $A_{\perp}$  for their perpendicular polarization. Only the relative amplitudes are measured here, so that  $|A_0|^2 + |A_{\parallel}|^2 + |A_{\perp}|^2 = 1$ . Previous measurements of the amplitudes by the CLEO [1], CDF [2], BABAR [3] and Belle [4] collaborations for the  $B \rightarrow J/\psi K^*$  channels are all compatible with each other, and with a  $CP$ -odd intensity fraction  $|A_{\perp}|^2$  close to 0.2.

Factorization is a framework that allows the description of heavy meson decays by assuming that a weak decay matrix element can be described as the product of two independent hadronic currents. In the case of heavy quarks present in the final state, the validity of the factorization hypothesis can be questioned. Factorization predicts that the phases of the decay amplitudes are the same (modulo  $\pi$ ). BABAR has observed [3, 5] a significant departure from this prediction. The factorization-suppressed decay  $B \rightarrow \chi_{c0} K^{\pm}$  has also been observed [6, 7] with a branching fraction of the same order of magnitude as that of the factorization-allowed  $B \rightarrow \chi_{c1} K^{\pm}$ , while the decay to  $\chi_{c2}$ , predicted to have non-factorizable contributions comparable to those for decays to  $\chi_{c0}$  [8], is actually not observed [9].

Precise measurements of the branching fractions of these decays are now available [10] to test the theoretical description of the non-factorizable contributions [11], but polarization measurements are also needed. In particular measurements for  $\psi(2S)$  and  $\chi_{c1}$ , compared to that of  $J/\psi$ , would discriminate the mass dependence from the quantum number dependence, due to the different effective Hamiltonian matrix element that describes charmonium production from vacuum under the factorization hypothesis, and to the different non-factorizable contributions [11]. CLEO has measured the longitudinal polarization of  $B \rightarrow \psi(2S) K^*$  decays to be  $|A_0|^2 = 0.45 \pm 0.11 \pm 0.04$  [12]. Belle has studied  $B \rightarrow \chi_{c1} K^*$  decays and obtained  $|A_0|^2 = 0.87 \pm 0.09 \pm 0.07$  [13].

$B$  decays to charmonium  $K^{(*)}$  provide a clean environment for the measurement of CKM angles because one tree amplitude dominates the decay. Very small direct  $CP$ -violating charge asymmetries are expected in these decays : the observation of a sizeable, significant signal would be a smoking gun for the presence of new physics. No such signal has been found [10]. London *et al.* have suggested that several amplitudes with both different electro-weak phases and different strong phases must be present to create a charge asymmetry in a simple branching fraction measurement, while an angular analysis of vector-vector decays can detect charge asymmetries even in the case of vanishing strong phase difference [14]. Belle has looked for, and not found, such a signal [4].

In this paper we describe the amplitude measurement of  $B \rightarrow (c\bar{c}) K^*$  with an angular analysis, for  $(c\bar{c})=J/\psi$ ,  $\psi(2S)$  and  $\chi_{c1}$ , using a selection similar to that of Ref. [10] and described below, and a fitting method similar to that of Ref. [3].  $\Psi$  candidates (any of the  $1^{--}$  charmonia; i.e.  $J/\psi$  or  $\psi(2S)$ ) are reconstructed in their decays to  $\ell\ell$ , where  $\ell$  represents an electron or a muon, and  $\chi_{c1}$  candidates to  $J/\psi\gamma$ . Decays to the flavor-eigenstates  $K^{*0} \rightarrow K^{\pm}\pi^{\mp}$ ,  $K^{*\pm} \rightarrow K_S^0\pi^{\pm}$  and  $K^{*\pm} \rightarrow K^{\pm}\pi^0$  are used. The relative strong phases are known to have a two-fold ambiguity when measured in an angular analysis alone. In contrast with earlier publications [1, 2, 5] we use here the set of phases predicted by Suzuki [15] using arguments based on the conservation of the  $s$  quark



helicity in the decay of the  $b$  quark. We have confirmed experimentally this prediction by the study of the variation with  $K\pi$  invariant mass of the phase difference between the  $K^*(892)$  amplitude and a non-resonant  $K\pi$  S-wave amplitude [3].

## 2 The *BABAR* detector and dataset

The data, collected with the *BABAR* detector at the PEP-II asymmetric  $e^+e^-$  storage ring, represent 232 million produced  $B\bar{B}$  pairs, corresponding to an on-resonance integrated luminosity of about  $209 \text{ fb}^{-1}$ .

The *BABAR* detector is described in detail elsewhere [16]. Charged-particle tracking is provided by a five-layer silicon vertex tracker (SVT) and a 40-layer drift chamber (DCH). For charged-particle identification (PID), ionization energy loss in the DCH and SVT, and Cherenkov radiation detected in a ring-imaging device (DIRC) are used. Photons are identified by the electromagnetic calorimeter (EMC), which comprises 6580 thallium-doped CsI crystals. These systems are mounted inside a 1.5-T solenoidal superconducting magnet. Muons are identified in the instrumented flux return (IFR), composed of resistive plate chambers and layers of iron that return the magnetic flux of the solenoid.

We use the GEANT [17] software to simulate interactions of particles traversing the detector, taking into account the varying accelerator and detector conditions.

## 3 Event Selection

Event pre-selection is performed in the same way as in Ref. [10]. Multihadron events are selected by demanding a minimum of three reconstructed charged tracks in the polar-angle range  $0.41 < \theta < 2.54 \text{ rad}$ , where  $\theta$  is defined in the laboratory frame. Charged tracks must be reconstructed in the DCH and are required to originate within 1.5 cm of the beam in the plane transverse to it and within 10 cm of the beamspot along the beam direction. Events are required to have a primary vertex within 0.5 cm of the average position of the interaction point in the plane transverse to the beamline, and within 6 cm longitudinally. Charged tracks are required to include at least 12 DCH hits and to have a transverse momentum  $p_T > 100 \text{ MeV}/c$ . Photon candidates are required to have a minimum energy of 30 MeV, to have a lateral energy profile compatible with that of an electromagnetic shower, and to be in the fiducial volume of the EMC,  $0.41 < \theta < 2.41 \text{ rad}$ . Electron candidates are selected using information from the EMC, the ratio of the energy measured in the EMC to the momentum measured by the tracking system, the energy loss in the drift chamber, and the Cherenkov angle measured in the DIRC. Electrons are also required to be in the fiducial volume  $0.41 < \theta < 2.41 \text{ rad}$ . Muon candidates are selected using information from the EMC (energy deposition consistent with a minimum ionizing particle) and the distribution of hits in the RPC. Muons are required to be in the fiducial volume  $0.3 < \theta < 2.7 \text{ rad}$ . We select charged kaon and pion candidates using information from the energy loss in the SVT and DCH, and the Cherenkov angle measured in the DIRC. Kaon candidates are required to be in the fiducial volume  $0.45 < \theta < 2.45 \text{ rad}$ .

$B$  candidates are selected in a similar way as in Ref. [10]. The  $J/\psi$  candidates are required to have an invariant mass  $2.95 < m_{e^+e^-} < 3.14 \text{ GeV}/c^2$  or  $3.06 < m_{\mu^+\mu^-} < 3.14 \text{ GeV}/c^2$  for decays to  $e^+e^-$  and to  $\mu^+\mu^-$  respectively. The  $\psi(2S)$  candidates are required to have invariant masses  $3.44 < m_{e^+e^-} < 3.74 \text{ GeV}/c^2$  or  $3.64 < m_{\mu^+\mu^-} < 3.74 \text{ GeV}/c^2$ . Electron candidates are combined with photon candidates in order to recover some of the energy lost through bremsstrahlung. In the

$\chi_{c1}$  reconstruction, the associated  $\gamma$  has to satisfy shower shape requirements and has to have an energy greater than 150 MeV. The  $\chi_{c1}$  candidates are required to satisfy  $350 < m_{\ell+\ell-\gamma} - m_{\ell+\ell^-} < 450$  MeV/ $c^2$ . The  $\pi^0 \rightarrow \gamma\gamma$  candidates are required to satisfy  $113 < m_{\gamma\gamma} < 153$  MeV/ $c^2$ . The energy of the soft photon has to be greater than 50 MeV, and the energy of the hard photon has to be greater than 150 MeV. The  $K_S^0 \rightarrow \pi^+ \pi^-$  candidates are required to satisfy  $489 < m_{\pi^+\pi^-} < 507$  MeV/ $c^2$ . In addition, the  $K_S^0$  flight distance from the  $\Psi$  vertex must be larger than 3 standard deviations. The  $K^{*0}$  and  $K^{*+}$  candidates are required to satisfy  $796 < m_{K\pi} < 996$  MeV/ $c^2$  and  $792 < m_{K\pi} < 992$  MeV/ $c^2$ , respectively. In addition, due to the presence of a large background of low-energy non-genuine  $\pi^0$ 's, the cosine of the angle  $\theta_{K^*}$  between the  $K$  momentum and the  $B$  momentum in the  $K^*$  rest frame has to be less than 0.8 for  $K^* \rightarrow K^\pm \pi^0$ . For events which reconstruct to  $B_a \rightarrow VK_a^*$  and  $B_b \rightarrow VK_b^*$  modes, with  $K_a^*$  decaying to  $\pi^0$  and  $K_b^*$  decaying to  $\pi^\pm$ , the  $B_a$  candidate is discarded, as  $\pi^\pm \rightarrow \pi^0$  is observed to be the dominant source of cross-feed.

The  $B$  candidates, reconstructed by combining charmonium and  $K^*$  candidates, are characterized by two kinematic variables: the difference between the reconstructed energy of the  $B$  candidate and the beam energy in the center-of-mass frame  $\Delta E = E_B^* - E_{beam}^*$ , and the beam energy-substituted mass  $m_{ES}$ , defined as  $m_{ES} \equiv \sqrt{E_{beam}^{*2} - \mathbf{p}_B^{*2}}$ , where the asterisk refers to quantities in the center-of-mass and  $\mathbf{p}_B$  is the  $B$  momentum. For a correctly reconstructed  $B$  meson,  $\Delta E$  is expected to peak at zero and the energy-substituted mass  $m_{ES}$  at the  $B$  meson mass, 5.279 GeV/ $c^2$ . Only one reconstructed  $B$  meson is allowed per event. For events that have multiple candidates, the candidate having the smallest  $|\Delta E|$  is chosen. The analysis is performed in a region of the  $m_{ES}$  vs  $\Delta E$  plane defined by  $5.2 < m_{ES} < 5.3$  GeV/ $c^2$  and  $-120 < \Delta E < 120$  MeV. The signal region is defined as  $m_{ES} > 5.27$  GeV/ $c^2$  and  $|\Delta E|$  smaller than 40 or 30 MeV for channels with or without a  $\pi^0$  respectively. Figure 1 shows the  $m_{ES}$  distributions for both data and Monte Carlo, within the  $\Delta E$  signal region.

## 4 Angular Analysis

The  $B$  decay amplitudes are measured from the differential decay distribution, expressed in the transversity basis with angles  $(\theta_{K^*}, \theta_{tr}, \phi_{tr})$  defined as follows ([3, 5], Fig. 2)<sup>5</sup>:

- $\theta_{K^*}$  is the helicity angle of the  $K^*$  decay. It is defined in the rest frame of the  $K^*$  meson, and is the angle between the kaon and the opposite direction of the  $B$  meson in this frame;
- $\theta_{tr}$  and  $\phi_{tr}$  are defined in the  $\Psi$  ( $\chi_{c1}$ ) rest frame and are the polar and azimuthal angle of the positive lepton ( $J/\psi$  daughter of  $\chi_{c1}$ ), with respect the axis defined by:
  - $\mathbf{x}_{tr}$ : opposite direction of the  $B$  meson;
  - $\mathbf{y}_{tr}$ : perpendicular to  $\mathbf{x}_{tr}$ , in the  $(\mathbf{x}_{tr}, \mathbf{p}_{K^*})$  plane, with a direction such that  $\mathbf{p}_{K^*} \cdot \mathbf{y}_{tr} > 0$ ;
  - $\mathbf{z}_{tr}$ : to complete the frame, ie:  $\mathbf{z}_{tr} = \mathbf{x}_{tr} \times \mathbf{y}_{tr}$ .

In terms of the angular variables  $\boldsymbol{\omega} \equiv (\theta_{K^*}, \theta_{tr}, \phi_{tr})$ , the time-integrated differential decay rate for the decay of the  $B$  meson is

$$g(\boldsymbol{\omega}; \mathbf{A}) \equiv \frac{1}{\Gamma} \frac{d^3\Gamma}{d \cos \theta_{K^*} d \cos \theta_{tr} d \phi_{tr}} = \sum_{i=1}^6 \mathcal{A}_i f_i(\boldsymbol{\omega}), \quad (1)$$

<sup>5</sup>The conventions regarding these frame definitions are detailed in [19, 20].

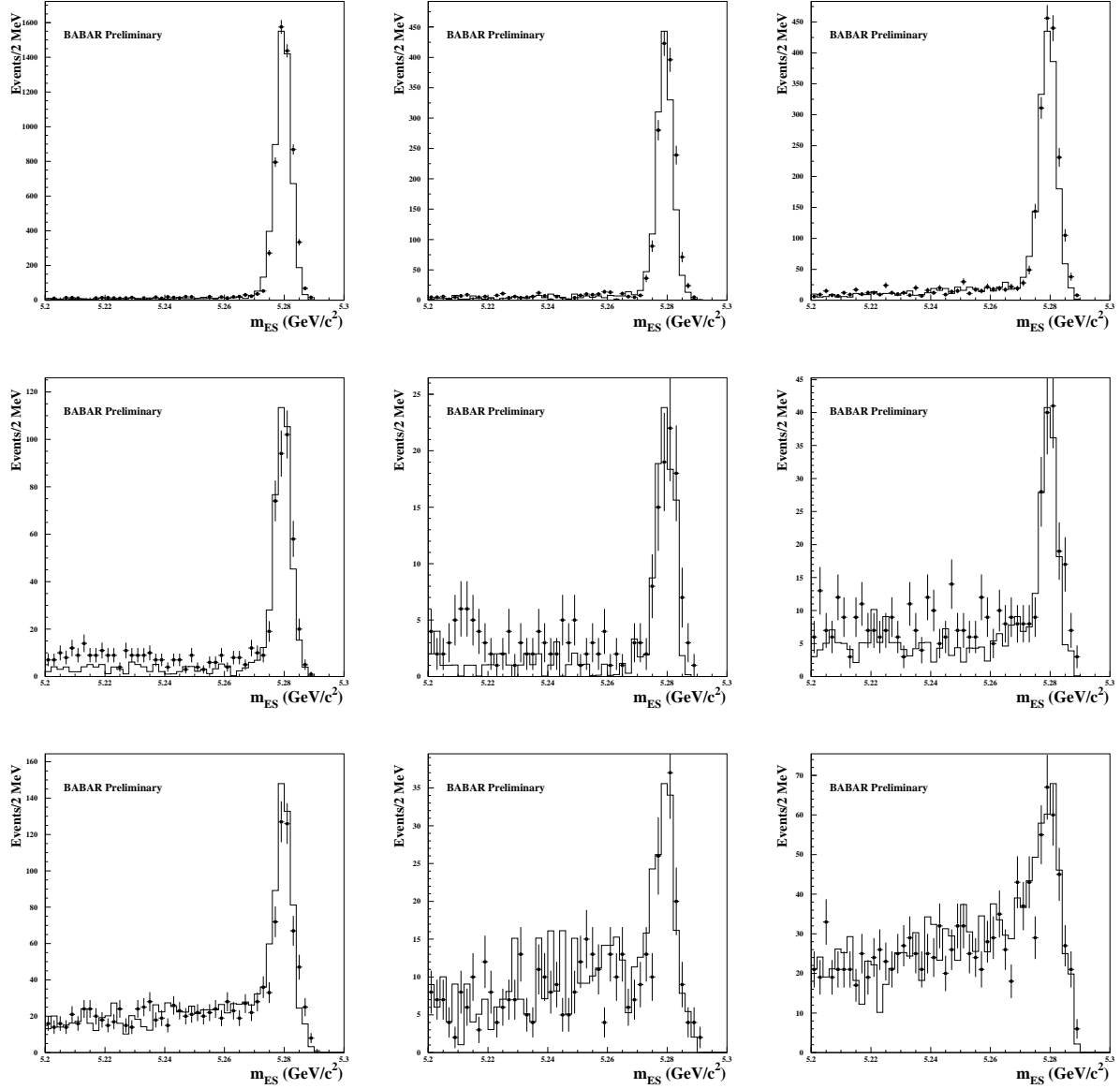


Figure 1:  $m_{ES}$  distributions within the  $\Delta E$  signal region. From top to bottom the rows represent the  $J/\psi$ ,  $\psi(2S)$  and  $\chi_{c1}$  channel. From left to right, the columns represent the  $K^{*0}(K^+\pi^-)$ ,  $K^{*+}(K_S^0\pi^+)$  and  $K^{*+}(K^+\pi^0)$  channels. The points represent the data and the histograms represent the Monte Carlo.

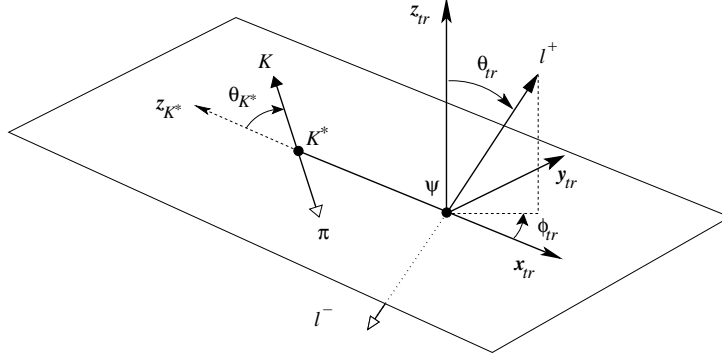


Figure 2: Definition of the transversity angles. Details are given in the text.

Table 1: Amplitude coefficients  $\mathcal{A}_i$  and angular functions  $f_i(\omega)$ , that contribute to the differential decay rate of a  $B$  meson. An overall normalization factor  $9/32\pi$  (for  $\Psi$ ) and  $9/64\pi$  (for  $\chi_{c1}$ ) has been omitted. In the case of a  $\bar{B}$  decay, the  $\Im m$  terms change sign.

$i$	$\mathcal{A}_i$	$f_i(\omega)$ for $\Psi$ [3, 5]	$f_i(\omega)$ for $\chi_{c1}$ [19]
1	$ A_0 ^2$	$2 \cos^2 \theta_{K^*} [1 - \sin^2 \theta_{tr} \cos^2 \phi_{tr}]$	$2 \cos^2 \theta_{K^*} [1 + \sin^2 \theta_{tr} \cos^2 \phi_{tr}]$
2	$ A_{\parallel} ^2$	$\sin^2 \theta_{K^*} [1 - \sin^2 \theta_{tr} \sin^2 \phi_{tr}]$	$\sin^2 \theta_{K^*} [1 + \sin^2 \theta_{tr} \sin^2 \phi_{tr}]$
3	$ A_{\perp} ^2$	$\sin^2 \theta_{K^*} \sin^2 \theta_{tr}$	$\sin^2 \theta_{K^*} [2 \cos^2 \theta_{tr} + \sin^2 \theta_{tr}]$
4	$\Im m(A_{\parallel}^* A_{\perp})$	$\sin^2 \theta_{K^*} \sin 2\theta_{tr} \sin \phi_{tr}$	$-\sin^2 \theta_{K^*} \sin 2\theta_{tr} \sin \phi_{tr}$
5	$\Re e(A_{\parallel} A_0^*)$	$-\frac{1}{\sqrt{2}} \sin 2\theta_{K^*} \sin^2 \theta_{tr} \sin 2\phi_{tr}$	$\frac{1}{\sqrt{2}} \sin 2\theta_{K^*} \sin^2 \theta_{tr} \sin 2\phi_{tr}$
6	$\Im m(A_{\perp} A_0^*)$	$\frac{1}{\sqrt{2}} \sin 2\theta_{K^*} \sin 2\theta_{tr} \cos \phi_{tr}$	$-\frac{1}{\sqrt{2}} \sin 2\theta_{K^*} \sin 2\theta_{tr} \cos \phi_{tr}$

where the amplitude coefficients  $\mathcal{A}_i$  and the angular functions  $f_i(\omega)$ ,  $i = 1 \dots 6$  are listed in Table 1. The  $\Psi$  decays to two spin-1/2 particles, while the  $\chi_{c1}$  decays to two vector particles. The angular functions obtained are therefore different [19].

The symbol  $\mathbf{A}$  denotes the transversity amplitudes for the decay of the  $B$  meson:  $\mathbf{A} \equiv (A_0, A_{\parallel}, A_{\perp})$ . We denote by  $\bar{\mathbf{A}}$  the amplitudes for the  $\bar{B}$  meson decay. In the absence of direct  $CP$  violation, we can choose a phase convention in which these amplitudes are related by  $\bar{A}_0 = +A_0$ ,  $\bar{A}_{\parallel} = +A_{\parallel}$ ,  $\bar{A}_{\perp} = -A_{\perp}$ , so that  $A_{\perp}$  is  $CP$ -odd and  $A_0$  and  $A_{\parallel}$  are  $CP$ -even. The phases  $\delta_j$  of the amplitudes, where  $j = 0, \parallel, \perp$ , are defined by  $A_j = |A_j| e^{i\delta_j}$ . Phases are defined relative to  $\delta_0 = 0$ .

## 5 Acceptance Correction

We perform an unbinned likelihood fit of the three-dimensional angle PDF. The acceptance of the detector and the efficiency of the event reconstruction may vary as a function of the transversity angles, in particular as the angle  $\theta_{K^*}$  is strongly correlated with the momentum of the final kaon

and pion. The PDF of the observed events,  $g^{obs}$ , is :

$$g^{obs}(\boldsymbol{\omega}; \mathbf{A}) = g(\boldsymbol{\omega}; \mathbf{A}) \frac{\varepsilon(\boldsymbol{\omega})}{\langle \varepsilon \rangle(\mathbf{A})}, \quad (2)$$

where  $g(\boldsymbol{\omega}; \mathbf{A})$  is given by Eq. (1),  $\varepsilon(\boldsymbol{\omega})$  is the angle-dependent acceptance, and

$$\langle \varepsilon \rangle(\mathbf{A}) \equiv \int g(\boldsymbol{\omega}; \mathbf{A}) \varepsilon(\boldsymbol{\omega}) d\boldsymbol{\omega} \quad (3)$$

is the average acceptance. The presence of cross-feed from the companion channels which have, as a consequence of isospin symmetry, the same  $\mathbf{A}$  dependence as that of the signal, is taken into account. The observed PDF for channel  $b$  ( $b = K^\pm \pi^\mp, K_S^0 \pi^\pm, K^\pm \pi^0$ ) is then

$$g^{b,obs}(\boldsymbol{\omega}; \mathbf{A}) = g(\boldsymbol{\omega}; \mathbf{A}) \frac{\varepsilon^b(\boldsymbol{\omega})}{\sum_{k=1}^6 \mathcal{A}_k(\mathbf{A}) \Phi_k^b} \quad (4)$$

$\varepsilon^b(\boldsymbol{\omega})$  is the efficiency for reconstructed channel  $b$  considering  $B \rightarrow (c\bar{c})K^*$  channels as a whole (for the three charmonium states separately), that is counting cross-feed events as signal. The  $\Phi_k^b$  are the  $f_k(\boldsymbol{\omega})$  moments of the “whole” efficiency  $\varepsilon^b$ . The expressions for  $\varepsilon^b(\boldsymbol{\omega})$  and  $\Phi_k^b$  are available and discussed in section IV.A of Ref. [3].

The acceptance  $\varepsilon^b(\boldsymbol{\omega})$  can be expressed as in Eq. (4), and only the coefficients  $\Phi_k^b$  are needed, under the approximations that the angular resolution can be neglected, including for cross-feed events, and that the double misidentification of the daughters of the  $K^{*0} \rightarrow K^\pm \pi^\mp$  candidate ( $K-\pi$  swap) can be neglected. The biases induced by these approximations have been estimated with Monte Carlo (MC) based studies, and found to be negligible (see table IV of [3]).

The coefficients  $\Phi_k^b$  are computed with exclusive signal MC samples obtained using a full simulation of the experiment [17, 21]. PID efficiencies measured with data control samples are used to adjust the MC simulation to the actual behavior of the detector. Separate coefficients are used for different charges of the final state mesons, in particular to take into account the charge dependence of the interaction of charged kaons with matter, and a possible charge asymmetry of the detector. Writing the expression for the log-likelihood  $L^b(\mathbf{A})$  for the PDF  $g^{b,obs}(\boldsymbol{\omega}_i; \mathbf{A})$  for a pure signal sample of  $N_S$  events, the relevant contribution is

$$L^b(\mathbf{A}) = \sum_{i=1}^{N_S} \ln(g(\boldsymbol{\omega}_i; \mathbf{A})) - N_S \ln \left( \sum_k \mathcal{A}_k(\mathbf{A}) \Phi_k^b \right), \quad (5)$$

since the remaining term  $\sum_{i=1}^{N_S} \ln(\varepsilon^b(\boldsymbol{\omega}_i))$  does not depend on the amplitudes.

## 6 Background Correction

We use a background correction method described in section IV.B of Ref. [3], in which background events are added with a negative weight to the log-likelihood that is maximized

$$L^{b'}(\mathbf{A}) \equiv \sum_{i=1}^{n_B+N_S} \ln(g^{b,obs}(\boldsymbol{\omega}_i; \mathbf{A})) - \frac{\tilde{n}_B}{N_B} \sum_{k=1}^{N_B} \ln(g^{b,obs}(\boldsymbol{\omega}_k; \mathbf{A})). \quad (6)$$

The fit is performed within the  $m_{ES}$  signal region ( $m_{ES} > 5.27 \text{ GeV}/c^2$ ) which contains  $N_B$  signal events.  $\tilde{n}_B$  is an estimate of the unknown number  $n_B$  of background events that are present

in the signal region in the data sample. In Ref. [3] background events were estimated from the data by fitting the  $m_{ES}$  distribution in the sideband region and extrapolating in the  $m_{ES}$  signal region. This method assumed that the background has only a combinatorial contribution and no peaking contribution. This is a valid argument for the  $J/\psi$  channels, but not the  $\psi(2S)$  and  $\chi_{c1}$  channels where peaking backgrounds are known to have a non-negligible contribution. Therefore, in this analysis, the background (combinatorial and peaking) has been taken from generic MC. As  $L^{b'}$  is not a log-likelihood, the uncertainties yielded by the minimization program `Minuit` [22] are biased estimates of the actual uncertainties. An unbiased estimation of the uncertainties is described and validated in Appendix A of Ref. [3]. With this pseudo-log-likelihood technique, we avoid parametrizing the acceptance as well as the background angular distributions.

## 7 Systematics

The measurement is affected by several systematic uncertainties. The branching ratios that are used in the cross-feed part of the acceptance cross section are varied by  $\pm 1\sigma$ , and the largest variation is retained. The uncertainty induced by the finite size of the MC sample used to compute the coefficients  $\Phi_k^b$  is estimated by the statistical uncertainty of the angular fit on that MC sample (shift additivity [5]). The uncertainty due to our limited understanding of the PID is estimated by using two different methods to correct for the MC-vs-data differences. The background uncertainty is obtained by comparing MC and data shapes of the  $m_{ES}$  distributions for the combinatorial component and by using the corresponding branching errors for the peaking component. The uncertainty due to the presence of a  $K\pi$  S wave under the  $K^*(892)$  peak is estimated by a fit including it. The differential decay rate is described by eqs. (6–9) of Reference [3].

## 8 Results

The results are summarized in Table 2. The values of  $|A_0|^2$ ,  $|A_{\parallel}|^2$ ,  $|A_{\perp}|^2$  turn out to be negatively correlated, as is expected for quantities the sum of which is unity. In particular,  $|A_{\parallel}|^2$ , which would be the least precisely measured parameter in separate one-dimensional fits, is strongly anti-correlated with  $|A_0|^2$ , which would be the best measured. The one-dimensional (1D) distributions, acceptance-corrected with an 1D Ansatz <sup>6</sup>, and background-subtracted, are overlaid with the fit results and shown on figure 4. As in lower statistics studies, the  $\cos\theta_{K^*}$  forward backward asymmetry due to the interference with the S wave is clearly visible.

Table 2: Summary of the amplitudes measured. In the case of decays to  $\chi_{c1}$ ,  $A_{\perp}$  is compatible with zero, and therefore its phase is not defined.

Channel	$ A_0 ^2$	$ A_{\parallel} ^2$	$ A_{\perp} ^2$	$\delta_{\parallel}$	$\delta_{\perp}$
$J/\psi K^*$	$0.556 \pm 0.009 \pm 0.010$	$0.211 \pm 0.010 \pm 0.006$	$0.233 \pm 0.010 \pm 0.005$	$-2.93 \pm 0.08 \pm 0.04$	$2.91 \pm 0.05 \pm 0.03$
$\psi(2S)K^*$	$0.48 \pm 0.05 \pm 0.02$	$0.22 \pm 0.06 \pm 0.02$	$0.30 \pm 0.06 \pm 0.02$	$-2.8 \pm 0.4 \pm 0.1$	$2.8 \pm 0.3 \pm 0.1$
$\chi_{c1}K^*$	$0.77 \pm 0.07 \pm 0.04$	$0.20 \pm 0.07 \pm 0.04$	$0.03 \pm 0.04 \pm 0.02$	$0.0 \pm 0.3 \pm 0.1$	–

A graphical representation is given in Fig. 3.

<sup>6</sup>In contrast with the dedicated method used in the fit, for the plots, we simply computed the 1D efficiency maps from the distributions of the accepted events divided by the 1D PDF.

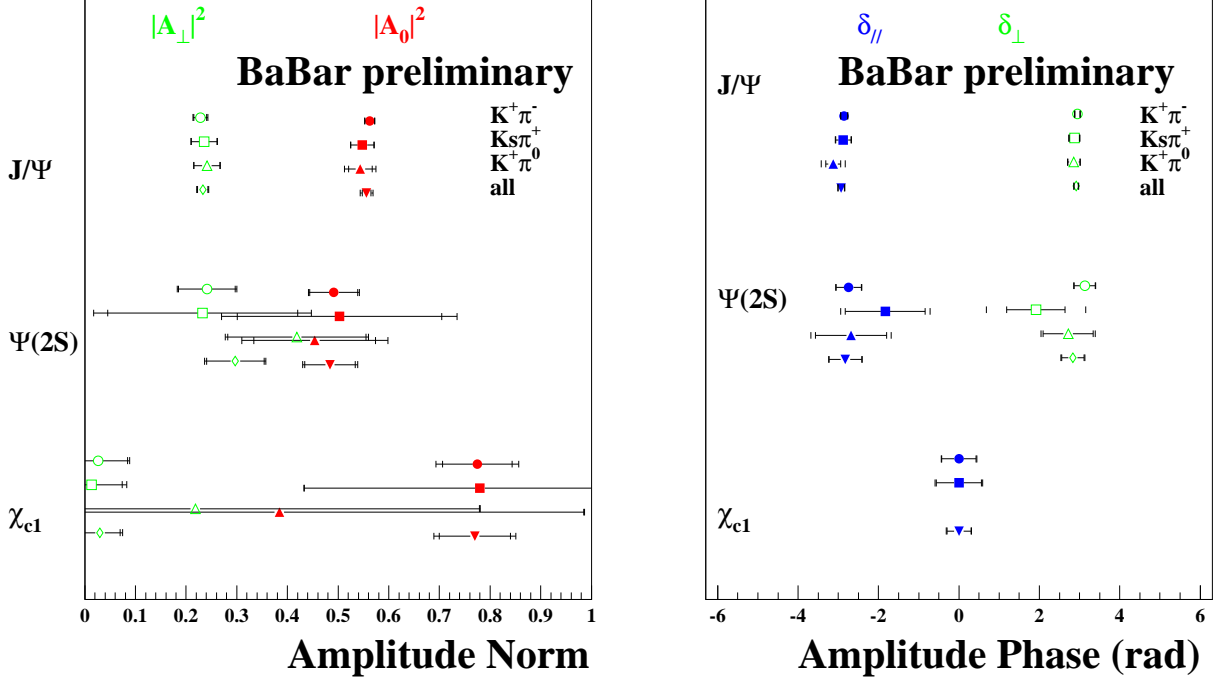


Figure 3: Data : Results of the fits. Left : norms ( $|A_0|^2$  in red,  $|A_{\parallel}|^2$  in green), Right : phases ( $\delta_{\parallel}$  in blue,  $\delta_{\perp}$  in green). Circles :  $K^{\pm} \pi^{\mp}$ ; Squares :  $K_S^0 \pi^+$ ; Up triangles :  $K^{\pm} \pi^0$ , Down triangles : all  $K^*$ 's combined. In the case of decays to  $\chi_{c1}$ ,  $A_{\perp}$  is compatible with zero, and therefore its phase is not defined. (the  $K^+ \pi^0$  contribution is removed in computing  $\delta_{\parallel}$  for  $\chi_{c1}$ , as  $|A_{\parallel}|^2$  is compatible with zero). For each charmonium and each measurement, the results for the individual channels are shown together with the average.

Table 3: Difference between the interference terms measured in  $B$  and  $\bar{B}$  decays to  $J/\psi$ .

	$(K^+ \pi^-)$	$(K^+ \pi^0)$	$(K_S^0 \pi^+)$
$\delta \mathcal{A}_4$	$0.002 \pm 0.025 \pm 0.005$	$-0.017 \pm 0.047 \pm 0.023$	$-0.008 \pm 0.049 \pm 0.011$
$\delta \mathcal{A}_6$	$-0.011 \pm 0.043 \pm 0.016$	$-0.051 \pm 0.098 \pm 0.064$	$0.075 \pm 0.089 \pm 0.009$

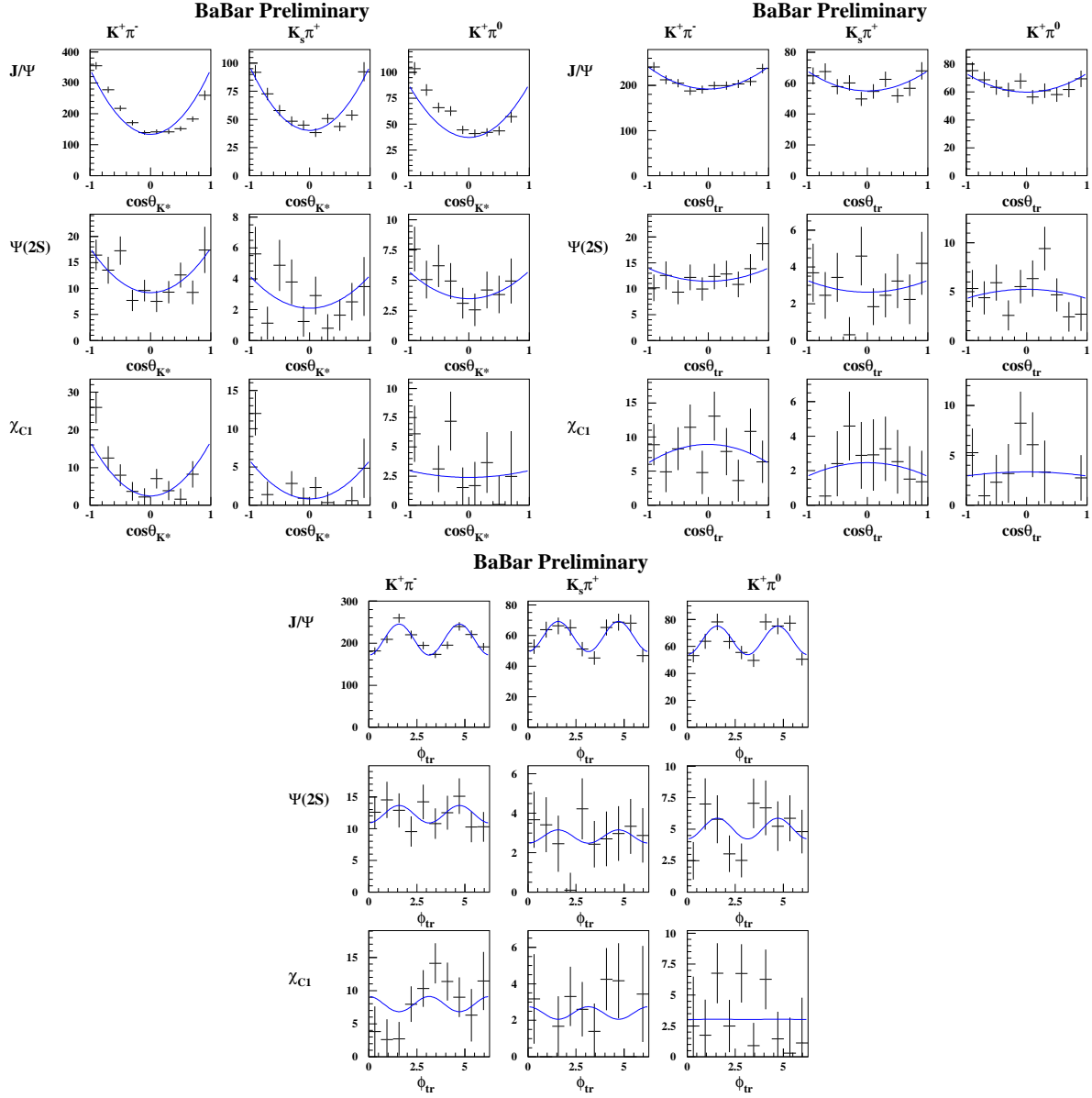


Figure 4: Angular distributions with PDF from fit overlaid. The asymmetry of the  $\cos\theta_{K^*}$  distributions induced by the S-wave interference is clearly visible.



In summary,

- Our measurement of the amplitudes of  $B$  decays to  $J/\psi$  are compatible with, and of better precision than, previous measurements.
- From a comparison of  $B^0$  and  $B^+$  decays, isospin is seen to be conserved in the decay.
- We confirm our previous observation that the strong phase differences are significantly different from zero, in contrast with what is predicted by factorization. For  $B \rightarrow J/\psi K^*$ , it amounts to  $\delta_{\parallel} - \delta_{\perp} = 0.45 \pm 0.05 \pm 0.02$ , an  $8\sigma$  effect.
- The presence of direct  $CP$ -violating triple-products in the amplitude would produce a  $B$  to  $\bar{B}$  difference in the interference terms  $\mathcal{A}_4$  and  $\mathcal{A}_6$ :  $\delta\mathcal{A}_4$  and  $\delta\mathcal{A}_6$ . This is not observed as all the measurement are compatible with zero (see Table 3), with an improved precision with respect to the BELLE measurement [23].
- We have performed the first three-dimensional analysis of the decays to  $\psi(2S)$  and  $\chi_{c1}$ . The longitudinal polarization of the decay to  $\psi(2S)$  is smaller than that of the  $J/\psi$ , while the  $CP$ -odd intensity fraction of the two decays are similar. This is compatible with the prediction of models of meson decays in the framework of factorization.

The longitudinal polarization of the decay to  $\chi_{c1}$  is found to be larger than that to  $J/\psi$ , in contrast with the predictions of Ref. [11] which include non-factorizable contributions. The  $CP$ -odd intensity fraction of this decay is compatible with zero. The phases of the parallel and of the longitudinal amplitudes are observed to be compatible with each other, in contrast with decays to  $\Psi$ .

We are grateful for the extraordinary contributions of our PEP-II colleagues in achieving the excellent luminosity and machine conditions that have made this work possible. The success of this project also relies critically on the expertise and dedication of the computing organizations that support *BABAR*. The collaborating institutions wish to thank SLAC for its support and the kind hospitality extended to them. This work is supported by the US Department of Energy and National Science Foundation, the Natural Sciences and Engineering Research Council (Canada), Institute of High Energy Physics (China), the Commissariat à l’Energie Atomique and Institut National de Physique Nucléaire et de Physique des Particules (France), the Bundesministerium für Bildung und Forschung and Deutsche Forschungsgemeinschaft (Germany), the Istituto Nazionale di Fisica Nucleare (Italy), the Foundation for Fundamental Research on Matter (The Netherlands), the Research Council of Norway, the Ministry of Science and Technology of the Russian Federation, Ministerio de Educación y Ciencia (Spain), and the Particle Physics and Astronomy Research Council (United Kingdom). Individuals have received support from the Marie-Curie IEF program (European Union) and the A. P. Sloan Foundation.

## References

- [1] C. P. Jessop *et al.* [CLEO Collaboration], “Measurement of the decay amplitudes and branching fractions of  $B \rightarrow J/\psi K^*$  and  $B \rightarrow J/\psi K$  decays,” *Phys. Rev. Lett.* **79**, 4533 (1997).
- [2] T. Affolder *et al.* [CDF Collaboration], “Measurement of the decay amplitudes of  $B^0 \rightarrow J/\psi K^{*0}$  and  $B/s^0 \rightarrow J/\psi \Phi$  decays,” *Phys. Rev. Lett.* **85**, 4668 (2000).
- [3] B. Aubert *et al.* [BABAR Collaboration], “Ambiguity-free measurement of  $\cos(2\beta)$ : Time-integrated and time-dependent angular analyses of  $B \rightarrow J/\psi K \pi$ ,” *Phys. Rev. D* **71**, 032005 (2005).
- [4] R. Itoh *et al.* [Belle Collaboration], “Studies of CP violation in  $B \rightarrow J/\psi K^*$  decays,” *Phys. Rev. Lett.* **95**, 091601 (2005).
- [5] B. Aubert *et al.* [BABAR Collaboration], “Measurement of the  $B \rightarrow J/\psi K^*(892)$  decay amplitudes,” *Phys. Rev. Lett.* **87**, 241801 (2001).
- [6] B. Aubert *et al.* [BABAR Collaboration], “Measurement of the branching fraction for  $B^{+-} \rightarrow \chi/c^0 K^{+-}$ ,” *Phys. Rev. D* **69**, 071103 (2004).
- [7] A. Garmash *et al.* [BELLE Collaboration], “Dalitz analysis of the three-body charmless decays  $B^+ \rightarrow K^+ \pi^+ \pi^-$  and  $B^+ \rightarrow K^+ K^+ K^-$ ,” *Phys. Rev. D* **71**, 092003 (2005).
- [8] P. Colangelo, F. De Fazio and T. N. Pham, “ $B^- \rightarrow K^- \chi/c^0$  decay from charmed meson rescattering,” *Phys. Lett. B* **542**, 71 (2002).
- [9] B. Aubert *et al.* [BABAR Collaboration], “Search for factorization-suppressed  $B \rightarrow \chi/c K^{(*)}$  decays,” *Phys. Rev. Lett.* **94**, 171801 (2005).
- [10] B. Aubert *et al.* [BABAR Collaboration], “Measurement of branching fractions and charge asymmetries for exclusive B decays to charmonium,” *Phys. Rev. Lett.* **94**, 141801 (2005).
- [11] C. H. Chen and H. N. Li, “Nonfactorizable contributions to B meson decays into charmonia,” *Phys. Rev. D* **71**, 114008 (2005).
- [12] S. J. Richichi *et al.* [CLEO Collaboration], “Study of  $B \rightarrow \psi(2S) K$  and  $B \rightarrow \psi(2S) K^*(892)$  decays,” *Phys. Rev. D* **63**, 031103 (2001).
- [13] N. Soni *et al.* [Belle Collaboration], “Measurement of branching fractions for  $B \rightarrow \chi/c1(2) K (K^*)$  at Belle,” *Phys. Lett. B* **634**, 155 (2006).
- [14] D. London, N. Sinha and R. Sinha, “Extracting weak phase information from  $B \rightarrow V(1) V(2)$  decays,” *Phys. Rev. Lett.* **85**, 1807 (2000).
- [15] M. Suzuki, “Large violation of s-quark helicity conservation in  $B \rightarrow J/\psi K^*$ ,” *Phys. Rev. D* **64**, 117503 (2001).
- [16] B. Aubert *et al.* [BABAR Collaboration], “The BaBar detector,” *Nucl. Instrum. Meth. A* **479**, 1 (2002).
- [17] S. Agostinelli *et al.* [GEANT4 Collaboration], “GEANT4: A simulation toolkit,” *Nucl. Instrum. Meth. A* **506**, 250 (2003).

- [18] R. Sinkus and T. Voss, Nucl. Instrum. Methods **A391**, 360 (1997).
- [19] Ph D Thesis, S. T’Jampens, BaBar THESIS-03/016, Paris XI Univ., 18 Dec 2002.
- [20] “ $B \rightarrow J/\psi K^*$  Angular Distributions and Time Dependences.”, Stéphane T’Jampens, BaBar note #515.
- [21] D. J. Lange, “The Evtgen Particle Decay Simulation Package,” Nucl. Instrum. Meth. A **462** 152 (2001).
- [22] F. James and M. Roos, “Minuit’ A System For Function Minimization And Analysis Of The Parameter Errors And Correlations,” Comput. Phys. Commun. **10** 343 (1975).
- [23] R. Itoh *et al.* [BELLE Collaboration], “Studies of CP Violation in  $B \rightarrow J/\psi K^*$  decays,” Phys. Rev. Lett. **95**, 091601 (2005).