

# A Search for the $B^0 \rightarrow e^+e^-\gamma$ and $B^0 \rightarrow \mu^+\mu^-\gamma$ Decays

The BABAR Collaboration

May 1, 2018

## Abstract

With the BABAR detector at the PEP-II asymmetric  $B$  Factory at SLAC, we present the first search for the decays  $B^0 \rightarrow \ell^+\ell^-\gamma$  ( $\ell = e, \mu$ ). Using a data set of  $292 \text{ fb}^{-1}$  collected at the  $\Upsilon(4S)$  resonance, we find no significant signal and set the following branching fraction upper limits at 90% confidence level:  $\mathcal{B}(B^0 \rightarrow e^+e^-\gamma) < 0.7 \times 10^{-7}$  and  $\mathcal{B}(B^0 \rightarrow \mu^+\mu^-\gamma) < 3.4 \times 10^{-7}$ .

Submitted to the 33<sup>rd</sup> International Conference on High-Energy Physics, ICHEP 06,  
26 July—2 August 2006, Moscow, Russia.

---

*Stanford Linear Accelerator Center, Stanford University, Stanford, CA 94309*

Work supported in part by Department of Energy contract DE-AC03-76SF00515.

The BABAR Collaboration,

B. Aubert, R. Barate, M. Bona, D. Boutigny, F. Couderc, Y. Karyotakis, J. P. Lees, V. Poireau,  
V. Tisserand, A. Zghiche

*Laboratoire de Physique des Particules, IN2P3/CNRS et Université de Savoie, F-74941 Annecy-Le-Vieux,  
France*

E. Grauges

*Universitat de Barcelona, Facultat de Física, Departament ECM, E-08028 Barcelona, Spain*

A. Palano

*Università di Bari, Dipartimento di Fisica and INFN, I-70126 Bari, Italy*

J. C. Chen, N. D. Qi, G. Rong, P. Wang, Y. S. Zhu

*Institute of High Energy Physics, Beijing 100039, China*

G. Eigen, I. Ofte, B. Stugu

*University of Bergen, Institute of Physics, N-5007 Bergen, Norway*

G. S. Abrams, M. Battaglia, D. N. Brown, J. Button-Shafer, R. N. Cahn, E. Charles, M. S. Gill,  
Y. Groysman, R. G. Jacobsen, J. A. Kadyk, L. T. Kerth, Yu. G. Kolomensky, G. Kukartsev, G. Lynch,  
L. M. Mir, T. J. Orimoto, M. Pripstein, N. A. Roe, M. T. Ronan, W. A. Wenzel

*Lawrence Berkeley National Laboratory and University of California, Berkeley, California 94720, USA*

P. del Amo Sanchez, M. Barrett, K. E. Ford, A. J. Hart, T. J. Harrison, C. M. Hawkes, S. E. Morgan,  
A. T. Watson

*University of Birmingham, Birmingham, B15 2TT, United Kingdom*

T. Held, H. Koch, B. Lewandowski, M. Pelizaeus, K. Peters, T. Schroeder, M. Steinke  
*Ruhr Universität Bochum, Institut für Experimentalphysik 1, D-44780 Bochum, Germany*

J. T. Boyd, J. P. Burke, W. N. Cottingham, D. Walker

*University of Bristol, Bristol BS8 1TL, United Kingdom*

D. J. Asgeirsson, T. Cuhadar-Donszelmann, B. G. Fulsom, C. Hearty, N. S. Knecht, T. S. Mattison,  
J. A. McKenna

*University of British Columbia, Vancouver, British Columbia, Canada V6T 1Z1*

A. Khan, P. Kyberd, M. Saleem, D. J. Sherwood, L. Teodorescu

*Brunel University, Uxbridge, Middlesex UB8 3PH, United Kingdom*

V. E. Blinov, A. D. Bukin, V. P. Druzhinin, V. B. Golubev, A. P. Onuchin, S. I. Serednyakov,  
Yu. I. Skovpen, E. P. Solodov, K. Yu Todyshev

*Budker Institute of Nuclear Physics, Novosibirsk 630090, Russia*

D. S. Best, M. Bondioli, M. Bruinsma, M. Chao, S. Curry, I. Eschrich, D. Kirkby, A. J. Lankford, P. Lund,  
M. Mandelkern, R. K. Mommsen, W. Roethel, D. P. Stoker

*University of California at Irvine, Irvine, California 92697, USA*

S. Abachi, C. Buchanan

*University of California at Los Angeles, Los Angeles, California 90024, USA*

S. D. Foulkes, J. W. Gary, O. Long, B. C. Shen, K. Wang, L. Zhang  
*University of California at Riverside, Riverside, California 92521, USA*

H. K. Hadavand, E. J. Hill, H. P. Paar, S. Rahatlou, V. Sharma  
*University of California at San Diego, La Jolla, California 92093, USA*

J. W. Berryhill, C. Campagnari, A. Cunha, B. Dahmes, T. M. Hong, D. Kovalskyi, J. D. Richman  
*University of California at Santa Barbara, Santa Barbara, California 93106, USA*

T. W. Beck, A. M. Eisner, C. J. Flacco, C. A. Heusch, J. Kroseberg, W. S. Lockman, G. Nesom, T. Schalk,  
B. A. Schumm, A. Seiden, P. Spradlin, D. C. Williams, M. G. Wilson  
*University of California at Santa Cruz, Institute for Particle Physics, Santa Cruz, California 95064, USA*

J. Albert, E. Chen, A. Dvoretzkii, F. Fang, D. G. Hitlin, I. Narsky, T. Piatenko, F. C. Porter, A. Ryd,  
A. Samuel  
*California Institute of Technology, Pasadena, California 91125, USA*

G. Mancinelli, B. T. Meadows, K. Mishra, M. D. Sokoloff  
*University of Cincinnati, Cincinnati, Ohio 45221, USA*

F. Blanc, P. C. Bloom, S. Chen, W. T. Ford, J. F. Hirschauer, A. Kreisel, M. Nagel, U. Nauenberg,  
A. Olivas, W. O. Ruddick, J. G. Smith, K. A. Ulmer, S. R. Wagner, J. Zhang  
*University of Colorado, Boulder, Colorado 80309, USA*

A. Chen, E. A. Eckhart, A. Soffer, W. H. Toki, R. J. Wilson, F. Winklmeier, Q. Zeng  
*Colorado State University, Fort Collins, Colorado 80523, USA*

D. D. Altenburg, E. Feltresi, A. Hauke, H. Jasper, J. Merkel, A. Petzold, B. Spaan  
*Universität Dortmund, Institut für Physik, D-44221 Dortmund, Germany*

T. Brandt, V. Klose, H. M. Lacker, W. F. Mader, R. Nogowski, J. Schubert, K. R. Schubert, R. Schwierz,  
J. E. Sundermann, A. Volk  
*Technische Universität Dresden, Institut für Kern- und Teilchenphysik, D-01062 Dresden, Germany*

D. Bernard, G. R. Bonneaud, E. Latour, Ch. Thiebaux, M. Verderi  
*Laboratoire Leprince-Ringuet, CNRS/IN2P3, Ecole Polytechnique, F-91128 Palaiseau, France*

P. J. Clark, W. Gradl, F. Muheim, S. Playfer, A. I. Robertson, Y. Xie  
*University of Edinburgh, Edinburgh EH9 3JZ, United Kingdom*

M. Andreotti, D. Bettoni, C. Bozzi, R. Calabrese, G. Cibinetto, E. Luppi, M. Negrini, A. Petrella,  
L. Piemontese, E. Prencipe  
*Università di Ferrara, Dipartimento di Fisica and INFN, I-44100 Ferrara, Italy*

F. Anulli, R. Baldini-Ferroli, A. Calcaterra, R. de Sangro, G. Finocchiaro, S. Pacetti, P. Patteri,  
I. M. Peruzzi,<sup>1</sup> M. Piccolo, M. Rama, A. Zallo  
*Laboratori Nazionali di Frascati dell'INFN, I-00044 Frascati, Italy*

---

<sup>1</sup>Also with Università di Perugia, Dipartimento di Fisica, Perugia, Italy

A. Buzzo, R. Capra, R. Contri, M. Lo Vetere, M. M. Macri, M. R. Monge, S. Passaggio, C. Patrignani,  
E. Robutti, A. Santroni, S. Tosi

*Università di Genova, Dipartimento di Fisica and INFN, I-16146 Genova, Italy*

G. Brandenburg, K. S. Chaisanguanthum, M. Morii, J. Wu

*Harvard University, Cambridge, Massachusetts 02138, USA*

R. S. Dubitzky, J. Marks, S. Schenk, U. Uwer

*Universität Heidelberg, Physikalisches Institut, Philosophenweg 12, D-69120 Heidelberg, Germany*

D. J. Bard, W. Bhimji, D. A. Bowerman, P. D. Dauncey, U. Egede, R. L. Flack, J. A. Nash,  
M. B. Nikolich, W. Panduro Vazquez

*Imperial College London, London, SW7 2AZ, United Kingdom*

P. K. Behera, X. Chai, M. J. Charles, U. Mallik, N. T. Meyer, V. Ziegler

*University of Iowa, Iowa City, Iowa 52242, USA*

J. Cochran, H. B. Crawley, L. Dong, V. Eyges, W. T. Meyer, S. Prell, E. I. Rosenberg, A. E. Rubin

*Iowa State University, Ames, Iowa 50011-3160, USA*

A. V. Gritsan

*Johns Hopkins University, Baltimore, Maryland 21218, USA*

A. G. Denig, M. Fritsch, G. Schott

*Universität Karlsruhe, Institut für Experimentelle Kernphysik, D-76021 Karlsruhe, Germany*

N. Arnaud, M. Davier, G. Grosdidier, A. Höcker, F. Le Diberder, V. Lepeltier, A. M. Lutz, A. Oyanguren,  
S. Pruvot, S. Rodier, P. Roudeau, M. H. Schune, A. Stocchi, W. F. Wang, G. Wormser

*Laboratoire de l'Accélérateur Linéaire, IN2P3/CNRS et Université Paris-Sud 11, Centre Scientifique  
d'Orsay, B.P. 34, F-91898 ORSAY Cedex, France*

C. H. Cheng, D. J. Lange, D. M. Wright

*Lawrence Livermore National Laboratory, Livermore, California 94550, USA*

C. A. Chavez, I. J. Forster, J. R. Fry, E. Gabathuler, R. Gamet, K. A. George, D. E. Hutchcroft,  
D. J. Payne, K. C. Schofield, C. Touramanis

*University of Liverpool, Liverpool L69 7ZE, United Kingdom*

A. J. Bevan, F. Di Lodovico, W. Menges, R. Sacco

*Queen Mary, University of London, E1 4NS, United Kingdom*

G. Cowan, H. U. Flaecher, D. A. Hopkins, P. S. Jackson, T. R. McMahon, S. Ricciardi, F. Salvatore,  
A. C. Wren

*University of London, Royal Holloway and Bedford New College, Egham, Surrey TW20 0EX, United  
Kingdom*

D. N. Brown, C. L. Davis

*University of Louisville, Louisville, Kentucky 40292, USA*

J. Allison, N. R. Barlow, R. J. Barlow, Y. M. Chia, C. L. Edgar, G. D. Lafferty, M. T. Naisbit,  
J. C. Williams, J. I. Yi

*University of Manchester, Manchester M13 9PL, United Kingdom*

C. Chen, W. D. Hulsbergen, A. Jawahery, C. K. Lae, D. A. Roberts, G. Simi

*University of Maryland, College Park, Maryland 20742, USA*

G. Blaylock, C. Dallapiccola, S. S. Hertzbach, X. Li, T. B. Moore, S. Saremi, H. Staengle

*University of Massachusetts, Amherst, Massachusetts 01003, USA*

R. Cowan, G. Sciolla, S. J. Sekula, M. Spitznagel, F. Taylor, R. K. Yamamoto

*Massachusetts Institute of Technology, Laboratory for Nuclear Science, Cambridge, Massachusetts 02139,  
USA*

H. Kim, S. E. McLachlin, P. M. Patel, S. H. Robertson

*McGill University, Montréal, Québec, Canada H3A 2T8*

A. Lazzaro, V. Lombardo, F. Palombo

*Università di Milano, Dipartimento di Fisica and INFN, I-20133 Milano, Italy*

J. M. Bauer, L. Cremaldi, V. Eschenburg, R. Godang, R. Kroeger, D. A. Sanders, D. J. Summers,  
H. W. Zhao

*University of Mississippi, University, Mississippi 38677, USA*

S. Brunet, D. Côté, M. Simard, P. Taras, F. B. Viaud

*Université de Montréal, Physique des Particules, Montréal, Québec, Canada H3C 3J7*

H. Nicholson

*Mount Holyoke College, South Hadley, Massachusetts 01075, USA*

N. Cavallo,<sup>2</sup> G. De Nardo, F. Fabozzi,<sup>3</sup> C. Gatto, L. Lista, D. Monorchio, P. Paolucci, D. Piccolo,  
C. Sciacca

*Università di Napoli Federico II, Dipartimento di Scienze Fisiche and INFN, I-80126, Napoli, Italy*

M. A. Baak, G. Raven, H. L. Snoek

*NIKHEF, National Institute for Nuclear Physics and High Energy Physics, NL-1009 DB Amsterdam, The  
Netherlands*

C. P. Jessop, J. M. LoSecco

*University of Notre Dame, Notre Dame, Indiana 46556, USA*

T. Allmendinger, G. Benelli, L. A. Corwin, K. K. Gan, K. Honscheid, D. Hufnagel, P. D. Jackson,  
H. Kagan, R. Kass, A. M. Rahimi, J. J. Regensburger, R. Ter-Antonyan, Q. K. Wong

*Ohio State University, Columbus, Ohio 43210, USA*

N. L. Blount, J. Brau, R. Frey, O. Igonkina, J. A. Kolb, M. Lu, R. Rahmat, N. B. Sinev, D. Strom,  
J. Strube, E. Torrence

*University of Oregon, Eugene, Oregon 97403, USA*

---

<sup>2</sup>Also with Università della Basilicata, Potenza, Italy

<sup>3</sup>Also with Università della Basilicata, Potenza, Italy

A. Gaz, M. Margoni, M. Morandin, A. Pompili, M. Posocco, M. Rotondo, F. Simonetto, R. Stroili, C. Voci  
*Università di Padova, Dipartimento di Fisica and INFN, I-35131 Padova, Italy*

M. Benayoun, H. Briand, J. Chauveau, P. David, L. Del Buono, Ch. de la Vaissière, O. Hamon,  
B. L. Hartfiel, M. J. J. John, Ph. Leruste, J. Malcès, J. Ocariz, L. Roos, G. Therin  
*Laboratoire de Physique Nucléaire et de Hautes Energies, IN2P3/CNRS, Université Pierre et Marie  
Curie-Paris6, Université Denis Diderot-Paris7, F-75252 Paris, France*

L. Gladney, J. Panetta  
*University of Pennsylvania, Philadelphia, Pennsylvania 19104, USA*

M. Biasini, R. Covarelli  
*Università di Perugia, Dipartimento di Fisica and INFN, I-06100 Perugia, Italy*

C. Angelini, G. Batignani, S. Bettarini, F. Bucci, G. Calderini, M. Carpinelli, R. Cenci, F. Forti,  
M. A. Giorgi, A. Lusiani, G. Marchiori, M. A. Mazur, M. Morganti, N. Neri, E. Paoloni, G. Rizzo,  
J. J. Walsh  
*Università di Pisa, Dipartimento di Fisica, Scuola Normale Superiore and INFN, I-56127 Pisa, Italy*

M. Haire, D. Judd, D. E. Wagoner  
*Prairie View A&M University, Prairie View, Texas 77446, USA*

J. Biesiada, N. Danielson, P. Elmer, Y. P. Lau, C. Lu, J. Olsen, A. J. S. Smith, A. V. Telnov  
*Princeton University, Princeton, New Jersey 08544, USA*

F. Bellini, G. Cavoto, A. D'Orazio, D. del Re, E. Di Marco, R. Faccini, F. Ferrarotto, F. Ferroni,  
M. Gaspero, L. Li Gioi, M. A. Mazzoni, S. Morganti, G. Piredda, F. Polci, F. Safai Tehrani, C. Voena  
*Università di Roma La Sapienza, Dipartimento di Fisica and INFN, I-00185 Roma, Italy*

M. Ebert, H. Schröder, R. Waldi  
*Universität Rostock, D-18051 Rostock, Germany*

T. Adye, N. De Groot, B. Franek, E. O. Olaiya, F. F. Wilson  
*Rutherford Appleton Laboratory, Chilton, Didcot, Oxon, OX11 0QX, United Kingdom*

R. Aleksan, S. Emery, A. Gaidot, S. F. Ganzhur, G. Hamel de Monchenault, W. Kozanecki, M. Legendre,  
G. Vasseur, Ch. Yèche, M. Zito  
*DSM/Daphnia, CEA/Saclay, F-91191 Gif-sur-Yvette, France*

X. R. Chen, H. Liu, W. Park, M. V. Purohit, J. R. Wilson  
*University of South Carolina, Columbia, South Carolina 29208, USA*

M. T. Allen, D. Aston, R. Bartoldus, P. Bechtle, N. Berger, R. Claus, J. P. Coleman, M. R. Convery,  
M. Cristinziani, J. C. Dingfelder, J. Dorfan, G. P. Dubois-Felsmann, D. Dujmic, W. Dunwoodie,  
R. C. Field, T. Glanzman, S. J. Gowdy, M. T. Graham, P. Grenier,<sup>4</sup> V. Halyo, C. Hast, T. Hryn'ova,  
W. R. Innes, M. H. Kelsey, P. Kim, D. W. G. S. Leith, S. Li, S. Luitz, V. Luth, H. L. Lynch,  
D. B. MacFarlane, H. Marsiske, R. Messner, D. R. Muller, C. P. O'Grady, V. E. Ozcan, A. Perazzo,  
M. Perl, T. Pulliam, B. N. Ratcliff, A. Roodman, A. A. Salnikov, R. H. Schindler, J. Schwiening,  
A. Snyder, J. Stelzer, D. Su, M. K. Sullivan, K. Suzuki, S. K. Swain, J. M. Thompson, J. Va'vra, N. van

---

<sup>4</sup>Also at Laboratoire de Physique Corpusculaire, Clermont-Ferrand, France

Bakel, M. Weaver, A. J. R. Weinstein, W. J. Wisniewski, M. Wittgen, D. H. Wright, A. K. Yarritu, K. Yi,  
C. C. Young

*Stanford Linear Accelerator Center, Stanford, California 94309, USA*

P. R. Burchat, A. J. Edwards, S. A. Majewski, B. A. Petersen, C. Roat, L. Wilden

*Stanford University, Stanford, California 94305-4060, USA*

S. Ahmed, M. S. Alam, R. Bula, J. A. Ernst, V. Jain, B. Pan, M. A. Saeed, F. R. Wappler, S. B. Zain

*State University of New York, Albany, New York 12222, USA*

W. Bugg, M. Krishnamurthy, S. M. Spanier

*University of Tennessee, Knoxville, Tennessee 37996, USA*

R. Eckmann, J. L. Ritchie, A. Satpathy, C. J. Schilling, R. F. Schwitters

*University of Texas at Austin, Austin, Texas 78712, USA*

J. M. Izen, X. C. Lou, S. Ye

*University of Texas at Dallas, Richardson, Texas 75083, USA*

F. Bianchi, F. Gallo, D. Gamba

*Università di Torino, Dipartimento di Fisica Sperimentale and INFN, I-10125 Torino, Italy*

M. Bomben, L. Bosisio, C. Cartaro, F. Cossutti, G. Della Ricca, S. Dittongo, L. Lanceri, L. Vitale

*Università di Trieste, Dipartimento di Fisica and INFN, I-34127 Trieste, Italy*

V. Azzolini, N. Lopez-March, F. Martinez-Vidal

*IFIC, Universitat de Valencia-CSIC, E-46071 Valencia, Spain*

Sw. Banerjee, B. Bhuyan, C. M. Brown, D. Fortin, K. Hamano, R. Kowalewski, I. M. Nugent, J. M. Roney,  
R. J. Sobie

*University of Victoria, Victoria, British Columbia, Canada V8W 3P6*

J. J. Back, P. F. Harrison, T. E. Latham, G. B. Mohanty, M. Pappagallo

*Department of Physics, University of Warwick, Coventry CV4 7AL, United Kingdom*

H. R. Band, X. Chen, B. Cheng, S. Dasu, M. Datta, K. T. Flood, J. J. Hollar, P. E. Kutter, B. Mellado,  
A. Mihalyi, Y. Pan, M. Pierini, R. Prepost, S. L. Wu, Z. Yu

*University of Wisconsin, Madison, Wisconsin 53706, USA*

H. Neal

*Yale University, New Haven, Connecticut 06511, USA*

# 1 INTRODUCTION

Rare decays induced by flavor changing neutral currents occur at loop level in the Standard Model (SM) and they are sensitive to the flavor structure of the SM as well as to the new physics beyond the SM. Studying radiative  $B$  meson decays such as  $B^0 \rightarrow \ell^+\ell^-\gamma$ <sup>5</sup> can provide us essential information on the parameters of the SM, such as the elements of the Cabibbo-Kobayashi-Maskawa matrix and the leptonic decay constants. As explained below, the branching ratios that the SM predicts are much below the experimental sensitivity. Hence this paper presents a search for new physics.

The most important contribution to  $B^0 \rightarrow \ell^+\ell^-\gamma$  arises from radiative corrections to the pure leptonic processes  $B^0 \rightarrow \ell^+\ell^-$  which suffers from the helicity suppression. The short distance contributions to  $B^0 \rightarrow \ell^+\ell^-$  come from the box, Z-boson and photon-mediated diagrams. If a photon is emitted from the final charged lepton lines, the amplitude is proportional to the lepton mass  $m_\ell$  and is helicity suppressed. When a photon is attached to any charged internal line, the contributions are also significantly suppressed by a factor of  $m_b^2/m_W^2$ . Therefore, the main contribution is when a photon is radiated from the initial quark lines as shown in Fig. 1.

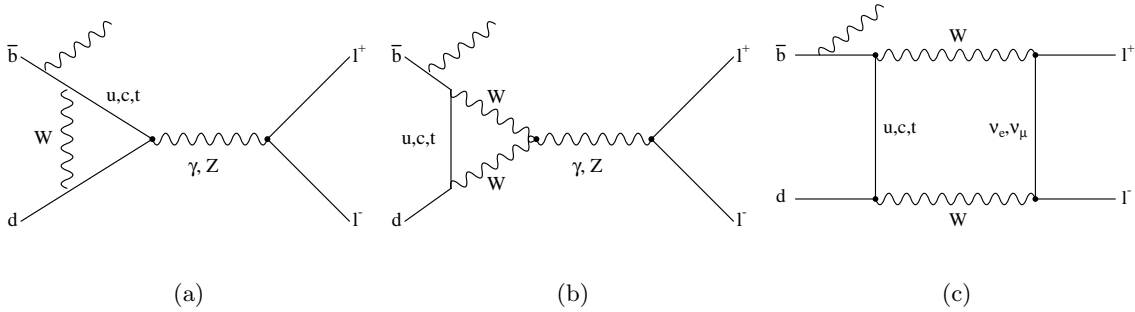


Figure 1: Feynman diagrams for the main contributions to  $B^0 \rightarrow \ell^+\ell^-\gamma$  decay. The signal photon can also be radiated from the initial  $d$  quark line.

The expected branching fractions are summarized in Table 1 for both radiative and non-radiative dilepton  $B$  decays[1]. This note presents the first search for  $B^0 \rightarrow \ell^+\ell^-\gamma$ .

Table 1: The predicted Standard Model branching fractions.

Channel	Branching Fraction
$B^0 \rightarrow e^+e^-\gamma$	$1.5 - 4 \times 10^{-10}$
$B^0 \rightarrow \mu^+\mu^-\gamma$	$1.2 - 3 \times 10^{-10}$
$B^0 \rightarrow e^+e^-$	$2.1 \times 10^{-15}$
$B^0 \rightarrow \mu^+\mu^-$	$9 \times 10^{-11}$

<sup>5</sup>Throughout the document,  $\ell$  denotes either  $e$  or  $\mu$ , and the charge conjugated states are implicitly included.



## 2 THE BABAR DETECTOR AND DATASET

The data used in this analysis were collected with the *BABAR* detector at the PEP-II storage ring at the Stanford Linear Accelerator Center and correspond to an integrated luminosity of  $292 \text{ fb}^{-1}$  accumulated at the  $\Upsilon(4S)$  resonance, which is equivalent to 320 million  $B\bar{B}$  events, and  $27 \text{ fb}^{-1}$  accumulated at a center-of-mass (CM) energy about 40 MeV below the  $\Upsilon(4S)$  resonance.

The *BABAR* detector is described elsewhere [2]. The 1.5 T superconducting solenoidal magnet contains a charged particle tracking system with a silicon vertex tracker (SVT) followed by a drift chamber (DCH), a ring imaging Cherenkov detector (DIRC) dedicated to charged-particle identification, and an electromagnetic CsI(Tl) calorimeter (EMC). The segmented flux return (IFR) is instrumented with resistive plate chambers. About 1/3 of these chambers have been replaced with limited streamer tubes which provide higher muon identification efficiency. This change affects the most recent  $77 \text{ fb}^{-1}$  of data.

A full *BABAR* detector Monte Carlo (MC) simulation based on GEANT4[3] is used to evaluate signal efficiencies and to identify and study background sources.

## 3 ANALYSIS METHOD

We reconstruct  $B^0$  candidates with two oppositely-charged leptons and a photon. The leptons are required to originate from a common vertex, and the  $B^0$  candidate is required to be consistent with coming from the beam interaction point. Since the signal events contain two neutral  $B$  mesons and no additional particles, the total energy of each  $B$  meson in the CM frame must be equal to half of the total beam energy in the CM frame. We define

$$m_{ES} = \sqrt{(E_{\text{beam}}^*)^2 - \left(\sum_i \mathbf{p}_i^*\right)^2} \quad (1)$$

$$\Delta E = \sum_i \sqrt{m_i^2 + (\mathbf{p}_i^*)^2} - E_{\text{beam}}^*, \quad (2)$$

where  $E_{\text{beam}}^*$  is the ( $e^+$  or  $e^-$ ) beam energy in the CM frame,  $\mathbf{p}_i^*$  and  $m_i$  are the momentum in the CM frame and the mass of the daughter particle  $i$  ( $i = \ell^+, \ell^-, \gamma$ ), respectively. In Eq. 1,  $E_{\text{beam}}^*$  is used instead of the  $B$  meson energy in the CM frame because  $E_{\text{beam}}^*$  is more precisely known. For correctly reconstructed  $B^0$  mesons,  $m_{ES}$  has a maximum at the nominal  $B^0$  mass with a resolution of about  $3 \text{ MeV}/c^2$  and  $\Delta E$  is near zero with a resolution of about 30 MeV.

The  $B^0 \rightarrow \ell^+ \ell^- \gamma$  candidates are selected in the  $-0.5 \leq \Delta E \leq 0.5 \text{ GeV}$  and  $5.2 \leq m_{ES} \leq 5.3 \text{ GeV}/c^2$  range. The size of the signal box is chosen to be approximately  $\pm 3\sigma$  of the  $\Delta E$  and  $m_{ES}$  distributions:  $|\Delta E| \leq 0.123 \text{ GeV}$  and  $5.27 \leq m_{ES} \leq 5.288 \text{ GeV}/c^2$ . The resolutions in  $\Delta E$  and  $m_{ES}$  are obtained from fits to the signal MC distributions assuming Crystal Ball function[4] shapes. A larger region which contains the signal box was blinded during the development of this analysis:  $|\Delta E| \leq 0.164 \text{ GeV}$  and  $5.267 \leq m_{ES} \leq 5.29 \text{ GeV}/c^2$ . The remaining region, the sideband area, is retained for background studies and data/MC comparison.

To minimize the number of mis-identified particles, the leptons are required to satisfy stringent electron and muon identification criteria. Electrons are identified using a likelihood method with EMC and DIRC information. The electron identification efficiency is about 93% and a pion fake rate is less than 0.1%. Muons are identified using a neural network method with IFR information.

The muon identification efficiency is about 70% and a pion fake rate is less than 3%. For photons, we require the shower lateral moment[5] to be less than 0.53(0.51) for the electron(muon) mode.

Leptons and photons are required to respect strict acceptance criteria. We have photon quality requirements on the number of crystals( $\geq 10$ ) and photon energy( $\geq 0.3$  GeV) for the electron mode only. These requirements help reject beam background, the initial state radiations, and higher order QED backgrounds which are not modeled in MC for the electron mode.

We apply vetoes on any leptons which may come from  $J/\psi$  or  $\psi(2S)$  decays. These vetoes are chosen in the 2-dimensional plane of  $\Delta E$  and the invariant mass of the two leptons,  $m_{DL}$ . The  $J/\psi$  veto region is the union of the following three regions in the  $\Delta E$ - $m_{DL}$  plane for electron(muon) mode:

- $2.90(3.00) < m_{DL} < 3.20$  GeV/ $c^2$ ,
- for  $m_{DL} > 3.20$  GeV/ $c^2$  region, a band in the  $\Delta E - m_{DL}$  plane defined by  $1.11c^2 \times m_{DL} - 3.58(3.53)$  GeV  $< \Delta E < 1.11c^2 \times m_{DL} - 3.25(3.31)$  GeV,
- for  $m_{DL} < 2.90(3.00)$  GeV/ $c^2$  region, a triangle in the  $\Delta E - m_{DL}$  plane defined by  $\Delta E < 1.11c^2 \times m_{DL} - 3.25(3.31)$  GeV.

Photon candidates whose invariant mass with other photons in the event are in the range of  $0.115 < m_{\gamma\gamma} < 0.155$  GeV/ $c^2$  are vetoed to remove photons from  $\pi^0$  decays. We studied the effect of an  $\eta$  veto and found it to be negligible.

We require that the invariant mass of dilepton system is between 0.3 and 4.9(4.7) GeV/ $c^2$  for the electron(muon) mode to reject non- $B\bar{B}$  background. Further suppression of background from non- $B\bar{B}$  background is provided by a series of topological requirements. We require  $|\cos\theta_T| \leq 0.8$ , where  $\theta_T$  is the angle in the CM frame between the thrust axis of the particles that form the reconstructed  $B^0$  candidate and the thrust axis of the remaining tracks and neutral clusters in the event. We have a requirement on the ratio of the second to zeroth Fox-Wolfram moment[6] of  $R_2 \leq 0.31$ . We define a Fisher discriminant based on the following variables: the angle between the  $B^0$  direction and the beam axis, the angle between the thrust axis of the  $B^0$  candidate and the beam axis, and the summed momentum of the rest of the event tracks and neutrals in nine non overlapping volumes delimited by cones centered around the thrust axis of the  $B^0$  candidate with half-angles in  $10^\circ$  steps. The distributions of the Fisher discriminants are shown in Fig. 2. The arrows show the allowed regions. If multiple  $B^0$  candidates pass all the selection requirements in an event, only the one with  $\Delta E$  closest to zero is retained. The average number of  $B^0$  candidates per event is 1 (1.05) for the electron(muon) mode.

To assess potential background contributions peaking like the signal in  $\Delta E$  and  $m_{ES}$ , we examined 32 exclusive hadronic and semileptonic decay modes, and found no significant contribution.

The requirement levels are optimized by minimizing the expected upper limit branching fraction at 90% confidence level (C.L.). The upper limit is calculated using the Feldman-Cousins method[7]. The normalizations and shapes of the data and MC distributions are compared at various requirement levels in the sideband area. They show reasonable agreement at all levels.

To estimate the background level in the signal box, three different sideband boxes are used, as indicated in Table 2. We perform an unbinned maximum likelihood fit on the  $m_{ES}$  distribution in the combined upper and lower sideband boxes with an Argus function[8], as shown in Fig. 3. The end-point of the Argus function is fixed at 5.29 GeV/ $c^2$ . We use this parameterization to extrapolate the background level found in the middle sideband (12 events for  $B^0 \rightarrow e^+e^-\gamma$  sample and 13 events for  $B^0 \rightarrow \mu^+\mu^-\gamma$  sample) into the signal box. The error on the expected number of background in

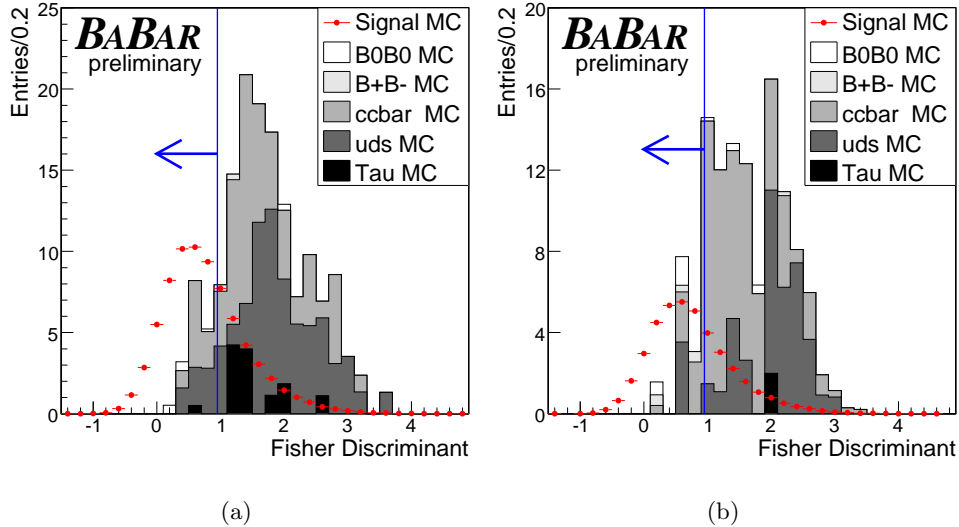


Figure 2: The distribution of the Fisher discriminant for selected events in the signal box for (a)  $B^0 \rightarrow e^+e^-\gamma$  and (b)  $B^0 \rightarrow \mu^+\mu^-\gamma$  sample. The points show the predicted distributions for signal events, the histograms show the various background contributions. The  $J/\psi$ ,  $\psi(2S)$  and  $\pi^0$  vetoes are applied. The signal distribution is normalized to the branching fraction of  $1 \times 10^{-6}$ .

the signal box from the fit is estimated by varying the Argus parameters by  $\pm 1\sigma$ . The background has been estimated with alternative methods, using sidebands in  $\Delta E$ , and repeating the fit after relaxing the selection requirements. The estimates obtained are in general compatible within errors. The fit to the  $m_{ES}$  sidebands was chosen as the preferred method because it yields the smallest statistical uncertainties.

Table 2: Definitions of the different sideband boxes used.

Sideband Box	span in $\Delta E$ (GeV)	span in $m_{ES}$ ( $\text{GeV}/c^2$ )
Upper Sideband	(0.164, 0.5)	(5.2, 5.3)
Lower Sideband	(-0.5, -0.164)	(5.2, 5.3)
Middle Sideband	(-0.123, 0.123)	(5.2, 5.26)

## 4 SYSTEMATIC STUDIES

Systematic uncertainties are evaluated using independent data control samples. The dominant systematic uncertainty is related to the reconstruction of the signal photon energy which is determined using  $e^+e^- \rightarrow \mu^+\mu^-\gamma$  decays. The uncertainty is 1.6% for both modes. The systematic uncertainty from the particle identification has been determined using an independent control sample of  $J/\psi$  decays. It is 0.7% and 1.3% for the electron and muon mode respectively. The uncertainty on the number of  $B\bar{B}$  events is 1.1%[9]. The tracking efficiency is determined from  $e^+e^- \rightarrow \tau^+\tau^-$  interac-

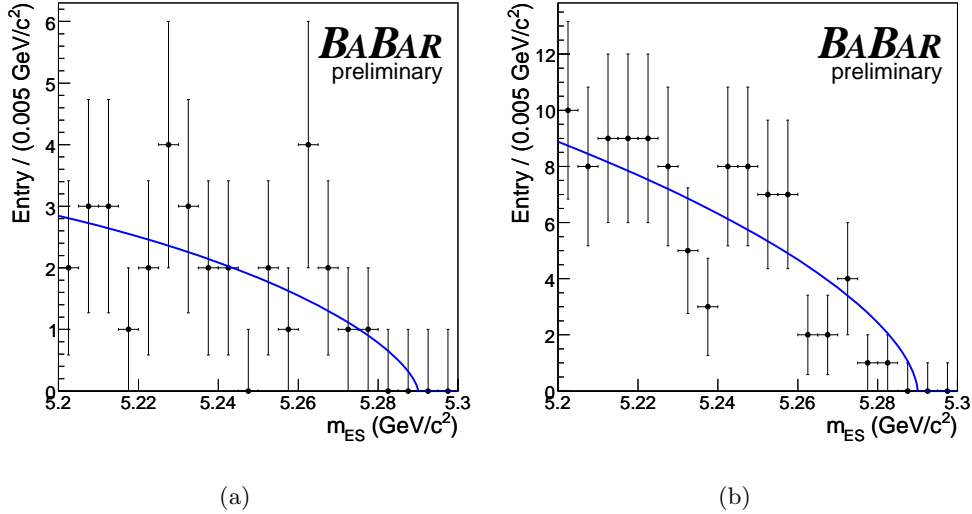


Figure 3: An unbinned maximum likelihood fit on  $m_{ES}$  distribution in the combined upper and lower sideband boxes, using an Argus function for (a)  $B^0 \rightarrow e^+e^-\gamma$  and (b)  $B^0 \rightarrow \mu^+\mu^-\gamma$  sample. The points represent data and the solid lines show the fit function.

tions, with one tau decaying leptonically and the other to three charged hadrons. The uncertainty is 0.94% for both electron and muon modes. All contributions to the systematics are added in quadrature to give a total relative systematic uncertainty of 2.3% for the electron mode and 2.5% for the muon mode on the branching fraction.

## 5 RESULTS

As shown in Fig. 4 and Table 3, zero and three events were found in the electron and muon modes, respectively. The number of events found in the signal box is compatible with the expected background for both modes.

An upper limit on the branching fraction is computed using

$$\mathcal{B}_{UL}(B^0 \rightarrow \ell^+\ell^-\gamma) = \frac{N_{UL}}{N_{B^0} \cdot \epsilon_{sig}} \quad (3)$$

where  $N_{UL}$  is the 90% C.L. upper limit for the signal yield as determined by the method described in [10] with both statistical and systematic errors,  $N_{B^0}$  is the number of the neutral  $B$  mesons and  $\epsilon_{sig}$  is the signal reconstruction efficiency from the signal MC sample.  $N_{B^0}$  is equal to the number of  $B\bar{B}$  events, as we are assuming  $\mathcal{B}(\Upsilon(4S) \rightarrow B^0\bar{B}^0) = \mathcal{B}(\Upsilon(4S) \rightarrow B^+B^-)$ . The obtained 90% C.L. branching fraction upper limits are  $\mathcal{B}(B^0 \rightarrow e^+e^-\gamma) < 0.7 \times 10^{-7}$  and  $\mathcal{B}(B^0 \rightarrow \mu^+\mu^-\gamma) < 3.4 \times 10^{-7}$ .

## 6 CONCLUSION

A search for the  $B^0 \rightarrow \ell^+\ell^-\gamma$  ( $\ell = e$  or  $\mu$ ) modes has been performed based on 320 million  $B\bar{B}$  events. We obtain 90% C.L. upper limits for the branching fraction of  $\mathcal{B}(B^0 \rightarrow e^+e^-\gamma) <$

Table 3: Summary of the results where  $n_{obs}$  and  $n_{bg}^{exp}$  are the observed and expected number of background events in the signal box,  $\epsilon_{sig}$  is the efficiency,  $N_{UL}$  is the 90% C.L. upper limit for the signal yield, and  $\mathcal{B}_{UL}(B^0 \rightarrow \ell^+\ell^-\gamma)$  is the upper limit on the branching fraction at the 90% C.L. Systematic uncertainties on  $n_{bg}^{exp}$  and  $\epsilon_{sig}$  are given.

Decay Mode	$n_{obs}$	$n_{bg}^{exp}$	$\epsilon_{sig}$ (%)	$N_{UL}$	$\mathcal{B}_{UL}(B^0 \rightarrow \ell^+\ell^-\gamma)$
$e^+e^-$	0	$1.28 \pm 0.80$	$6.07 \pm 0.14$	1.33	$0.7 \times 10^{-7}$
$\mu^+\mu^-$	3	$1.40 \pm 0.42$	$4.93 \pm 0.12$	5.30	$3.4 \times 10^{-7}$

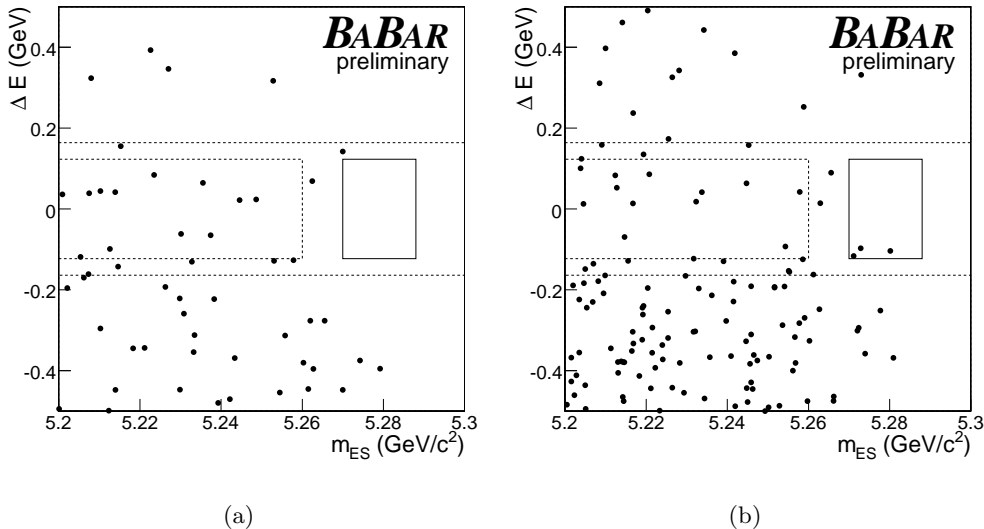


Figure 4: Distribution of events in  $m_{ES}$  and  $\Delta E$  for (a)  $B^0 \rightarrow e^+e^-\gamma$  and (b)  $B^0 \rightarrow \mu^+\mu^-\gamma$  sample. The solid box represents the signal box. The three dashed-lined area show the upper, middle, and lower sideband boxes from top to bottom.

$0.7 \times 10^{-7}$  and  $\mathcal{B}(B^0 \rightarrow \mu^+\mu^-\gamma) < 3.4 \times 10^{-7}$ . These are the only limits currently available for these decay modes.

## 7 ACKNOWLEDGMENTS

We are grateful for the extraordinary contributions of our PEP-II colleagues in achieving the excellent luminosity and machine conditions that have made this work possible. The success of this project also relies critically on the expertise and dedication of the computing organizations that support *BABAR*. The collaborating institutions wish to thank SLAC for its support and the kind hospitality extended to them. This work is supported by the US Department of Energy and National Science Foundation, the Natural Sciences and Engineering Research Council (Canada), Institute of High Energy Physics (China), the Commissariat à l’Energie Atomique and Institut National de Physique Nucléaire et de Physique des Particules (France), the Bundesministerium für

Bildung und Forschung and Deutsche Forschungsgemeinschaft (Germany), the Istituto Nazionale di Fisica Nucleare (Italy), the Foundation for Fundamental Research on Matter (The Netherlands), the Research Council of Norway, the Ministry of Science and Technology of the Russian Federation, and the Particle Physics and Astronomy Research Council (United Kingdom). Individuals have received support from the Marie-Curie IEF program (European Union) and the A. P. Sloan Foundation.

## References

- [1] T. M. Aliev *et al.*, Phys. Rev. D **55**, 7059 (1997).
- [2] The *BABAR* Collaboration, B. Aubert *et al.*, Nucl. Instrum. Methods **A 479**, 1-116 (2002).
- [3] S. Agostinelli *et al.*, Nucl. Instrum. Methods **A 506**, 250-303 (2003).
- [4] D. Antreasyan, Crystal Ball Note 321 (1983).
- [5] A. Drescher *et al.*, Nucl. Instr. Meth. A **237**, 464 (1985).
- [6] G. Fox and S. Wolfram, Phys. Rev. Lett. **41**, 1581 (1978).
- [7] G. Feldman and R. Cousins, Phys. Rev. D **57**, 3873 (1998).
- [8] ARGUS Collaboration, H. Albrecht *et al.*, Phys. Lett. B **241**, 278 (1990).
- [9] The *BABAR* Collaboration, B. Aubert *et al.*, Phys. Rev. D **67**, 032002 (2003).
- [10] Roger Barlow, Comput. Phys. Commun. **149**, 97-102 (2002).