

**Search for a Charged Partner of the $X(3872)$ in
the B Meson Decay $B \rightarrow X^- K$, $X^- \rightarrow J/\psi \pi^- \pi^0$**

B. Aubert,¹ R. Barate,¹ D. Boutigny,¹ F. Couderc,¹ Y. Karyotakis,¹ J. P. Lees,¹ V. Poireau,¹ V. Tisserand,¹
A. Zghiche,¹ E. Grauges-Pous,² A. Palano,³ A. Pompili,³ J. C. Chen,⁴ N. D. Qi,⁴ G. Rong,⁴ P. Wang,⁴ Y. S. Zhu,⁴
G. Eigen,⁵ I. Ofte,⁵ B. Stugu,⁵ G. S. Abrams,⁶ A. W. Borgland,⁶ A. B. Breon,⁶ D. N. Brown,⁶ J. Button-Shafer,⁶
R. N. Cahn,⁶ E. Charles,⁶ C. T. Day,⁶ M. S. Gill,⁶ A. V. Gritsan,⁶ Y. Groysman,⁶ R. G. Jacobsen,⁶ R. W. Kadel,⁶
J. Kadyk,⁶ L. T. Kerth,⁶ Yu. G. Kolomensky,⁶ G. Kukartsev,⁶ G. Lynch,⁶ L. M. Mir,⁶ P. J. Oddone,⁶
T. J. Orimoto,⁶ M. Pripstein,⁶ N. A. Roe,⁶ M. T. Ronan,⁶ W. A. Wenzel,⁶ M. Barrett,⁷ K. E. Ford,⁷
T. J. Harrison,⁷ A. J. Hart,⁷ C. M. Hawkes,⁷ S. E. Morgan,⁷ A. T. Watson,⁷ M. Fritsch,⁸ K. Goetzen,⁸
T. Held,⁸ H. Koch,⁸ B. Lewandowski,⁸ M. Pelizaeus,⁸ T. Schroeder,⁸ M. Steinke,⁸ J. T. Boyd,⁹ N. Chevalier,⁹
W. N. Cottingham,⁹ M. P. Kelly,⁹ T. E. Latham,⁹ F. F. Wilson,⁹ T. Cuhadar-Donszelmann,¹⁰ C. Hearty,¹⁰
N. S. Knecht,¹⁰ T. S. Mattison,¹⁰ J. A. McKenna,¹⁰ D. Thiessen,¹⁰ A. Khan,¹¹ P. Kyberd,¹¹ L. Teodorescu,¹¹
A. E. Blinov,¹² V. E. Blinov,¹² V. P. Druzhinin,¹² V. B. Golubev,¹² V. N. Ivanchenko,¹² E. A. Kravchenko,¹²
A. P. Onuchin,¹² S. I. Serednyakov,¹² Yu. I. Skovpen,¹² E. P. Solodov,¹² A. N. Yushkov,¹² D. Best,¹³ M. Bruinsma,¹³
M. Chao,¹³ I. Eschrich,¹³ D. Kirkby,¹³ A. J. Lankford,¹³ M. Mandelkern,¹³ R. K. Mommsen,¹³ W. Roethel,¹³
D. P. Stoker,¹³ C. Buchanan,¹⁴ B. L. Hartfiel,¹⁴ A. J. R. Weinstein,¹⁴ S. D. Foulkes,¹⁵ J. W. Gary,¹⁵ O. Long,¹⁵
B. C. Shen,¹⁵ K. Wang,¹⁵ D. del Re,¹⁶ H. K. Hadavand,¹⁶ E. J. Hill,¹⁶ D. B. MacFarlane,¹⁶ H. P. Paar,¹⁶
Sh. Rahatlou,¹⁶ V. Sharma,¹⁶ J. Adam Cunha,¹⁷ J. W. Berryhill,¹⁷ C. Campagnari,¹⁷ B. Dahmes,¹⁷ T. M. Hong,¹⁷
A. Lu,¹⁷ M. A. Mazur,¹⁷ J. D. Richman,¹⁷ W. Verkerke,¹⁷ T. W. Beck,¹⁸ A. M. Eisner,¹⁸ C. A. Heusch,¹⁸
J. Kroseberg,¹⁸ W. S. Lockman,¹⁸ G. Nesom,¹⁸ T. Schalk,¹⁸ B. A. Schumm,¹⁸ A. Seiden,¹⁸ P. Spradlin,¹⁸
D. C. Williams,¹⁸ M. G. Wilson,¹⁸ J. Albert,¹⁹ E. Chen,¹⁹ G. P. Dubois-Felsmann,¹⁹ A. Dvoretzskii,¹⁹ D. G. Hitlin,¹⁹
I. Narsky,¹⁹ T. Piatenko,¹⁹ F. C. Porter,¹⁹ A. Ryd,¹⁹ A. Samuel,¹⁹ S. Yang,¹⁹ S. Jayatileke,²⁰ G. Mancinelli,²⁰
B. T. Meadows,²⁰ M. D. Sokoloff,²⁰ F. Blanc,²¹ P. Bloom,²¹ S. Chen,²¹ W. T. Ford,²¹ U. Nauenberg,²¹ A. Olivas,²¹
P. Rankin,²¹ W. O. Ruddick,²¹ J. G. Smith,²¹ K. A. Ulmer,²¹ J. Zhang,²¹ L. Zhang,²¹ A. Chen,²² E. A. Eckhart,²²
J. L. Harton,²² A. Soffer,²² W. H. Toki,²² R. J. Wilson,²² F. Winklmeier,²² Q. Zeng,²² B. Spaan,²³ D. Altenburg,²⁴
T. Brandt,²⁴ J. Brose,²⁴ M. Dickopp,²⁴ E. Feltresi,²⁴ A. Hauke,²⁴ H. M. Lacker,²⁴ R. Nogowski,²⁴
S. Otto,²⁴ A. Petzold,²⁴ J. Schubert,²⁴ K. R. Schubert,²⁴ R. Schwierz,²⁴ J. E. Sundermann,²⁴ D. Bernard,²⁵
G. R. Bonneaud,²⁵ P. Grenier,²⁵ S. Schrenk,²⁵ Ch. Thiebaux,²⁵ G. Vasileiadis,²⁵ M. Verderi,²⁵ D. J. Bard,²⁶
P. J. Clark,²⁶ F. Muheim,²⁶ S. Playfer,²⁶ Y. Xie,²⁶ M. Andreotti,²⁷ V. Azzolini,²⁷ D. Bettoni,²⁷ C. Bozzi,²⁷
R. Calabrese,²⁷ G. Cibinetto,²⁷ E. Luppi,²⁷ M. Negrini,²⁷ L. Piemontese,²⁷ A. Sarti,²⁷ E. Treadwell,²⁸ F. Anulli,²⁹
R. Baldini-Ferrolli,²⁹ A. Calcaterra,²⁹ R. de Sangro,²⁹ G. Finocchiaro,²⁹ P. Patteri,²⁹ I. M. Peruzzi,²⁹ M. Piccolo,²⁹
A. Zallo,²⁹ A. Buzzo,³⁰ R. Capra,³⁰ R. Contri,³⁰ G. Crosetti,³⁰ M. Lo Vetere,³⁰ M. Macri,³⁰ M. R. Monge,³⁰
S. Passaggio,³⁰ C. Patrignani,³⁰ E. Robutti,³⁰ A. Santroni,³⁰ S. Tosi,³⁰ S. Bailey,³¹ G. Brandenburg,³¹
K. S. Chaisanguanthum,³¹ M. Morii,³¹ E. Won,³¹ R. S. Dubitzky,³² U. Langenegger,³² J. Marks,³² U. Uwer,³²
W. Bhimji,³³ D. A. Bowerman,³³ P. D. Dauncey,³³ U. Egede,³³ J. R. Gaillard,³³ G. W. Morton,³³ J. A. Nash,³³
M. B. Nikolic,³³ G. P. Taylor,³³ M. J. Charles,³⁴ G. J. Grenier,³⁴ U. Mallik,³⁴ J. Cochran,³⁵ H. B. Crawley,³⁵
J. Lamsa,³⁵ W. T. Meyer,³⁵ S. Prell,³⁵ E. I. Rosenberg,³⁵ A. E. Rubin,³⁵ J. Yi,³⁵ M. Biasini,³⁶ R. Covarelli,³⁶
M. Pioppi,³⁶ N. Arnaud,³⁷ M. Davier,³⁷ X. Giroux,³⁷ G. Grosdidier,³⁷ A. Höcker,³⁷ F. Le Diberder,³⁷ V. Lepeltier,³⁷
A. M. Lutz,³⁷ T. C. Petersen,³⁷ S. Plaszczynski,³⁷ M. H. Schune,³⁷ G. Wormser,³⁷ C. H. Cheng,³⁸ D. J. Lange,³⁸
M. C. Simani,³⁸ D. M. Wright,³⁸ A. J. Bevan,³⁹ C. A. Chavez,³⁹ J. P. Coleman,³⁹ I. J. Forster,³⁹ J. R. Fry,³⁹
E. Gabathuler,³⁹ R. Gamet,³⁹ D. E. Hutchcroft,³⁹ R. J. Parry,³⁹ D. J. Payne,³⁹ C. Touramanis,³⁹ C. M. Cormack,⁴⁰
F. Di Lodovico,⁴⁰ C. L. Brown,⁴¹ G. Cowan,⁴¹ R. L. Flack,⁴¹ H. U. Flaecher,⁴¹ M. G. Green,⁴¹ P. S. Jackson,⁴¹
T. R. McMahon,⁴¹ S. Ricciardi,⁴¹ F. Salvatore,⁴¹ M. A. Winter,⁴¹ D. Brown,⁴² C. L. Davis,⁴² J. Allison,⁴³
N. R. Barlow,⁴³ R. J. Barlow,⁴³ M. C. Hodgkinson,⁴³ G. D. Lafferty,⁴³ J. C. Williams,⁴³ C. Chen,⁴⁴ A. Farbin,⁴⁴
W. D. Hulsbergen,⁴⁴ A. Jawahery,⁴⁴ D. Kovalskyi,⁴⁴ C. K. Lae,⁴⁴ V. Lillard,⁴⁴ D. A. Roberts,⁴⁴ G. Blaylock,⁴⁵
C. Dallapiccola,⁴⁵ S. S. Hertzbach,⁴⁵ R. Kofler,⁴⁵ V. B. Koptchev,⁴⁵ T. B. Moore,⁴⁵ S. Saremi,⁴⁵ H. Staengle,⁴⁵
S. Willocq,⁴⁵ R. Cowan,⁴⁶ K. Koeneke,⁴⁶ G. Sciolla,⁴⁶ S. J. Sekula,⁴⁶ F. Taylor,⁴⁶ R. K. Yamamoto,⁴⁶ P. M. Patel,⁴⁷

S. H. Robertson,⁴⁷ A. Lazzaro,⁴⁸ V. Lombardo,⁴⁸ F. Palombo,⁴⁸ J. M. Bauer,⁴⁹ L. Cremaldi,⁴⁹ V. Eschenburg,⁴⁹ R. Godang,⁴⁹ R. Kroeger,⁴⁹ J. Reidy,⁴⁹ D. A. Sanders,⁴⁹ D. J. Summers,⁴⁹ H. W. Zhao,⁴⁹ S. Brunet,⁵⁰ D. Côté,⁵⁰ P. Taras,⁵⁰ H. Nicholson,⁵¹ N. Cavallo,^{52,*} F. Fabozzi,^{52,*} C. Gatto,⁵² L. Lista,⁵² D. Monorchio,⁵² P. Paolucci,⁵² D. Piccolo,⁵² C. Sciacca,⁵² M. Baak,⁵³ H. Bulten,⁵³ G. Raven,⁵³ H. L. Snoek,⁵³ L. Wilden,⁵³ C. P. Jessop,⁵⁴ J. M. LoSecco,⁵⁴ T. Allmendinger,⁵⁵ G. Benelli,⁵⁵ K. K. Gan,⁵⁵ K. Honscheid,⁵⁵ D. Hufnagel,⁵⁵ H. Kagan,⁵⁵ R. Kass,⁵⁵ T. Pulliam,⁵⁵ A. M. Rahimi,⁵⁵ R. Ter-Antonyan,⁵⁵ Q. K. Wong,⁵⁵ J. Brau,⁵⁶ R. Frey,⁵⁶ O. Igonkina,⁵⁶ M. Lu,⁵⁶ C. T. Potter,⁵⁶ N. B. Sinev,⁵⁶ D. Strom,⁵⁶ E. Torrence,⁵⁶ F. Colecchia,⁵⁷ A. Dorigo,⁵⁷ F. Galeazzi,⁵⁷ M. Margoni,⁵⁷ M. Morandin,⁵⁷ M. Posocco,⁵⁷ M. Rotondo,⁵⁷ F. Simonetto,⁵⁷ R. Stroili,⁵⁷ C. Voci,⁵⁷ M. Benayoun,⁵⁸ H. Briand,⁵⁸ J. Chauveau,⁵⁸ P. David,⁵⁸ Ch. de la Vaissière,⁵⁸ L. Del Buono,⁵⁸ O. Hamon,⁵⁸ M. J. J. John,⁵⁸ Ph. Leruste,⁵⁸ J. Malcles,⁵⁸ J. Ocariz,⁵⁸ L. Roos,⁵⁸ G. Therin,⁵⁸ P. K. Behera,⁵⁹ L. Gladney,⁵⁹ Q. H. Guo,⁵⁹ J. Panetta,⁵⁹ C. Angelini,⁶⁰ G. Batignani,⁶⁰ S. Bettarini,⁶⁰ M. Bondioli,⁶⁰ F. Bucci,⁶⁰ G. Calderini,⁶⁰ M. Carpinelli,⁶⁰ F. Forti,⁶⁰ M. A. Giorgi,⁶⁰ A. Lusiani,⁶⁰ G. Marchiori,⁶⁰ M. Morganti,⁶⁰ N. Neri,⁶⁰ E. Paoloni,⁶⁰ M. Rama,⁶⁰ G. Rizzo,⁶⁰ G. Simi,⁶⁰ J. Walsh,⁶⁰ M. Haire,⁶¹ D. Judd,⁶¹ K. Paick,⁶¹ D. E. Wagoner,⁶¹ N. Danielson,⁶² P. Elmer,⁶² Y. P. Lau,⁶² C. Lu,⁶² V. Miftakov,⁶² J. Olsen,⁶² A. J. S. Smith,⁶² A. V. Telnov,⁶² F. Bellini,⁶³ G. Cavoto,^{62,63} A. D’Orazio,⁶³ E. Di Marco,⁶³ R. Faccini,⁶³ F. Ferrarotto,⁶³ F. Ferroni,⁶³ M. Gaspero,⁶³ L. Li Gioi,⁶³ M. A. Mazzoni,⁶³ S. Morganti,⁶³ M. Pierini,⁶³ G. Piredda,⁶³ F. Polci,⁶³ F. Safai Tehrani,⁶³ C. Voena,⁶³ S. Christ,⁶⁴ H. Schroeder,⁶⁴ G. Wagner,⁶⁴ R. Waldi,⁶⁴ T. Adye,⁶⁵ N. De Groot,⁶⁵ B. Franek,⁶⁵ G. P. Gopal,⁶⁵ E. O. Olaiya,⁶⁵ R. Aleksan,⁶⁶ S. Emery,⁶⁶ A. Gaidot,⁶⁶ S. F. Ganzhur,⁶⁶ P.-F. Giraud,⁶⁶ G. Hamel de Monchenault,⁶⁶ W. Kozanecki,⁶⁶ M. Legendre,⁶⁶ G. W. London,⁶⁶ B. Mayer,⁶⁶ G. Schott,⁶⁶ G. Vasseur,⁶⁶ Ch. Yèche,⁶⁶ M. Zito,⁶⁶ M. V. Purohit,⁶⁷ A. W. Weidemann,⁶⁷ J. R. Wilson,⁶⁷ F. X. Yumiceva,⁶⁷ T. Abe,⁶⁸ M. Allen,⁶⁸ D. Aston,⁶⁸ R. Bartoldus,⁶⁸ N. Berger,⁶⁸ A. M. Boyarski,⁶⁸ O. L. Buchmueller,⁶⁸ R. Claus,⁶⁸ M. R. Convery,⁶⁸ M. Cristinziani,⁶⁸ G. De Nardo,⁶⁸ J. C. Dingfelder,⁶⁸ D. Dong,⁶⁸ J. Dorfan,⁶⁸ D. Dujmic,⁶⁸ W. Dunwoodie,⁶⁸ S. Fan,⁶⁸ R. C. Field,⁶⁸ T. Glanzman,⁶⁸ S. J. Gowdy,⁶⁸ T. Hadig,⁶⁸ V. Halyo,⁶⁸ C. Hast,⁶⁸ T. Hryn’ova,⁶⁸ W. R. Innes,⁶⁸ M. H. Kelsey,⁶⁸ P. Kim,⁶⁸ M. L. Kocian,⁶⁸ D. W. G. S. Leith,⁶⁸ J. Libby,⁶⁸ S. Luitz,⁶⁸ V. Luth,⁶⁸ H. L. Lynch,⁶⁸ H. Marsiske,⁶⁸ R. Messner,⁶⁸ D. R. Muller,⁶⁸ C. P. O’Grady,⁶⁸ V. E. Ozcan,⁶⁸ A. Perazzo,⁶⁸ M. Perl,⁶⁸ B. N. Ratcliff,⁶⁸ A. Roodman,⁶⁸ A. A. Salnikov,⁶⁸ R. H. Schindler,⁶⁸ J. Schwiening,⁶⁸ A. Snyder,⁶⁸ A. Soha,⁶⁸ J. Stelzer,⁶⁸ J. Strube,^{56,68} D. Su,⁶⁸ M. K. Sullivan,⁶⁸ J. Thompson,⁶⁸ J. Va’vra,⁶⁸ S. R. Wagner,⁶⁸ M. Weaver,⁶⁸ W. J. Wisniewski,⁶⁸ M. Wittgen,⁶⁸ D. H. Wright,⁶⁸ A. K. Yarritu,⁶⁸ C. C. Young,⁶⁸ P. R. Burchat,⁶⁹ A. J. Edwards,⁶⁹ S. A. Majewski,⁶⁹ B. A. Petersen,⁶⁹ C. Roat,⁶⁹ M. Ahmed,⁷⁰ S. Ahmed,⁷⁰ M. S. Alam,⁷⁰ J. A. Ernst,⁷⁰ M. A. Saeed,⁷⁰ M. Saleem,⁷⁰ F. R. Wappler,⁷⁰ W. Bugg,⁷¹ M. Krishnamurthy,⁷¹ S. M. Spanier,⁷¹ R. Eckmann,⁷² H. Kim,⁷² J. L. Ritchie,⁷² A. Satpathy,⁷² R. F. Schwitters,⁷² J. M. Izen,⁷³ I. Kitayama,⁷³ X. C. Lou,⁷³ S. Ye,⁷³ F. Bianchi,⁷⁴ M. Bona,⁷⁴ F. Gallo,⁷⁴ D. Gamba,⁷⁴ L. Bosisio,⁷⁵ C. Cartaro,⁷⁵ F. Cossutti,⁷⁵ G. Della Ricca,⁷⁵ S. Dittongo,⁷⁵ S. Grancagnolo,⁷⁵ L. Lanceri,⁷⁵ P. Poropat,^{75,†} L. Vitale,⁷⁵ G. Vuagnin,⁷⁵ F. Martinez-Vidal,^{2,76} R. S. Panvini,⁷⁷ Sw. Banerjee,⁷⁸ B. Bhuyan,⁷⁸ C. M. Brown,⁷⁸ D. Fortin,⁷⁸ P. D. Jackson,⁷⁸ R. Kowalewski,⁷⁸ J. M. Roney,⁷⁸ R. J. Sobie,⁷⁸ J. J. Back,⁷⁹ P. F. Harrison,⁷⁹ G. B. Mohanty,⁷⁹ H. R. Band,⁸⁰ X. Chen,⁸⁰ B. Cheng,⁸⁰ S. Dasu,⁸⁰ M. Datta,⁸⁰ A. M. Eichenbaum,⁸⁰ K. T. Flood,⁸⁰ M. Graham,⁸⁰ J. J. Hollar,⁸⁰ J. R. Johnson,⁸⁰ P. E. Kutter,⁸⁰ H. Li,⁸⁰ R. Liu,⁸⁰ A. Mihalyi,⁸⁰ Y. Pan,⁸⁰ R. Prepost,⁸⁰ P. Tan,⁸⁰ J. H. von Wimmersperg-Toeller,⁸⁰ J. Wu,⁸⁰ S. L. Wu,⁸⁰ Z. Yu,⁸⁰ M. G. Greene,⁸¹ and H. Neal⁸¹

(The BABAR Collaboration)

¹Laboratoire de Physique des Particules, F-74941 Annecy-le-Vieux, France

²Universitat Autònoma de Barcelona, E-08193 Bellaterra, Barcelona, Spain

³Università di Bari, Dipartimento di Fisica and INFN, I-70126 Bari, Italy

⁴Institute of High Energy Physics, Beijing 100039, China

⁵University of Bergen, Inst. of Physics, N-5007 Bergen, Norway

⁶Lawrence Berkeley National Laboratory and University of California, Berkeley, CA 94720, USA

⁷University of Birmingham, Birmingham, B15 2TT, United Kingdom

⁸Ruhr Universität Bochum, Institut für Experimentalphysik 1, D-44780 Bochum, Germany

⁹University of Bristol, Bristol BS8 1TL, United Kingdom

¹⁰University of British Columbia, Vancouver, BC, Canada V6T 1Z1

¹¹Brunel University, Uxbridge, Middlesex UB8 3PH, United Kingdom

¹²Budker Institute of Nuclear Physics, Novosibirsk 630090, Russia

¹³University of California at Irvine, Irvine, CA 92697, USA

¹⁴University of California at Los Angeles, Los Angeles, CA 90024, USA

¹⁵University of California at Riverside, Riverside, CA 92521, USA

- ¹⁶University of California at San Diego, La Jolla, CA 92093, USA
- ¹⁷University of California at Santa Barbara, Santa Barbara, CA 93106, USA
- ¹⁸University of California at Santa Cruz, Institute for Particle Physics, Santa Cruz, CA 95064, USA
- ¹⁹California Institute of Technology, Pasadena, CA 91125, USA
- ²⁰University of Cincinnati, Cincinnati, OH 45221, USA
- ²¹University of Colorado, Boulder, CO 80309, USA
- ²²Colorado State University, Fort Collins, CO 80523, USA
- ²³Universität Dortmund, Institut für Physik, D-44221 Dortmund, Germany
- ²⁴Technische Universität Dresden, Institut für Kern- und Teilchenphysik, D-01062 Dresden, Germany
- ²⁵Ecole Polytechnique, LLR, F-91128 Palaiseau, France
- ²⁶University of Edinburgh, Edinburgh EH9 3JZ, United Kingdom
- ²⁷Università di Ferrara, Dipartimento di Fisica and INFN, I-44100 Ferrara, Italy
- ²⁸Florida A&M University, Tallahassee, FL 32307, USA
- ²⁹Laboratori Nazionali di Frascati dell'INFN, I-00044 Frascati, Italy
- ³⁰Università di Genova, Dipartimento di Fisica and INFN, I-16146 Genova, Italy
- ³¹Harvard University, Cambridge, MA 02138, USA
- ³²Universität Heidelberg, Physikalisches Institut, Philosophenweg 12, D-69120 Heidelberg, Germany
- ³³Imperial College London, London, SW7 2AZ, United Kingdom
- ³⁴University of Iowa, Iowa City, IA 52242, USA
- ³⁵Iowa State University, Ames, IA 50011-3160, USA
- ³⁶Università di Perugia, Dipartimento di Fisica and INFN, I-06100 Perugia, Italy
- ³⁷Laboratoire de l'Accélérateur Linéaire, F-91898 Orsay, France
- ³⁸Lawrence Livermore National Laboratory, Livermore, CA 94550, USA
- ³⁹University of Liverpool, Liverpool L69 7ZE, United Kingdom
- ⁴⁰Queen Mary, University of London, E1 4NS, United Kingdom
- ⁴¹University of London, Royal Holloway and Bedford New College, Egham, Surrey TW20 0EX, United Kingdom
- ⁴²University of Louisville, Louisville, KY 40292, USA
- ⁴³University of Manchester, Manchester M13 9PL, United Kingdom
- ⁴⁴University of Maryland, College Park, MD 20742, USA
- ⁴⁵University of Massachusetts, Amherst, MA 01003, USA
- ⁴⁶Massachusetts Institute of Technology, Laboratory for Nuclear Science, Cambridge, MA 02139, USA
- ⁴⁷McGill University, Montréal, QC, Canada H3A 2T8
- ⁴⁸Università di Milano, Dipartimento di Fisica and INFN, I-20133 Milano, Italy
- ⁴⁹University of Mississippi, University, MS 38677, USA
- ⁵⁰Université de Montréal, Laboratoire René J. A. Lévesque, Montréal, QC, Canada H3C 3J7
- ⁵¹Mount Holyoke College, South Hadley, MA 01075, USA
- ⁵²Università di Napoli Federico II, Dipartimento di Scienze Fisiche and INFN, I-80126, Napoli, Italy
- ⁵³NIKHEF, National Institute for Nuclear Physics and High Energy Physics, NL-1009 DB Amsterdam, The Netherlands
- ⁵⁴University of Notre Dame, Notre Dame, IN 46556, USA
- ⁵⁵Ohio State University, Columbus, OH 43210, USA
- ⁵⁶University of Oregon, Eugene, OR 97403, USA
- ⁵⁷Università di Padova, Dipartimento di Fisica and INFN, I-35131 Padova, Italy
- ⁵⁸Universités Paris VI et VII, Laboratoire de Physique Nucléaire et de Hautes Energies, F-75252 Paris, France
- ⁵⁹University of Pennsylvania, Philadelphia, PA 19104, USA
- ⁶⁰Università di Pisa, Dipartimento di Fisica, Scuola Normale Superiore and INFN, I-56127 Pisa, Italy
- ⁶¹Prairie View A&M University, Prairie View, TX 77446, USA
- ⁶²Princeton University, Princeton, NJ 08544, USA
- ⁶³Università di Roma La Sapienza, Dipartimento di Fisica and INFN, I-00185 Roma, Italy
- ⁶⁴Universität Rostock, D-18051 Rostock, Germany
- ⁶⁵Rutherford Appleton Laboratory, Chilton, Didcot, Oxon, OX11 0QX, United Kingdom
- ⁶⁶DSM/Dapnia, CEA/Saclay, F-91191 Gif-sur-Yvette, France
- ⁶⁷University of South Carolina, Columbia, SC 29208, USA
- ⁶⁸Stanford Linear Accelerator Center, Stanford, CA 94309, USA
- ⁶⁹Stanford University, Stanford, CA 94305-4060, USA
- ⁷⁰State University of New York, Albany, NY 12222, USA
- ⁷¹University of Tennessee, Knoxville, TN 37996, USA
- ⁷²University of Texas at Austin, Austin, TX 78712, USA
- ⁷³University of Texas at Dallas, Richardson, TX 75083, USA
- ⁷⁴Università di Torino, Dipartimento di Fisica Sperimentale and INFN, I-10125 Torino, Italy
- ⁷⁵Università di Trieste, Dipartimento di Fisica and INFN, I-34127 Trieste, Italy
- ⁷⁶Universidad de Valencia, E-46100 Burjassot, Valencia, Spain
- ⁷⁷Vanderbilt University, Nashville, TN 37235, USA
- ⁷⁸University of Victoria, Victoria, BC, Canada V8W 3P6
- ⁷⁹Department of Physics, University of Warwick, Coventry CV4 7AL, United Kingdom

⁸⁰University of Wisconsin, Madison, WI 53706, USA

⁸¹Yale University, New Haven, CT 06511, USA

(Dated: October 28, 2018)

We search for a charged partner of the $X(3872)$ in the decay $B \rightarrow X^- K$, $X^- \rightarrow J/\psi \pi^- \pi^0$, using 234 million $B\bar{B}$ events collected at the $\Upsilon(4S)$ resonance with the BABAR detector at the PEP-II e^+e^- asymmetric-energy storage ring. The resulting product branching fraction upper limits are $\mathcal{B}(B^0 \rightarrow X^- K^+, X^- \rightarrow J/\psi \pi^- \pi^0) < 5.4 \times 10^{-6}$ and $\mathcal{B}(B^- \rightarrow X^- \bar{K}^0, X^- \rightarrow J/\psi \pi^- \pi^0) < 22 \times 10^{-6}$ at the 90% confidence level.

PACS numbers: 13.25.Hw, 14.40.Gx, 12.39.Mk

The discovery of the $X(3872)$ by the Belle Collaboration [1], has been confirmed by the CDF [2], D0 [3] and BABAR [4] Collaborations. Numerous theoretical explanations have been proposed for this high-mass, narrow-width state decaying into $J/\psi \pi^+ \pi^-$. The possibilities [5] include a bound state of $D^* \bar{D}$ very close the $D^{*0} \bar{D}^0$ threshold [6], a hybrid charmonium state [7], a diquark-antidiquark state [8], and a conventional charmonium state [9]. The Cornell potential model [10] predicts a 3D_2 ($J^{PC} = 2^{--}$) charmonium state with a $3.830 \text{ GeV}/c^2$ mass. This state is expected to be very narrow since the decay to $D\bar{D}$ is forbidden by parity and could decay into an isoscalar $J/\psi \pi^+ \pi^-$ final state.

The charmonium state, however, should also have a significant branching ratio for the radiative decay to $\gamma \chi_{c1}$ [10], which was not observed for the $X(3872)$ by Belle [1]. A more detailed examination of the $X(3872)$ observed by Belle [1] and BABAR [4] indicates that the $\pi^+ \pi^-$ mass distributions peak near the kinematic upper limit and are consistent with the decay $\rho^0 \rightarrow \pi^+ \pi^-$. However, due to limited statistics a spin-parity analysis has not been performed. If the observed decay is $X(3872) \rightarrow J/\psi \rho^0$ and if these states and their decays respect isospin symmetry, then there must be a $X(3872)^-$, which decays to $J/\psi \rho^-$, and the rate for $B \rightarrow X^- K$ should be twice that for $B \rightarrow X^0 K$. This would make experimental detection of the X^- quite favorable. To test this hypothesis, we have performed a search for the B -meson decays, $B^0 \rightarrow X^- K^+$ and $B^- \rightarrow X^- K_S^0$, where $X^- \rightarrow J/\psi \pi^- \pi^0$ [11].

Data were collected at the PEP-II asymmetric-energy e^+e^- storage ring with the BABAR detector, which is described in detail elsewhere [12]. The data used in this analysis correspond to a total integrated luminosity of 212 fb^{-1} taken on the $\Upsilon(4S)$ resonance, producing a sample of 234.4 ± 2.6 million $B\bar{B}$ events ($N_{B\bar{B}}$). The BABAR detector uses a silicon vertex tracker (SVT) and a 40-layer drift chamber (DCH), both in a 1.5-T solenoidal magnetic field to detect charged particles and measure their momenta and energy loss (dE/dx). Photons, electrons, and neutral hadrons are detected in a CsI(Tl)-crystal electromagnetic calorimeter (EMC). An internally reflecting ring-imaging Cherenkov detector (DIRC) provides particle identification information that is complementary to that from dE/dx . Penetrating muons and

neutral hadrons are identified by resistive-plate chambers in the steel flux return (IFR). Track-selection criteria in this analysis follow previous BABAR analyses [13].

This analysis commences with charged and neutral candidate selections. Each charged-track candidate is required to be detected in at least 12 DCH layers and to have a transverse momentum greater than $100 \text{ MeV}/c$. If it is not associated with a K_S^0 decay, the candidate must extrapolate to a point near the collision axis.

A charged kaon or pion candidate is selected on the basis of dE/dx information from the SVT and DCH, and the Cherenkov angle measured by the DIRC. An electron candidate is required to have a good match between the expected and measured dE/dx in the DCH, and the Cherenkov angle in the DIRC. The ratio of the shower energy measured in the EMC to the momentum measured in the DCH, and the number of EMC crystals associated with the track candidate must be appropriate for an electron. A muon is selected on the basis of energy deposited in the EMC, the number and distribution of hits in the IFR, and the match between the IFR hits and the extrapolation of the DCH track into the IFR. A more detailed explanation of particle identification (PID) is given elsewhere [13, 14].

A photon candidate is identified from energy deposited in contiguous EMC crystals, summed to form a cluster that has total energy greater than 30 MeV and a shower shape consistent with that expected for an electromagnetic shower.

The decay modes we use to identify $B^0 \rightarrow J/\psi \pi^- \pi^0 K^+$ and $B^- \rightarrow J/\psi \pi^- \pi^0 K_S^0$ are $J/\psi \rightarrow e^+e^-$, $J/\psi \rightarrow \mu^+ \mu^-$, $\pi^0 \rightarrow \gamma\gamma$, and $K_S^0 \rightarrow \pi^+ \pi^-$. They are selected to be within the mass intervals $2.95 < m(e^+e^-) < 3.14 \text{ GeV}/c^2$, $3.06 < m(\mu^+ \mu^-) < 3.14 \text{ GeV}/c^2$, $0.119 < m(\gamma\gamma) < 0.151 \text{ GeV}/c^2$, and $0.4917 < m(\pi^+ \pi^-) < 0.5037 \text{ GeV}/c^2$. We take a larger mass interval for e^+e^- than for $\mu^+ \mu^-$ to accept events in which part of the energy is carried away by bremsstrahlung photons. The orientation of the displacement vector between the K_S^0 decay vertex and the J/ψ vertex in the lab frame is required to be consistent with the K_S^0 momentum direction.

The search for B signal events utilizes two kinematic variables: the energy difference ΔE between the energy of the B candidate and the beam energy E_b^* in the $\Upsilon(4S)$ rest frame, and the beam-energy-substituted mass

$m_{\text{ES}} \equiv \sqrt{(E_b^*)^2 - (p_b^*)^2}$, where p_b^* is the reconstructed momentum of the B candidate in the $\Upsilon(4S)$ frame. Signal events should have $m_{\text{ES}} \approx m_B$, where m_B is the mass of the B -meson [15], and $|\Delta E| \approx 0$.

Before the data were analyzed, the selection criteria were optimized and fixed separately for the charged and neutral B mode using a Monte Carlo (MC) simulation of signal and known backgrounds. The number of reconstructed MC signal events n_s^{mc} and the number of reconstructed MC background events n_b^{mc} (scaled to the integrated luminosity) were used to estimate the sensitivity ratio $n_s^{\text{mc}}/(a/2 + \sqrt{n_b^{\text{mc}}})$ [16], where a , the number of standard deviations of significance desired, was set to 3. Note that the maximum of this ratio is independent of the unknown signal branching fraction. This ratio was maximized by varying the selection criteria on ΔE , m_{ES} , the $X^-(J/\psi\pi^-\pi^0)$ mass, the $K_S^0(\pi^+\pi^-)$ mass, the K_S^0 decay-length significance, the $\gamma\gamma$ invariant mass, and the particle-identification criteria for electrons, muons and charged kaons. When there was more than one candidate per event after applying the optimized cuts (on average there were 1.3 candidates/event), the candidate with the smallest value of $|\Delta E|$ was chosen. The selections $|m_{\text{ES}} - m_B| < 5 \text{ MeV}/c^2$ and $|\Delta E| < 20 \text{ MeV}$ (signal-box region) were found to be optimal for selecting signal events. The plots that follow include only one candidate per event, except for the plots showing ΔE itself.

The ΔE and m_{ES} distributions for the neutral and charged B modes after we apply all the optimized cuts, except the cut for the variable plotted, are shown in Figs. 1 (a-d). A clear peak is observed at zero in the

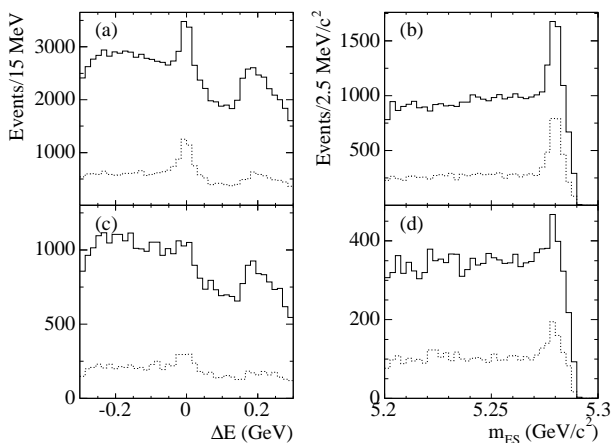


FIG. 1: The ΔE (a) and m_{ES} (b) distributions for the $B^0 \rightarrow J/\psi\pi^-\pi^0K^+$ mode and the ΔE (c) and m_{ES} (d) distributions for the $B^- \rightarrow J/\psi\pi^-\pi^0K_S^0$ mode using the optimized cuts. The dotted line shows the same with the additional cut $0.67 < m(\pi^-\pi^0) < 0.87 \text{ GeV}/c^2$.

ΔE distribution and near $5.279 \text{ GeV}/c^2$ in the m_{ES} distribution. The other feature in the ΔE plots is a wide

peak near 0.2 GeV which is due to $B \rightarrow J/\psi K^*$ decays combined with a random pion.

The Dalitz plots in Fig. 2 for the charged- and neutral- B modes use events in the signal-box region and include a mass cut of $0.67 < m(\pi^-\pi^0) < 0.78 \text{ GeV}/c^2$ to select the ρ^- mass region. There are clear bands for

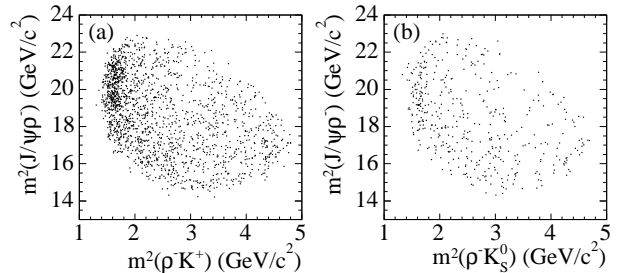


FIG. 2: The $m^2(J/\psi\rho^-)$ versus the $m^2(\rho^-K^+)$ distributions (a) for $B^0 \rightarrow J/\psi\pi^-\pi^0K^+$ and the $m^2(J/\psi\rho^-)$ versus the $m^2(\rho^-K_S^0)$ distributions (b) for $B^- \rightarrow J/\psi\pi^-\pi^0K_S^0$. A $B \rightarrow J/\psi K_1$ signal can be seen, however there is no indication for an enhancement in the $J/\psi\rho^-$ mass spectrum.

$K_1^0(1270) \rightarrow K^+\rho^-$ and $K_1^-(1270) \rightarrow K_S^0\rho^-$ corresponding to the decays $B^- \rightarrow J/\psi K_1^-$ and $B^0 \rightarrow J/\psi K_1^0$ previously observed by Belle [17].

The $J/\psi\pi^-\pi^0$ mass spectra from the neutral and charged B modes are shown in Fig. 3 without a ρ mass cut. No charged signal, $X^- \rightarrow J/\psi\pi^-\pi^0$, is evident at $3.872 \text{ GeV}/c^2$.

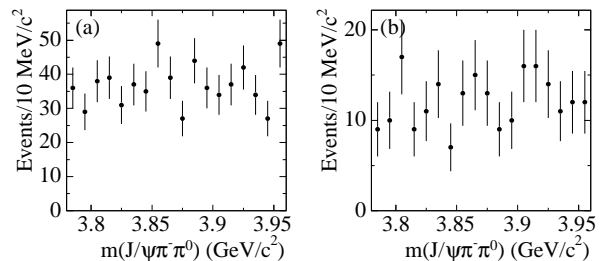


FIG. 3: The $J/\psi\pi^-\pi^0$ invariant mass in $10 \text{ MeV}/c^2$ bins for (a) $B^0 \rightarrow J/\psi\pi^-\pi^0K^+$ and (b) for $B^- \rightarrow J/\psi\pi^-\pi^0K_S^0$. No indication for the decay $X^- \rightarrow J/\psi\pi^-\pi^0$ can be found.

Extracting an upper limit for $X^- \rightarrow J/\psi\pi^-\pi^0$ requires examining the $J/\psi\pi^-\pi^0$ mass, m_{ES} , and ΔE distributions. A signal from $B \rightarrow X^-K$, $X^- \rightarrow J/\psi\pi^-\pi^0$ should produce signal peaks in all three distributions. Background from $B \rightarrow J/\psi\pi^-\pi^0K$ in which the $J/\psi\pi^-\pi^0$ is nonresonant would produce peaks in the m_{ES} and ΔE distributions but have a flat $J/\psi\pi^-\pi^0$ mass distribution near $3.872 \text{ GeV}/c^2$. The combinatoric background will not create peaks in any of the three distributions and should produce an m_{ES} distribution whose shape can be parametrized by an ARGUS function [18]. To estimate

the number of signal events (n_s), we count the number of observed events (n_{obs}) in the signal region and subtract the estimated number of combinatoric background events (n_{comb}) and the estimated number of peaking background events (n_{peak}).

We obtain n_{obs} by counting the number of events satisfying $|m_{ES} - m_B| < 5 \text{ MeV}/c^2$, $|\Delta E| < 20 \text{ MeV}$, and $|m(J/\psi \pi^- \pi^0) - 3872| < 12 \text{ MeV}/c^2$. We extract n_{comb} from the m_{ES} distribution obtained after requiring $|\Delta E| < 20 \text{ MeV}$, and $|m(J/\psi \pi^- \pi^0) - 3872| < 12 \text{ MeV}/c^2$. These m_{ES} distributions for the neutral and charged B modes are separately fit with the sum of a signal Gaussian function and an ARGUS function. The resulting ARGUS function is integrated over the m_{ES} range, $|m_{ES} - m_B| < 5 \text{ MeV}/c^2$, to produce n_{comb} . The error σ_{comb} is obtained from the fit error on the normalization of the ARGUS function. The resulting values for n_{comb} and σ_{comb} are listed in Table 1.

TABLE I: Efficiencies, number of signal-box events, and estimated number of background events n_b ($n_{peak} + n_{comb}$) for the neutral and charged B decays.

Mode	ϵ	n_{obs}	$n_{peak} \pm \sigma_{peak}$	$n_{comb} \pm \sigma_{comb}$	$n_b \pm \sigma_b$
B^0	10.65%	96	35.2 ± 8.4	77.6 ± 6.6	112.8 ± 10.7
B^-	8.50%	36	2.0 ± 5.0	29.3 ± 4.1	31.3 ± 6.5

We extract n_{peak} from the m_{ES} distribution obtained after requiring $|\Delta E| < 20 \text{ MeV}$, and $48 < |m(J/\psi \pi^- \pi^0) - 3872| < 72 \text{ MeV}/c^2$ which is twice the mass range of the signal band. These m_{ES} distributions for the neutral- and charged- B modes are separately fit with the sum of a Gaussian function and an ARGUS function. We calculate n_{peak} by counting the number of events in the $|m_{ES} - m_B| < 5 \text{ MeV}/c^2$ region, subtracting the number of combinatoric events obtained from integrating the ARGUS function over the same range, $|m_{ES} - m_B| < 5 \text{ MeV}/c^2$, and finally dividing the result by two. Note that the Gaussian distribution used in all fits has a width fixed to the value determined from a fit to the m_{ES} distribution obtained using both the $J/\psi \pi^- \pi^0$ signal band and the $J/\psi \pi^- \pi^0$ sideband. The error σ_{peak} is obtained by adding in quadrature the Poisson errors on the number of events in $|m_{ES} - m_B| < 5 \text{ MeV}/c^2$ and the fit errors on the normalization of the ARGUS function. The resulting values for n_{peak} and σ_{peak} are listed in Table I.

The total background n_b is the sum of the peaking and combinatoric backgrounds and its error σ_b combines in quadrature the errors from the peaking and combinatoric backgrounds. The backgrounds and their errors are summarized in Table I.

The efficiencies ϵ for the processes, $B^0 \rightarrow X^- K^+$, $X^- \rightarrow J/\psi \pi^- \pi^0$ and $B^- \rightarrow X^- K_s^0$, $X^- \rightarrow J/\psi \pi^- \pi^0$ are determined by MC simulation with an X^- signal of zero width, mass $3.872 \text{ GeV}/c^2$, and a model consisting

of the sequential isotropic two-body decays $B \rightarrow X^- K$, $X^- \rightarrow J/\psi \rho^-$ and $\rho^- \rightarrow \pi^- \pi^0$.

These efficiencies are corrected to account for the small differences observed in PID, neutral-particle detection, and tracking efficiency that are found by comparing well-understood control samples taken from data and MC. The final efficiencies for each mode are listed in Table I.

The systematic errors include uncertainties in the number of $B\bar{B}$ events in the data sample, secondary branching fractions, efficiency calculation due to limited MC statistics, decay model for the generated events, background parametrization, PID, charged particle tracking, and π^0 reconstruction. The individual uncertainties are given as percentages in Table II. The secondary branching fractions [15] include $\mathcal{B}(J/\psi \rightarrow e^+ e^-, \mu^+ \mu^-) = 0.1181 \pm 0.0014$ and $\mathcal{B}(K_s^0 \rightarrow \pi^+ \pi^-) = 0.686 \pm 0.0027$. The decay-model uncertainty is estimated by comparing the efficiencies for phase space and different decay models [19] with $J^{PC} = 1^{++}$ and $J^{PC} = 2^{--}$. The back-

TABLE II: Percentage systematic errors on the branching ratios from the neutral and charged B decay modes.

Systematic Errors(%)	B^0	B^-
$N_{B\bar{B}}$	1.1	1.1
Branching fractions	5.3	5.3
MC statistics	2.1	2.3
MC decay model	1.1	3.0
Bkgd sideband width	0.3	1.7
Particle ID	5.0	5.0
Tracking π^-	1.4	1.4
Tracking K^+	1.4	-
Tracking $K_s^0 \rightarrow \pi^+ \pi^-$	-	2.6
Tracking $J/\psi \rightarrow e^+ e^-, \mu^+ \mu^-$	1.8	1.8
π^0 reconstruction efficiency	3.2	3.2
TOTAL (σ_{sys})	8.8	9.7

ground parametrization uncertainty is estimated by varying the background sideband width, refitting the m_{ES} distributions, and recalculating the number of events. The uncertainties in PID, charged-tracking efficiency, and π^0 -reconstruction efficiency are determined by studying control samples [13]. The total fractional errors σ_{sys} , listed at the bottom of Table II, are determined by adding the individual contributions in quadrature.

The probability distribution of the signal events is modeled as a Gaussian with a mean n_s and standard deviation σ_s . For each B -decay mode the mean is $n_s = n_{obs} - n_b$ and the sigma is $\sigma_s = \sqrt{n_{obs} + \sigma_b^2 + n_s^2 \sigma_{sys}^2}$. The systematic error is added in quadrature and scales the errors on n_{obs} and n_b by the same fraction. We note the mean values n_s , for the charged and neutral modes are consistent with zero, within errors.

The number of events N_{90} corresponding to the 90% confidence level (C.L.) upper limit is calculated using the Gaussian probability distribution with the assumption that the number of signal events is always greater

than zero. The integral of the distribution from zero to N_{90} will be 90% of the total area above zero. Combining N_{90} , ϵ , $N_{B\bar{B}}$, and the secondary branching fractions, we obtain 90% C.L. upper limits for the neutral and charged B modes of $< 5.4 \times 10^{-6}$ and $< 11 \times 10^{-6}$, respectively. For completeness we include the central value (68% confidence interval) for the branching fraction using the $n_s \pm \sigma_s$ values. The neutral and charged B mode branching fractions are $(-5.7 \pm 4.9) \times 10^{-6}$ and $(2.0 \pm 3.8) \times 10^{-6}$, respectively. The results are summarized in Table III.

TABLE III: The estimated number of signal events, 90% C.L. upper limit of signal events, the branching fraction upper limits, and the branching fraction \mathcal{B} for the decay modes $B^0 \rightarrow X^- K^+$ and $B^- \rightarrow X^- K_s^0$.

Mode	$n_s \pm \sigma_s$	N_{90}	90% C.L. ($\times 10^{-6}$)	$\mathcal{B}(\times 10^{-6})$
B^0	-16.8 ± 14.7	15.9	< 5.4	-5.7 ± 4.9
B^-	4.7 ± 8.8	17.8	< 11	2.0 ± 3.8

We test the isovector- X hypothesis at a mass of 3872 MeV/ c^2 using a likelihood ratio test [15]. Here we determine the ratio of the two probabilities from the null (H_0) and signal (H_1) hypotheses using our experimental observation of 96 events in the signal-box.

The null hypothesis assumes the background produced all the observed signal-box events. Assuming the background probability distribution is a Gaussian function with mean n_b and width σ_b , we calculate a probability of $P(H_0)=5.82 \times 10^{-2}$ to measure 96 or fewer events.

The isovector signal hypothesis predicts the product branching fractions to be related by $\mathcal{B}(B \rightarrow X^- K, X^- \rightarrow J/\psi \rho^-) = 2 \times \mathcal{B}(B \rightarrow X(3872)K, X(3872) \rightarrow J/\psi \rho^0)$. Using the BABAR branching fraction [4] $\mathcal{B}(B^- \rightarrow X(3872)K^-, X(3872) \rightarrow J/\psi \pi^+ \pi^-) = (1.28 \pm 0.41) \times 10^{-5}$ and assuming all $\pi^+ \pi^-$ decays originate from ρ^0 , we expect $\mathcal{B}(B^0 \rightarrow X^- K^+, X^- \rightarrow J/\psi \rho^-) = (2.56 \pm 0.82) \times 10^{-5}$. This would produce 75 ± 25 observed signal events in a data sample of 234 million $B\bar{B}$ events. The error combines the uncertainty on the branching fraction and the systematic error σ_{sys} on our efficiency. The probability distributions for the signal events and the estimated background events are modeled as two uncorrelated Gaussian functions. The probability of observing 96 or fewer events (including background) with this probability distribution is $P(H_1)=8.41 \times 10^{-5}$.

The likelihood ratio (λ) test of the null hypothesis relative to the signal hypothesis yields $\lambda = P(H_0)/P(H_1) = 692$. This corresponds to a probability of less than 1 part in 600 that the isovector- X hypothesis is compatible with the outcome of our search for $B^0 \rightarrow X^- K^+$, $X^- \rightarrow J/\psi \pi^- \pi^0$. Performing the same study in our search for $B^- \rightarrow X^- K_s^0$, $X^- \rightarrow J/\psi \pi^- \pi^0$ we obtain $\lambda = 17$. The combined likelihood ratio is 1.1×10^4 . Our result does not support the hypothesis that the $X(3872)$

is an isovector particle decaying to $J/\psi \rho$.

In conclusion, we have performed a search for a charged partner of the $X(3872)$ decaying to $J/\psi \pi^- \pi^0$. Our results set upper limits on the product branching fractions of $\mathcal{B}(B^0 \rightarrow X^- K^+, X^- \rightarrow J/\psi \pi^- \pi^0) < 5.4 \times 10^{-6}$ and $\mathcal{B}(B^- \rightarrow X^- \bar{K}^0, X^- \rightarrow J/\psi \pi^- \pi^0) = 2 \times \mathcal{B}(B^- \rightarrow X^- K_s^0, X^- \rightarrow J/\psi \pi^- \pi^0) < 22 \times 10^{-6}$ at the 90% confidence level.

We exclude the isovector- X hypothesis with a likelihood ratio test which favors the null hypothesis by a factor 1.1×10^4 over the isovector signal hypothesis.

We are grateful for the extraordinary contributions of our PEP-II colleagues in achieving the excellent luminosity and machine conditions that have made this work possible. The success of this project also relies critically on the expertise and dedication of the computing organizations that support BABAR. The collaborating institutions wish to thank SLAC for its support and the kind hospitality extended to them. This work is supported by the US Department of Energy and National Science Foundation, the Natural Sciences and Engineering Research Council (Canada), Institute of High Energy Physics (China), the Commissariat à l'Energie Atomique and Institut National de Physique Nucléaire et de Physique des Particules (France), the Bundesministerium für Bildung und Forschung and Deutsche Forschungsgemeinschaft (Germany), the Istituto Nazionale di Fisica Nucleare (Italy), the Foundation for Fundamental Research on Matter (The Netherlands), the Research Council of Norway, the Ministry of Science and Technology of the Russian Federation, and the Particle Physics and Astronomy Research Council (United Kingdom). Individuals have received support from CONACyT (Mexico), the A. P. Sloan Foundation, the Research Corporation, and the Alexander von Humboldt Foundation.

* Also with Università della Basilicata, Potenza, Italy

† Deceased

- [1] Belle Collaboration, S.K. Choi *et al.*, Phys. Rev. Lett. **91**, 262001 (2003).
- [2] CDF Collaboration, Phys. Rev. Lett. **93**, 072001 (2004)
- [3] D0 Collaboration, Phys. Rev. Lett. **93**, 162002 (2004)
- [4] BaBar Collaboration, hep-ex/0406022.
- [5] C. Quigg, in *Proceedings of the 2004 La Thuile Rencontres Results and Perspectives in Particle Physics*, edited by G. Bellettini, G. Chiarelli and M. Greco (I.N.F.N. 2004) and e-Print Archive: hep-ph/0403187; E. S. Swanson, Phys. Lett. B **598**, 197 (2004); C. Quigg, in *Proceedings of the 6th International Conference on Hyperons, Charm and Beauty Hadrons, 2004*, edited by N. Solomey (Elsevier 2004) and e-Print Archive: hep-ph/0407124.
- [6] N. Tornqvist, Phys. Lett. B **590**, 209 (2004); M. B. Voloshin, Phys. Lett. B **579**, 316 (2004); F. Close and P. Page, Phys. Lett. B **578**, 119 (2004); C.Y. Wong, Phys. Rev. C **69**, 055202 (2004); E. Braaten and M. Kusunoki,

- Phys. Rev. D **69**, 074005 (2004); E. Swanson, Phys. Lett. B **588**, 189 (2004).
- [7] F. Close and S. Godfrey, Phys. Lett. B **574**, 210 (2003).
- [8] L. Maiani, F. Piccinini, A.D. Polosa, and V. Riquer, hep-ph/0412098
- [9] E. Eichten, K. Lane, and C. Quigg, Phys. Rev. Lett. **89**, 162002 (2002); T. Barnes and S. Godfrey, Phys. Rev. D **69**, 054008 (2004).
- [10] E. Eichten, K. Lane, and C. Quigg, Phys. Rev. D **69**, 094019 (2004).
- [11] Charge conjugate reactions are included implicitly throughout.
- [12] BABAR Collaboration, B. Aubert *et al.*, Nucl. Instr. and Methods A **479**, 1 (2002).
- [13] BABAR Collaboration, B. Aubert *et al.*, Phys. Rev. D **65**, 032001 (2002).
- [14] BABAR Collaboration, B. Aubert *et al.*, Phys. Rev. D **66**, 032003 (2002).
- [15] Particle Data Group, S. Eidelman *et al.*, Phys. Lett. B **592**, 1 (2004), see section 32.2.1 for a discussion of the likelihood ratio test.
- [16] G. Punzi, “Sensitivity of searches for new signals and its optimization,” eprint physics/0308063
- [17] Belle Collaboration, K. Abe *et al.*, Phys. Rev. Lett. **87**, 161601 (2001).
- [18] The original ARGUS function is described in H. Albrecht *et al.*, Phys. Lett. B **185**, 218 (1987); Phys. Lett. B **241**, 278 (1990).
- [19] S. Pakvasa and M. Suzuki, Phys. Lett. B **579**, 67 (2004). In this reference the authors assume the relative orbital angular momentum between the J/ψ and the di-pion state is $L = 0$. This is justified for di-pion events near the kinematic upper limit.