

CP violation in $b \rightarrow c\bar{c}d$ decays at Belle

T. Aushev¹

¹*for the Belle Collaboration*

ITEP, B. Cheremushkinskaya, 25, Moscow, Russia

E-mail: aushev@itep.ru

Abstract

We report a measurement of the *CP* violation parameters in $b \rightarrow c\bar{c}d$ decays. Mixing-induced *CP* violation involving this transition is studied using a sample of $B^0 \rightarrow J/\psi\pi^0, D^{*+}D^{*-}$ and $D^{*\pm}D^\mp$ decays with a data set accumulated at the $\Upsilon(4S)$ resonance with the Belle detector at the KEKB energy-asymmetric e^+e^- collider. *CP* violation parameters are extracted from a fit to the distributions of time intervals between two B^0 meson decay vertexes.

PACS numbers: 11.30.Er, 12.15.Hh, 13.25.Hw

INTRODUCTION

In the Standard Model (SM), CP violation arises from the Kobayashi-Maskawa (KM) phase in the weak interaction quark-mixing matrix. The SM predicts CP asymmetries in the time-dependent rates for B^0 and \bar{B}^0 decays to a common CP eigenstate f_{CP} . Recent measurements of the CP violation parameter $\sin 2\phi_1$ by Belle[1] and BaBar[2] collaborations established CP violation in $B^0 \rightarrow J/\psi K_S$ and related decay modes at a level consistent with KM expectations. Comparisons between SM expectations and measurements in various modes are important to test the KM model. In particular, the CP violation in the decays, dominated by the tree $b \rightarrow c\bar{c}d$ transition, is sensitive to the same angle ϕ_1 as in the $b \rightarrow c\bar{c}s$. If other contributions to the same final state are substantial, a precision measurement of the time-dependent CP asymmetry in $b \rightarrow c\bar{c}d$ may reveal a phase that differs from ϕ_1 . One of the contribution leading to a different weak phase, is a penguin diagram, which is expected to be small in the SM. Thus, the measurements of CP asymmetries in $b \rightarrow c\bar{c}d$ transitions play an important role to probe the SM.

The analyses described here are based on 140 fb^{-1} of data, corresponding to 152 million $B\bar{B}$ pairs, collected with the Belle detector at the KEKB asymmetric energy storage rings.

STUDY OF THE $B^0 \rightarrow J/\psi\pi^0$

The details of the analysis are described in Ref.[4]. B meson candidates are identified using the beam constrained mass $M_{bc} \equiv \sqrt{E_{beam}^2 - P_B^2}$ and the energy difference $\Delta E \equiv E_B - E_{beam}$, where $E_B(P_B)$ is the energy(momentum) of the B candidate and E_{beam} is the center-of-mass (CM) beam energy. For extracting the CP asymmetry, the standard Belle tagging and vertexing procedures[1] are used. After flavor tagging and vertex reconstruction, 91 $B^0 \rightarrow J/\psi\pi^0$ candidates with $(84 \pm 11)\%$ purity are selected. ΔE and M_{bc} distributions for the candidate events are shown in Fig. 1.

In the decay chain $\Upsilon(4S) \rightarrow B^0\bar{B}^0 \rightarrow f_{CP}f_{tag}$, where one of the B meson decays at time t_{CP} to a final state f_{CP} and the other decays at time t_{tag} to a final state f_{tag} that distinguishes between B^0 and \bar{B}^0 , the decay rate has a time dependence given by[3]

$$\mathcal{P}(\Delta t) = \frac{e^{-|\Delta t|/\tau_{B^0}}}{4\tau_{B^0}} \{1 + q[S_{f_{CP}} \sin(\Delta m_d \Delta t) + C_{f_{CP}} \cos(\Delta m_d \Delta t)]\}, \quad (1)$$

where τ_{B^0} is the B^0 lifetime, Δm_d is the mass difference between the two B^0 mass eigenstates,

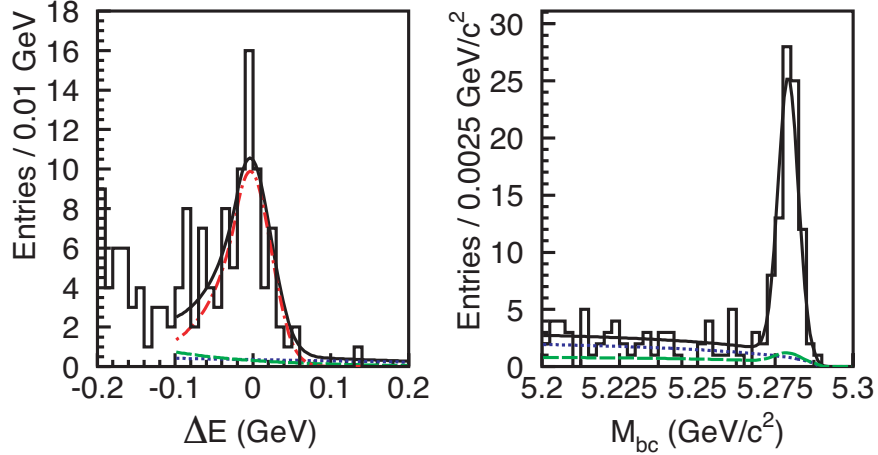


FIG. 1: ΔE and M_{bc} distributions for $B^0 \rightarrow J/\psi\pi^0$ candidates. The superimposed curves show fitted contribution from signal (dot-dashed line), $B \rightarrow J/\psi X$ background (dotted line), combinatorial background (dashed line) and the sum of all the contributions (solid line).

$\Delta t \equiv t_{CP} - t_{tag}$, and the b -flavor $q = +1(-1)$ when the tagging B meson is a $B^0(\bar{B}^0)$. In $b \rightarrow c\bar{c}d$ transition the SM predicts $S_{f_{CP}} = -\xi_f \sin 2\phi_1$ and $C_{f_{CP}} = 0$, where $\xi_f = +1(-1)$ corresponds to CP -even (-odd) final state ($\xi_f = +1$ in case of $J/\psi\pi^0$).

We determine $S_{f_{CP}}$ and $C_{f_{CP}}$ by performing an unbinned maximum-likelihood fit to the observed Δt distribution. The probability density function expected for the signal distribution is given by Eq. 1 taking into account the effect of incorrect flavor assignment and the finite vertex resolution. The fit yields CP violating parameters presented in Table I. Fig. 2 shows Δt distributions for $B \rightarrow J/\psi\pi^0$ decays tagged as B^0 and \bar{B}^0 and CP violation asymmetry.

STUDY OF THE $B^0 \rightarrow D^{*+}D^{*-}$

$B^0 \rightarrow D^{*+}D^{*-}$ meson candidates are identified using ΔE and M_{bc} variables. These distributions for the selected events are shown in Fig. 3. The fit yields 130 ± 13 signal events and the branching fraction is calculated to be $[0.81 \pm 0.08(\text{stat}) \pm 0.11(\text{syst})] \times 10^{-3}$.

In the $B^0 \rightarrow D^{*+}D^{*-}$ decay, the final state consists of S, P and D waves, corresponding to different CP eigenvalues, thus the CP violation parameters are diluted. Corresponding fractions of these final states R_0 , $R_{||}$ (CP -even) and R_{\perp} (CP -odd) are extracted from the transversity basis[5] angular analysis using $\cos\theta_1$ and $\cos\theta_{tr}$ distributions (Fig. 4). The fit

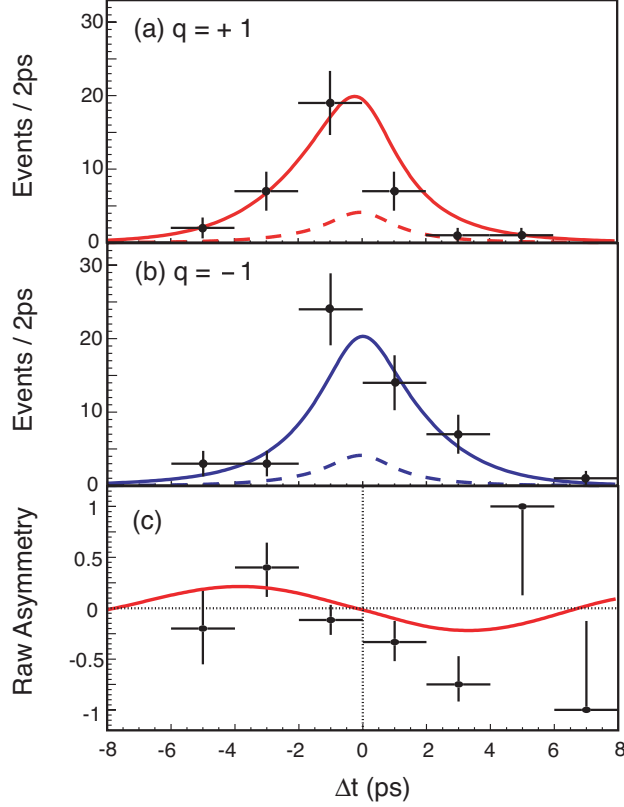


FIG. 2: The Δt distributions for a) $B^0 \rightarrow J/\psi\pi^0$ ($q = +1$) and b) $B^0 \rightarrow J/\psi\pi^0$ ($q = -1$) and the raw asymmetry c) for the good tag region. The curves show the result of the fit, and dashed curves show the background distributions.

yields $R_{\perp} = 0.19 \pm 0.08(\text{stat}) \pm 0.01(\text{syst})$ and $R_{\parallel} = 0.57 \pm 0.08(\text{stat}) \pm 0.02(\text{syst})$.

We perform a simultaneous unbinned maximum likelihood fit to the Δt , $\cos\theta_{tr}$ and $\cos\theta_1$ distributions for $B^0 \rightarrow D^{*+}D^{*-}$ candidates to measure CP violation parameters. The signal B^0 decay vertex is reconstructed by fitting D mesons momentum vectors with the constraint of the interaction region profile. The tagging probability and the B vertices determination are identical to our others CP violation analysis[1]. The fit results are presented in Table I. Fig. 5 shows the Δt distributions for $B^0 \rightarrow D^{*+}D^{*-}$ candidates and CP violation asymmetry.

STUDY OF THE $B^0 \rightarrow D^{*\pm}D^{\mp}$

Although the $D^{*\pm}D^{\mp}$ final states are not CP eigenstates, they can be produced in the decays of both B^0 and \bar{B}^0 with comparable amplitudes; the interference between amplitudes

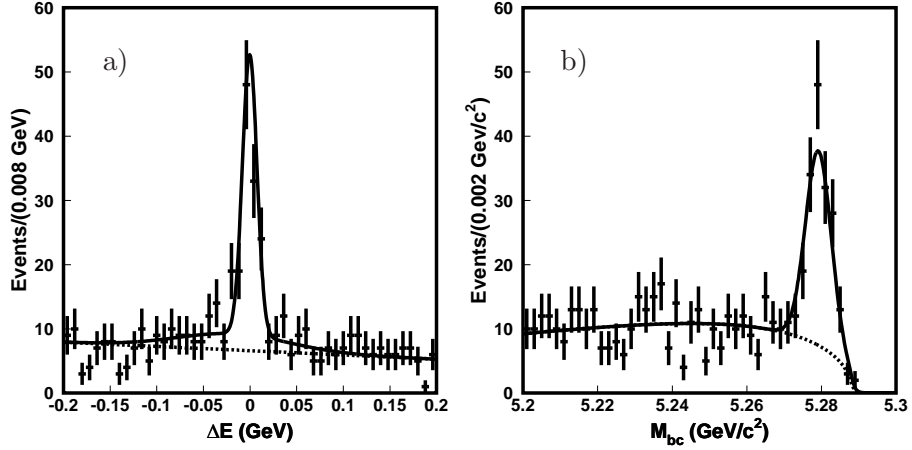


FIG. 3: a) ΔE and b) M_{bc} distributions for $B^0 \rightarrow J/\psi\pi^0$ candidates. Solid curves show the fit to signal plus background distributions, and dashed curves show the background contributions.

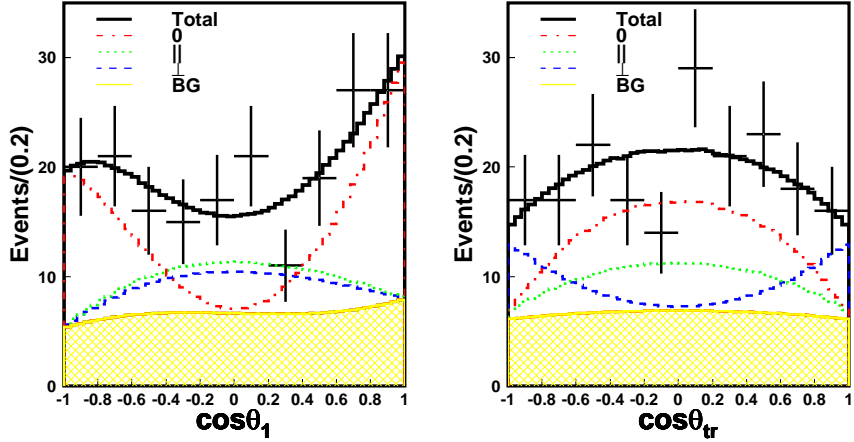


FIG. 4: The angular distributions of $B^0 \rightarrow D^{*+}D^{*-}$ candidates projected onto (left) $\cos\theta_{tr}$ and (right) $\cos\theta_1$. The solid curves show the background, the dashed-dotted lines show R_0 polarization, the dotted lines show R_{\parallel} , the dashed lines show R_{\perp} polarization.

of the direct transition and those via $B\bar{B}$ mixing results in CP violation[6]. The probability for a B meson to decay to $D^{*\pm}D^{\mp}$ at time Δt can be expressed in terms of five parameters, \mathcal{A} , S_{\pm} and C_{\pm} :

$$\mathcal{P}_{D^*D}^{\pm}(\Delta t) = (1 \pm \mathcal{A}) \frac{e^{-|\Delta t|/\tau_{B^0}}}{8\tau_{B^0}} \{1 + q[S_{\pm} \sin(\Delta m_d \Delta t) - C_{\pm} \cos(\Delta m_d \Delta t)]\}. \quad (2)$$

Here the $+$ ($-$) sign represents the $D^{*+}D^-$ ($D^{*-}D^+$) final state.

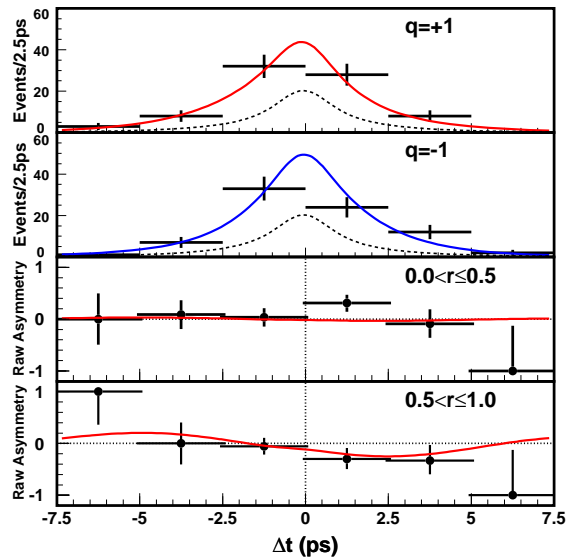


FIG. 5: The Δt distributions and the raw asymmetries for $B^0 \rightarrow D^{*+}D^{*-}$ candidates. The curves show the result of the fit, and dashed curves show the background distributions.

Two reconstruction techniques, full and partial, are used to increase the reconstruction efficiency[7]. In case of the full reconstruction, a fit to the M_{bc} distribution finds a signal yield to be 161 ± 16 events. In the partial reconstruction method the angle α between the D^- and π_{slow}^+ CMS momenta is used to identify the studied decay. In this case, we require the high momentum lepton in the event to suppress the background and provide the vertex and flavor of tagging B , while in the full reconstruction method we use the standard tagging procedures[1]. In both cases, the signal B^0 vertex is reconstructed as in $B^0 \rightarrow D^{*+}D^{*-}$ analysis. The fit to $\cos \alpha$ distribution yields 137 ± 39 signal events, in good agreement with those expected from the full reconstruction analysis. Fig. 6 shows the signal distributions for selected candidates.

The Δt distributions after background subtraction are shown in Fig. 7 a) and b) for the full and partial reconstruction methods, respectively. The fit results are summarized in the Table I.

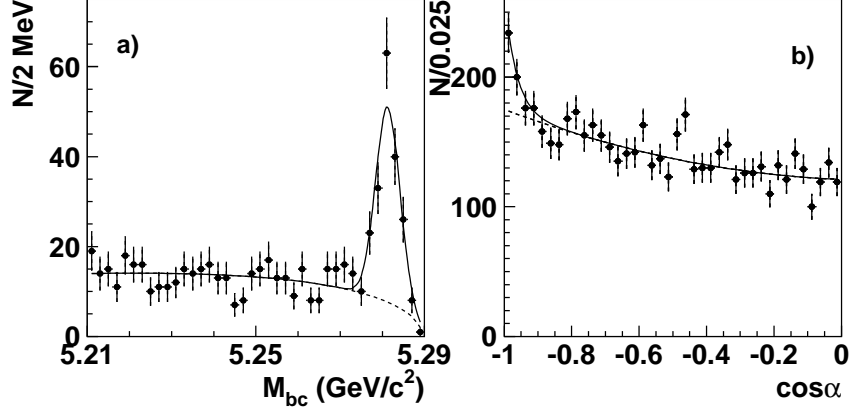


FIG. 6: a) M_{bc} and b) $\cos\alpha$ distributions of $B^0 \rightarrow D^{*\pm}D^\mp$ candidates for the full and partial reconstruction methods, respectively.

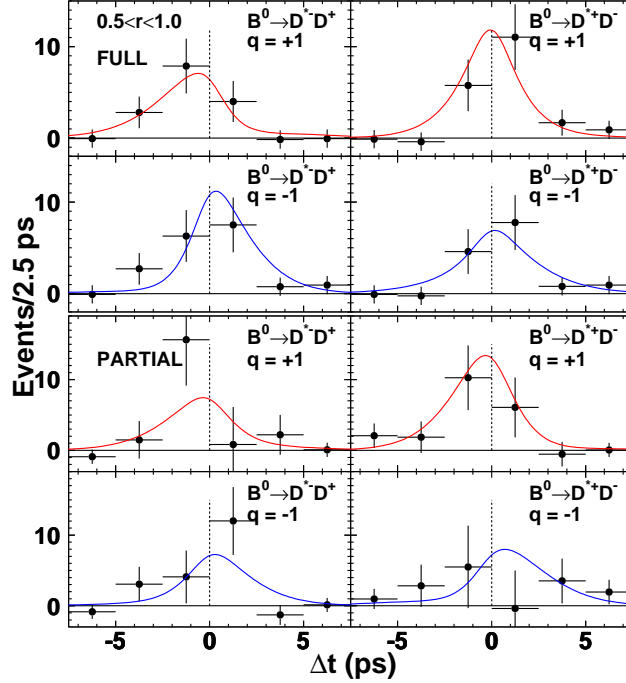


FIG. 7: Background subtracted Δt distributions in the full and partial reconstruction methods. The curves show the result of the fits.

SUMMARY

We measured CP violation parameters in the $B^0 \rightarrow J/\psi\pi^0, D^{*+}D^{*-}$ and $D^{*\pm}D^\mp$ decays. The results of these measurements are presented in the Table I, which are consistent with the expectations from the SM. We also report the measurement of the branching fraction

and the polarization parameters for the $B^0 \rightarrow D^{*+}D^{*-}$ decay mode.

TABLE I: The summary for the CP violating parameters measurement.

	$B^0 \rightarrow J/\psi\pi^0$	$B^0 \rightarrow D^{*+}D^{*-}$	$B^0 \rightarrow D^{*\pm}D^\mp$	
			\mathcal{A}	$+0.07 \pm 0.08 \pm 0.04$
$S_{f_{CP}}$	$-0.72 \pm 0.42 \pm 0.09$	$-0.75 \pm 0.56 \pm 0.12$	S_-	$-0.96 \pm 0.43 \pm 0.12$
			S_+	$-0.55 \pm 0.39 \pm 0.12$
$C_{f_{CP}}$	$-0.01 \pm 0.29 \pm 0.03$	$-0.26 \pm 0.26 \pm 0.04$	C_-	$+0.23 \pm 0.25 \pm 0.07$
			C_+	$-0.37 \pm 0.22 \pm 0.07$

This work is partially supported by Russian grant SS551722.2003.

-
- [1] K. Abe *et al.* (Belle Collaboration), Phys. Rev. Lett. **87**, 091802 (2001); Phys. Rev. **D66**, 032007 (2002); Phys. Rev. **D66**, 071102 (2002).
 - [2] B. Aubert *et al.* (BaBar Collaboration), Phys. Rev. Lett. **87**, 091801 (2001); Phys. Rev. **D66**, 032003 (2002); Phys. Rev. Lett. **89**, 201802 (2002).
 - [3] I.I. Bigi, V.A. Khoze, N.G. Uraltsev, and A.I. Sanda, “ CP Violation”, 175 (1989).
 - [4] S.U. Kataoka *et al.* (Belle Collaboration), submitted to PRL, hep-ex/0408105.
 - [5] I. Dunietz, H.R. Quinn, A. Snyder, W. Toki and H.J. Lipkin, Phys. Rev. **D43**, 2193 (1991).
 - [6] R. Aleksan *et al.*, Phys. Lett. **B317**, 173 (1993).
 - [7] T. Aushev *et al.* (Belle Collaboration), submitted to PRL, hep-ex/0408051.