

CKM Phase Measurements

Sergey Ganzhur,
DSM/Daphnia, CEA/Saclay, F-91191 Gif-sur-Yvette, France
e-mail:ganzhur@hep.saclay.cea.fr

Abstract

Recent experimental results on CP violation in the B sector from *BABAR* and *BELLE*, experiments at asymmetric e^+e^- B -Factories, are summarized in these proceedings. The constraint on the position of the apex of the unitary triangle, obtained from these measurements allows a test of the CKM interpretation of CP violation in the Standard Model.

Introduction

The violation of CP symmetry is a fundamental property of Nature which plays a key role in the understanding of the evolution of the Universe. The Cabibbo-Kobayashi-Maskawa (CKM) quark-mixing matrix [1] is a source of CP violation in the Standard Model (SM) and is under experimental investigation aimed over constraining its parameters. A crucial part of this program is the measurement of the three angles

$$\begin{aligned}\alpha(\phi_2) &= \arg(-V_{td}V_{tb}^*/V_{ud}V_{ub}^*) \\ \beta(\phi_1) &= \arg(-V_{cd}V_{cb}^*/V_{td}V_{tb}^*) \\ \gamma(\phi_3) &= \arg(-V_{ud}V_{ub}^*/V_{cd}V_{cb}^*)\end{aligned}$$

of the unitary triangle (UT), which represents the unitarity of the CKM matrix. These angles can be extracted from the measured time-dependent CP asymmetry in the different neutral B decay channels. The independent measurements of α , β and γ allows us to verify the unitary relation ($\alpha + \beta + \gamma = \pi$), resolve the several-fold ambiguity on the angles which usually arises from one single measurement, and search for New Physics (NP), comparing magnitudes of the same angle measured with modes dominated by either tree or penguin amplitudes [2].

The apex $(\bar{\rho}, \bar{\eta})$ [3] of the UT is already constrained from measurements which are not involve the CP violation in the B meson system. From the measured amplitudes of the CKM matrix elements, the mixing frequency of the B_d and B_s mesons, and the magnitude of indirect CP violation in the kaon system, one obtains a 95% confidence interval for the UT angles [4]:

$$\begin{aligned}20.2^\circ &< \beta < 26.0^\circ \\ 77^\circ &< \alpha < 120^\circ \\ 39^\circ &< \gamma < 80^\circ\end{aligned}$$

Figure 1 shows the constraint in the $(\bar{\rho}, \bar{\eta})$ plane obtained from such a fit. Thus, the direct measurement of the unitary angles in B meson decays will allow us to check the CKM interpretation of the CP violation phenomenon in the SM.

1 Status of the B-Factories

It is fair to say that most of CP violation measurements in B meson decays are coming from e^+e^- energy-asymmetric machines (B-Factories). There are two B-Factories, PEP-II at SLAC (USA) and KEKB at KEK (Japan). Thanks to a recently incorporated technical feature known as “trickle” injection, both achieved luminosities of order $10^{34} \text{ cm}^{-2}\text{s}^{-1}$. Two similar asymmetric detectors, *BABAR* [5] and *BELLE* [6] operated at PEP-II and KEKB, respectively, measure charged tracks by a combination of a silicon vertex detector and a drift chamber embedded in a 1.5 T solenoidal magnetic field. A ring-imaging Cherenkov detector (DIRC) is used for charged particle identification in *BABAR* while *BELLE* uses aerogel cherenkov counters (ACC) and a time-of-flight system. Both detectors use a CsI(Tl) electromagnetic calorimeter (EMC) to detect photons and identify electrons. The detectors are also equipped with muon chambers to identify muons and

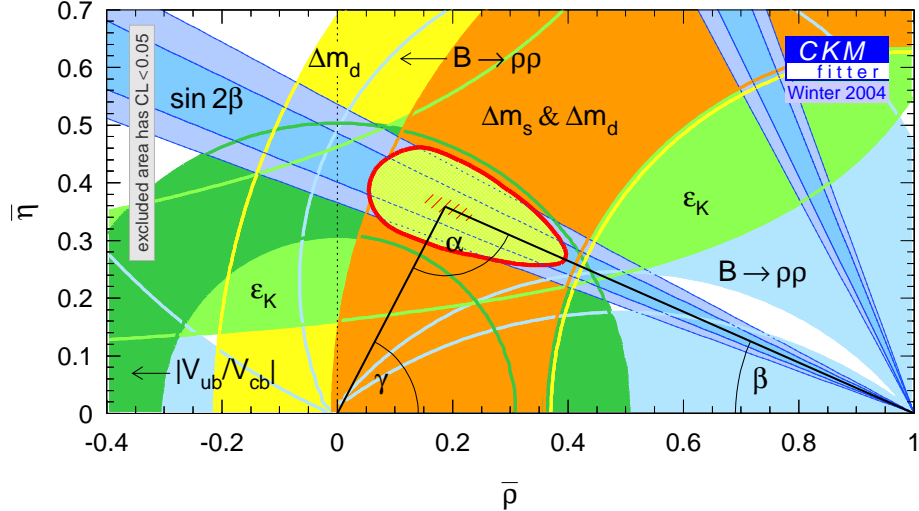


Figure 1: Confidence levels in the complex $(\bar{\rho}, \bar{\eta})$ plane obtained from the global fit. The constraint from the world average $\sin(2\beta)/(\phi_1)$ is not included in the fit and is overlaid.

reconstruct K_L^0 mesons. The key performances of the two experiments are summarized in the following table:

Experiment	Peak Lum.	Best month	Analyzed data sample
<i>BABAR</i>	$8.8 \times 10^{33} \text{ cm}^2\text{s}^{-1}$	15.4 fb^{-1}	115 fb^{-1} (123 M $B\bar{B}$ pairs)
<i>BELLE</i>	$13.0 \times 10^{33} \text{ cm}^2\text{s}^{-1}$	22.7 fb^{-1}	140 fb^{-1} (152 M $B\bar{B}$ pairs)

2 Experimental aspects

e^+e^- collisions at the $\Upsilon(4S)$ resonance is a way to produce $B\bar{B}$ pairs in a coherent state. Due to limited phase space, the B mesons from $\Upsilon(4S)$ are produced almost at rest in the center-of-mass (CM) frame. That is why the beam energies are different in order to boost the produced B mesons with a $\beta\gamma = 0.56(0.43)$ for *BABAR* (*BELLE*). This enables the measurement of the time-dependent CP asymmetry in the decays of neutral B mesons. The method is described in details elsewhere in [2].

The time-dependent CP asymmetry is obtained by measuring the proper time difference Δt between a fully reconstructed neutral B meson (B_{cp}) decaying into a given final state, and the partially reconstructed recoil B meson (B_{tag}). The asymmetry in the decay rate $f_+(f_-)$ when the tagging meson is a B^0 (\bar{B}^0) is given as

$$f_{\pm}(\Delta t) = \frac{e^{-|\Delta t|/\tau_{B^0}}}{4\tau_{B^0}} [1 \pm S \sin(\Delta m_d \Delta t) \mp C \cos(\Delta m_d \Delta t)], \quad (1)$$

where τ_{B^0} is the B^0 lifetime and Δm_d is the $B^0-\bar{B}^0$ mixing frequency. The parameters C and S describe the magnitude of CP violation in the decay and in the interference between decay and mixing (mixing-induced), respectively. We expect $C = 0$ in the case of a single dominant decay amplitude, because the direct CP violation requires at least two comparable amplitudes with

Mode	<i>BABAR</i> ($88 \times 10^6 B\bar{B}$)	<i>BELLE</i> ($152 \times 10^6 B\bar{B}$)
$J\psi K_S^0(K_S^0 \rightarrow \pi^+\pi^-)$	0.82 ± 0.08	0.67 ± 0.08
$J\psi K_S^0(K_S^0 \rightarrow \pi^0\pi^0)$	0.39 ± 0.24	0.72 ± 0.20
$\psi(2S)K_S^0(K_S^0 \rightarrow \pi^+\pi^-)$	0.69 ± 0.24	0.89 ± 0.20
$\chi_{c1}K_S^0$	1.01 ± 0.40	1.54 ± 0.49
$\eta_c K_S^0$	0.59 ± 0.32	1.32 ± 0.29
All with $\eta_f = -1$	0.76 ± 0.07	0.73 ± 0.06
$J\psi K_L^0$	0.72 ± 0.16	0.80 ± 0.13
$J\psi K^{*0}(K^{*0} \rightarrow K_S^0\pi^0)$	0.22 ± 0.52	0.10 ± 0.45
All charmonium modes	$0.74 \pm 0.07 \pm 0.03$	$0.73 \pm 0.06 \pm 0.03$

Table 1: The CP asymmetry ($\sin 2\beta$) measured in the different charmonium decay channels.

different CP violating phases, while S is linked to the CKM phases, e.g. $B^0 \rightarrow J/\psi K_S^0$. Presence of more than one decay amplitudes can lead to $C \neq 0$ and a non trivial relation of S with unitary angles, e.g. $B^0 \rightarrow \pi^+\pi^-$.

3 CKM phase $\beta/(\phi_1)$

3.1 Charmonium modes

The observation of CP violation in the B^0 system has been reported in 2000 by *BABAR* and *BELLE* collaborations. New precise measurements of $\sin 2\beta$ with a set of charmonium modes similar to the gold plated $J/\psi K_S^0$ decay channel were reported in [7, 8]. The data sample of 88 (152) millions $B\bar{B}$ pairs has been used by *BABAR* (*BELLE*) to fully reconstruct a sample of neutral B mesons decaying into CP eigenstates such as $J/\psi K_S^0$, $\psi(2S)K_S^0$, $\chi_{c1}K_S^0$, $\eta_c K_S^0$ (CP -odd) and $J/\psi K_L^0$ (CP -even) as well as vector-vector final state $J/\psi K^*$ which represents a mixture of CP -even and CP -odd states ¹. The obtained results are summarized in Table 1, where the two experiments are in good agreement within experimental errors. It is interesting to note that the statistical error is still dominant. The average of the two experiments [10]

$$\sin 2\beta = 0.739 \pm 0.049 \quad (2)$$

is in a good agreement with Standard Model predictions. Figure 2 shows the B mass (or energy difference) and time distributions for B^0 and \bar{B}^0 CP -even and CP -odd and the raw asymmetry $A_{CP} = (f_+ - f_-)/(f_+ + f_-)$ as a function of Δt .

The two vector final state $J/\psi K^*$ can also be used to measure the sign and magnitude of $\cos 2\beta$. Knowledge of the $\cos 2\beta$ sign allows us to reduce the four-fold ambiguity in the β angle. The simultaneous time-dependent and angular analysis for this decay channel obtained by *BABAR* where the $\sin 2\beta$ is fixed to the world average value (2) favors a positive sign for $\cos 2\beta$ [11]:

$$\cos 2\beta = +2.72_{-0.79}^{+0.50}(stat) \pm 0.27(syst)$$

¹The angular analysis is required to determine the fraction of CP -even eigenstate [9]

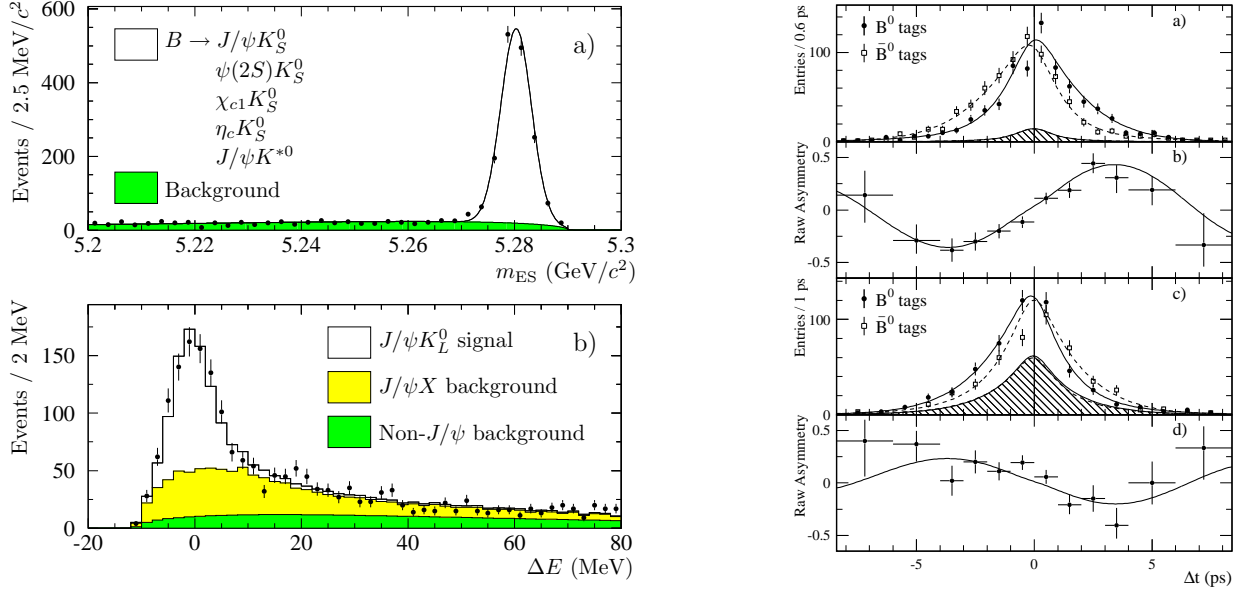


Figure 2: Distributions for B_{cp} candidates: a) beam energy constrained mass for $\eta_f = -1$ decay modes and b) energy difference for $n_f = +1$ $J/\psi K_L^0$ (left). Number of B candidates as function of Δt for $n_f = -1$ (a) and $J/\psi K_L^0$ (c) modes (right). The raw asymmetry as function of Δt for $n_f = -1$ (b) and $n_f = +1$ $J/\psi K_L^0$ (d) modes (right). The plots are from *BABAR*.

3.2 Penguin dominated modes

In the SM decays like $B^0 \rightarrow \phi K_S^0$ are dominated by the $b \rightarrow s\bar{s}s$ gluonic penguin diagrams shown in Figure 3. We expect $C = 0$ in the SM because there is only one dominant decay mechanism. Since ϕK_S^0 decays proceed through a CP -odd final state, we expect $S = \sin 2\beta$. The other contributions in the SM which can deviate the measured asymmetry from $\sin 2\beta$ are rather small and range from several percents for ϕK_S^0 to some tens percents for others [12]. However, contributions from physics beyond the Standard Model (NP), could invalidate these predictions [13]. Since $b \rightarrow s\bar{s}s$ decays involve one-loop transitions, they are especially sensitive to such contributions. Figure 4 shows the beam-energy constrained mass distributions for the three modes: $\phi K_S^0, K^+ K^- K_S^0, \eta' K_S^0$, obtained by *BELLE*. Clear peaks at the B mass demonstrate the ability to reconstruct modes with relatively small branching fractions of the order of $\sim 10^{-4}$ [14].

The *BELLE* CP violation result obtained with about 152 M $B\bar{B}$ pairs indicates a deviation from the $\sin 2\beta$ value obtained with charmonium modes of about 3.5σ :

$$S_{\phi K^0} = -0.96 \pm 0.50(stat)_{-0.11}^{+0.09}(syst)$$

Figure 4 also shows the raw asymmetry for such a mode with the SM expectation overlaid. The *BABAR* results obtained with a similar data sample [15]

$$S_{\phi K^0} = +0.47 \pm 0.34(stat)_{-0.06}^{+0.08}(syst),$$

is consistent with $\sin 2\beta$. In addition to ϕK_S^0 this result includes the CP asymmetry measured with CP -even ϕK_L^0 decay mode. However, the two experiments are in marginal agreement within

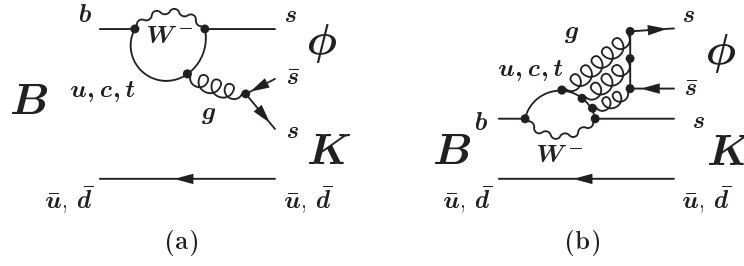


Figure 3: Example of quark level diagrams for $B \rightarrow \phi K$

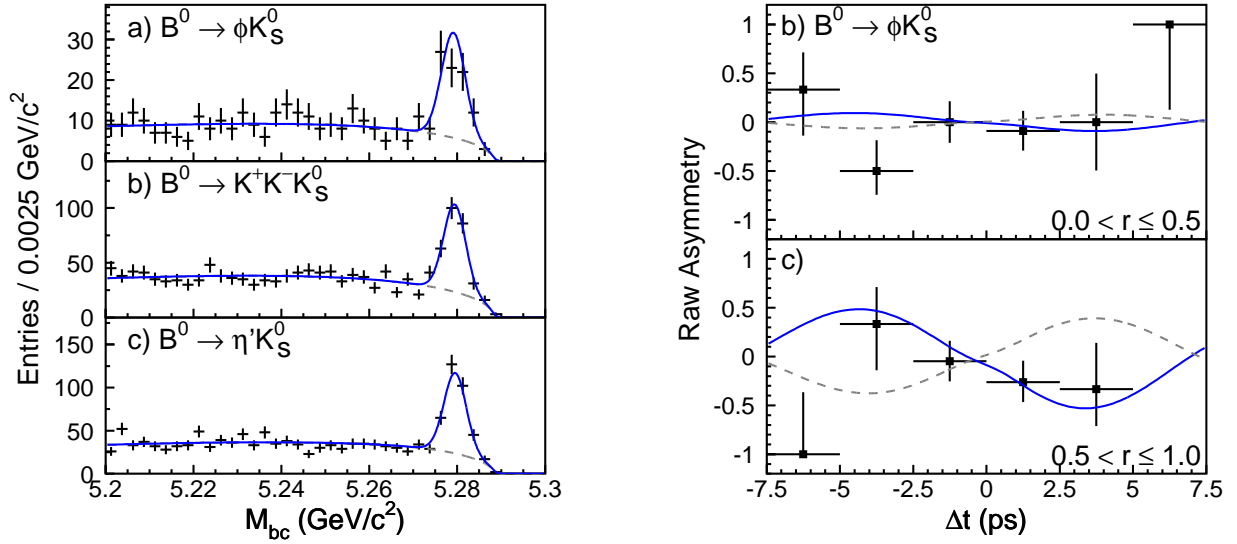


Figure 4: The beam-energy constrained mass distributions for three penguin dominated modes: $\phi K_S^0, K^+ K^- K_S^0, \eta' K_S^0$ (left) and the raw asymmetry for ϕK_S^0 decay (right) mode measured by *BELLE*

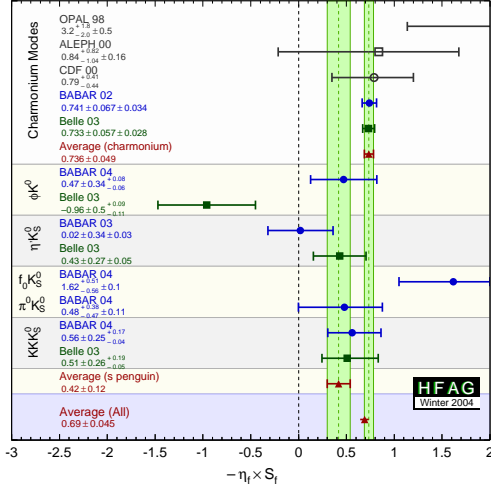


Figure 5: Compilation of the results for $-\eta_f \times S$

experimental errors for this decay.²

A more accurate CP violation measurement can be made using all decays to KKK_S^0 that do not contain a ϕ meson. This sample is several times larger than the sample of ϕK_S^0 , but the CP content of the final state is not known. The CP content can be determined from isospin symmetry assumptions and measured branching fractions of KKK_S^0 and $KK_S^0 K_S^0$ decays. Using this approach [17] one observes that the CP -even state is strongly dominating decay channel ($f_{even} = 0.98 \pm 0.15 \pm 0.04$). It is fortunate because it maximizes the experimental sensitivity on CP violation. Two results reported in [14, 18]

$$\begin{aligned}
 -S_{KKK_S^0} &= +0.51 \pm 0.26(stat) \pm 0.05_{-0.00}^{+0.18}(syst) (BELLE) \\
 -S_{KKK_S^0} &= +0.57 \pm 0.26(stat) \pm 0.04_{-0.00}^{+0.17}(syst) (BABAR)
 \end{aligned}$$

are in a good agreement with the SM expectation.

Figure 5 summarizes the measured CP asymmetry relevant to $\sin 2\beta$ for the charmonium and penguin dominated modes [10]. The 2.4σ difference in average between the two types of decays does not allow us to state whether it is or is not an effect of NP. It is important to continue this study to improve the experimental uncertainty until it is resolved.

4 CKM phase $\alpha(\phi_2)$

In contrast to the theoretically clean measurements of $\sin 2\beta$ with charmonium final states, the extraction of $\sin 2\alpha$ is complicated by the presence of tree and gluonic penguin amplitudes in modes like $B \rightarrow hh$, where $h = \pi, \rho$. Neutral B decays to the CP eigenstate $\pi^+ \pi^-$ can exhibit mixing-induced CP violation through interference between decays with and without $B^0 - \bar{B}^0$ mixing, and direct CP violation through interference between the $b \rightarrow u$ tree and $b \rightarrow d$ penguin decay processes shown in Figure 6. Both effects are observable in the time evolution of the asymmetry

²The recent results presented in [16] solves this problem. The two results are now in good agreement.

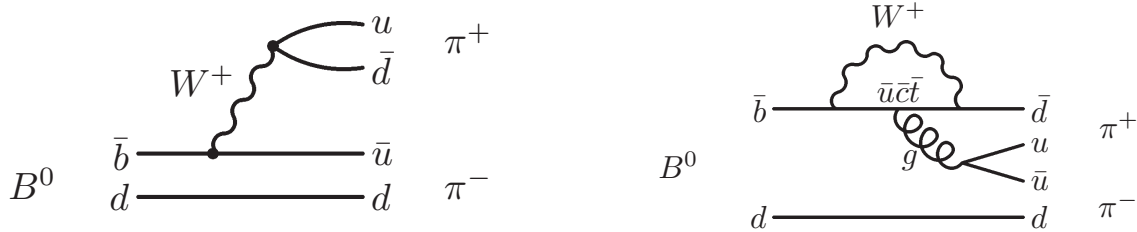


Figure 6: Tree (left) and gluonic penguin (right) diagrams contributing to the process $B \rightarrow \pi\pi$

Parameter	<i>BABAR</i> (123 M BB)	<i>BELLE</i> (152 M BB)
$S_{\pi\pi}$	$-0.40 \pm 0.22(stat) \pm 0.03(syst)$	$-1.00 \pm 0.21(stat) \pm 0.07(syst)$
$C_{\pi\pi}$	$-0.19 \pm 0.19(stat) \pm 0.05(syst)$	$-0.58 \pm 0.15(stat) \pm 0.07(syst)$
$\rho(S, C)$	-0.02	-0.29

Table 2: Results on CP violation measurements in $B^0, \bar{B}^0 \rightarrow \pi^+\pi^-$. $\rho(S, C)$ is the correlation coefficient between C and S in the likelihood function.

between B^0 and \bar{B}^0 decays to $\pi^+\pi^-$, where the interference between decay and mixing leads to a sine oscillation with amplitude $S_{\pi\pi}$ and direct CP violation leads to a cosine oscillation with amplitude $C_{\pi\pi}$. In the absence of the penguin process, $C_{\pi\pi} = 0$ and $S_{\pi\pi} = \sin 2\alpha$. While significant tree-penguin interference leads to $C_{\pi\pi} \neq 0$ and $S_{\pi\pi} = \sqrt{1 - C_{\pi\pi}^2} \sin 2\alpha_{\text{eff}}$. The presence of loop (penguin) contributions introduces additional phases which can shift the experimentally measurable parameter α_{eff} away from the value of α . The difference between α_{eff} and α can be determined from a model-independent analysis using the isospin-related decays $B^\pm \rightarrow \pi^\pm\pi^0$ and $B^0, \bar{B}^0 \rightarrow \pi^0\pi^0$ [19].

Results on CP violation in $B^0, \bar{B}^0 \rightarrow \pi^+\pi^-$ decay mode are summarized in Table 4 taken from Ref.[20, 21]. The *BELLE* experiment rules out the CP -conserving case, $S_{\pi\pi} = C_{\pi\pi} = 0$ at the 5.2σ level. It also finds evidence of direct CP violation with a significance of 3.2σ . The *BABAR* collaboration does not confirm the observation of large CP violation in this decay channel reported by *BELLE*. However, the two results are in agreement within experimental errors.

The difference between the measured α_{eff} and α is evaluated using measurements of the isospin-related decay $B^0, \bar{B}^0 \rightarrow \pi^0\pi^0$. The observation of this decay, 4.2σ significance, by the *BABAR* collaboration (Figure 7 (left)) with relatively large branching fraction [22] demonstrates a large gluonic penguin contribution in this mode. However, this leads to essential difficulties for α extraction with $B \rightarrow \pi\pi$ decays.

Figure 7 (right) shows a two-dimensional 68% and 95% C.L. for the experimental results in the (C, S) plane. For comparison, the colored regions show the 95% C.L. obtained from the isospin analysis, the $SU(3)$ $B^+ \rightarrow K^0\pi^+$ decay, and QCD factorization prediction. Large negative correlation between S and C observed in *BELLE* reflects the shape of the confidence region. One can state that experimental results are consistent with isospin symmetry prediction, where knowledge of $\mathcal{B}(B^0 \rightarrow \pi^0\pi^0)$ is still a dominant uncertainty.

The measurement of the $B^\pm \rightarrow \rho^\pm\rho^0$ branching fraction and the upper limit for $B^0 \rightarrow \rho^0\rho^0$ [23] indicate small penguin contribution to the $B \rightarrow \rho\rho$ decay. Higher branching fraction and smaller shift of the measured parameters α_{eff} from α comparing to $B^0, \bar{B}^0 \rightarrow \pi^+\pi^-$ makes $B^0, \bar{B}^0 \rightarrow \rho^+\rho^-$ decays more attractive for the extraction of the CKM angle α . It is also fortunate for the sensitivity

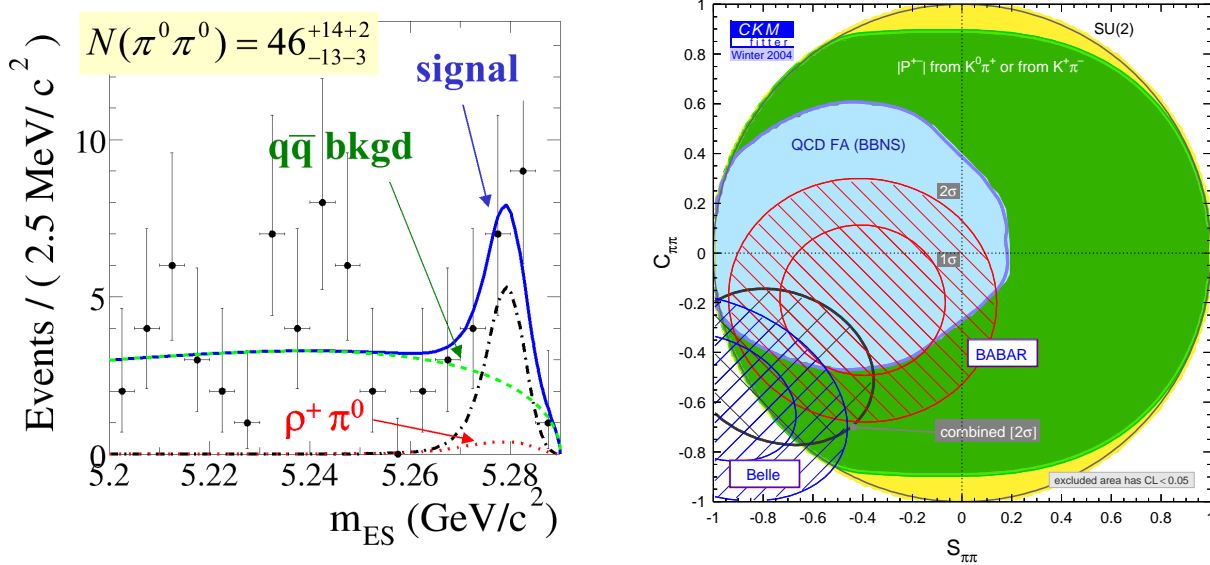


Figure 7: The observation of $B^0, \bar{B}^0 \rightarrow \pi^0 \pi^0$ decay by *BABAR* (left). The 1σ and 2σ contours for the *BABAR* and *BELLE* in (C, S) plane obtained for $B^0, \bar{B}^0 \rightarrow \pi^+ \pi^-$ decay (right).

to α that this two-vector final state is almost longitudinally polarized as it was measured in [24] with an angular analysis.

Figure 4 shows the B mass distribution for the reconstructed $\rho^+ \rho^-$ candidates [25]. The B candidates associated with only lepton tag, which provides the best signal-to-background ratio, are also shown. A clear peak at B^0 mass allows one to measure polarization and CP asymmetry. The new *BABAR* result for $B^0, \bar{B}^0 \rightarrow \rho^+ \rho^-$ decay, obtained with 123 million $B\bar{B}$ pairs is the following:

$$\begin{aligned}
 f_L &= 1.00 \pm 0.02(stat)^{+0.04}_{-0.03}(syst) \\
 C_{long} &= -0.23 \pm 0.24(stat) \pm 0.14(syst) \\
 S_{long} &= -0.19 \pm 0.33(stat) \pm 0.11(syst)
 \end{aligned}$$

Ignoring the possible non-resonant contributions, interference, $I=1$ amplitudes and assuming isospin symmetry, by using the experimental data on $\mathcal{B}(B^0 \rightarrow \rho^0 \rho^0)$, one can relate the CP parameters S_{long} and C_{long} to the CKM angle α up to a four-fold ambiguity. Selecting the solution closest to the CKM best fit average [4], this corresponds to

$$\alpha = 96^\circ \pm 10^\circ(stat) \pm 4^\circ(syst) \pm 13^\circ(peng)$$

where the last error is the additional contribution from penguins that is bounded at $< 13^\circ$ (68.3% C.L.)

Figure 4 (right) shows the constraint on α from the $\pi\pi$ and the $\rho\rho$ systems. *BABAR* and *BELLE* average branching fractions, polarization in $\rho\rho$ (including the limit on $\rho^0 \rho^0$, for which the polarization is unknown) and asymmetry C and S measurements are used to perform the Gronau-London isospin analysis. One can conclude that $\rho\rho$ system provides the most precise constraint on α , where the knowledge of penguin pollution is dominant.

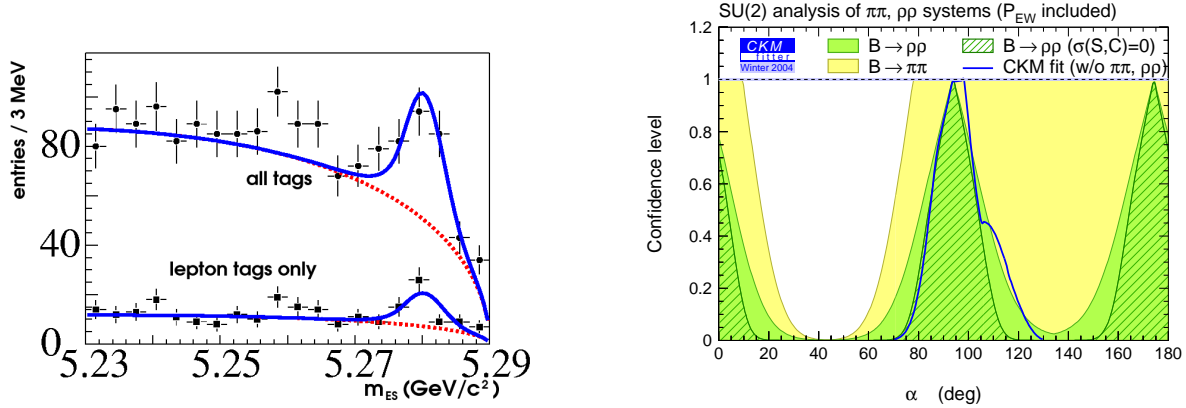


Figure 8: The B mass distribution for the $B^0 \rightarrow \rho^+ \rho^-$ decay (left). Constrained on α obtained from the $\pi\pi$ and the $\rho\rho$ systems (right). The constraint assuming infinite precision for C_{long} and S_{long} is also shown. The plots are from BABAR.

5 CKM phase $\gamma(\phi_3)$

Decays of B_d mesons relevant to the CKM phase γ show either small CP asymmetry ($B \rightarrow D^{(*)}\pi$) or branching fractions ($B \rightarrow D^{(*)}K$). This produces essential difficulties for this measurement, where most of analyses are model dependent. That is why future experiments at Hadron Colliders are attractive for they will have access to the physics of the B_s mesons.

5.1 CP asymmetry with $B^0 \rightarrow D^{(*)}\mp\pi^\pm$

The decay modes $B^0 \rightarrow D^{(*)}\mp\pi^\pm$ have been proposed to measure $\sin(2\beta + \gamma)$ [26]. In the Standard Model the decays $B^0 \rightarrow D^{(*)+}\pi^-$ and $\bar{B}^0 \rightarrow D^{(*)+}\pi^-$ proceed through the $\bar{b} \rightarrow \bar{u}cd$ and $b \rightarrow c$ amplitudes A_u and A_c , respectively. The relative weak phase between these two amplitudes is γ . When combined with $B^0\bar{B}^0$ mixing, this yields a weak phase difference of $2\beta + \gamma$ between the interfering amplitudes. The decay rate distribution for $B \rightarrow D^{(*)}\pi$ is described by an equation similar to (1), where the parameters C and S are given by

$$C \equiv \frac{1 - r^{(*)2}}{1 + r^{(*)2}}, \quad S^\pm \equiv \frac{2r^{(*)}}{1 + r^{(*)2}} \sin(2\beta + \gamma \pm \delta^{(*)}).$$

Here $\delta^{(*)}$ is the strong phase difference between A_u and A_c and $r^{(*)} \equiv |A_u/A_c|$. Since A_u is doubly CKM-suppressed with respect to A_c , one expects $r^{(*)}$ to be small of order 2%. Due to the small value of $r^{(*)}$, large data samples are required for a statistically significant measurement of S .

Two different analysis techniques, full reconstruction and partial reconstruction were used for the $\sin(2\beta + \gamma)$ measurement with $B^0 \rightarrow D^{(*)}\mp\pi^\pm$.

In the partial reconstruction of a $B^0 \rightarrow D^{(*)}\mp\pi^\pm$ candidate, only the hard (high-momentum) pion track π_h from the B decay and the soft (low-momentum) pion track π_s from the decay $D^{*-} \rightarrow \bar{D}^0\pi_s^-$ are used. Applying kinematic constraints consistent with the signal decay mode, the four-momentum of the non-reconstructed, “missing” D is calculated. Signal events are peaked in the m_{miss} distribution at the nominal D^0 mass. This method eliminates the efficiency loss associated

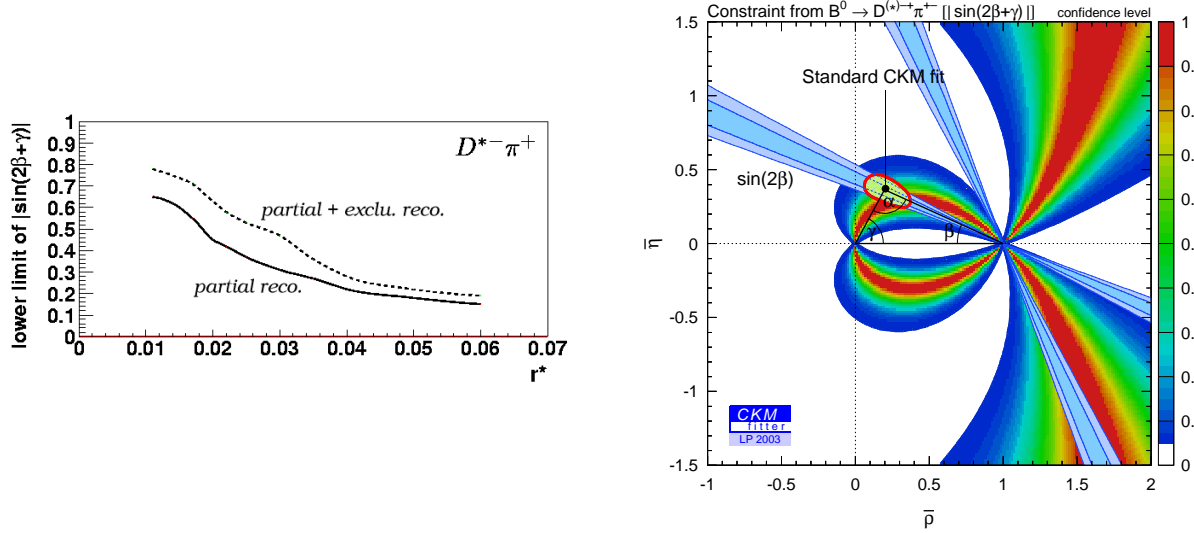


Figure 9: 95% C.L. lower limit on $|\sin(2\beta + \gamma)|$ as a function of r^* with *BABAR* (left). The solid curve corresponds to the partial reconstruction analysis; the dashed curve includes the results of full reconstruction for $B^0 \rightarrow D^{*\mp}\pi^\pm$ only. Probability contours (right) for the position of the apex of the unitary triangle based on the $B^0 \rightarrow D^{(*)\mp}\pi^\pm$ decays.

with the neutral D meson reconstruction. The CP asymmetry independent on the assumption on r^* measured with this technique by *BABARis* [27]

$$2r^* \sin(2\beta + \gamma) \cos \delta^* = -0.063 \pm 0.024 \pm 0.014$$

This measurement deviates from zero by 2.3 standard deviations. Both *BABAR* and *BELLE* also use the full reconstruction technique [28, 29] to extract the $\sin(2\beta + \gamma)$ value.

Two methods for interpreting these results in terms of constraints on $|\sin(2\beta + \gamma)|$ are used. Both methods involve minimizing a χ^2 function that is symmetric under the exchange $\sin(2\beta + \gamma) \rightarrow -\sin(2\beta + \gamma)$, and applying the method of Ref. [30]. In the first interpretation method, no assumption regarding the value of r^* is made. The resulting 95% lower limit for the mode $B^0 \rightarrow D^{*\mp}\pi^\pm$ is shown as a function of r^* in Figure 5.1 (left). The second interpretation assumes that $r^{(*)}$ can be estimated from the Cabibbo angle, the ratio of branching fractions $\mathcal{B}(B^0 \rightarrow D_s^{(*)+}\pi^-)/\mathcal{B}(B^0 \rightarrow D_s^{(*)-}\pi^+)$, and the ratio of decay constants $f_{D^*}/f_{D_s^*}$. This method yields the limits [27] $|\sin(2\beta + \gamma)| > 0.87$ at 68% C.L. and $|\sin(2\beta + \gamma)| > 0.58$ at 95% C.L. $|\sin(2\beta + \gamma)| = 0$ is excluded at 99.4 % C.L.

5.2 γ extraction with $B \rightarrow D^{(*)}K$

Several proposed methods for measuring γ exploit the interference between $B^- \rightarrow D^0 K^-$ and $B^- \rightarrow \bar{D}^0 K^-$, which occurs when D^0 and \bar{D}^0 decay into the same final state f . These methods are the following:

$f = K^+ \pi^-$ - CKM-suppressed (DCS) for D^0 and Cabibbo favored for \bar{D}^0 (ADS) [31];

$f = \pi^+ \pi^-, K^+ K^-, K_s^0 \pi^0$ - CP eigenstate (GLW) [32];

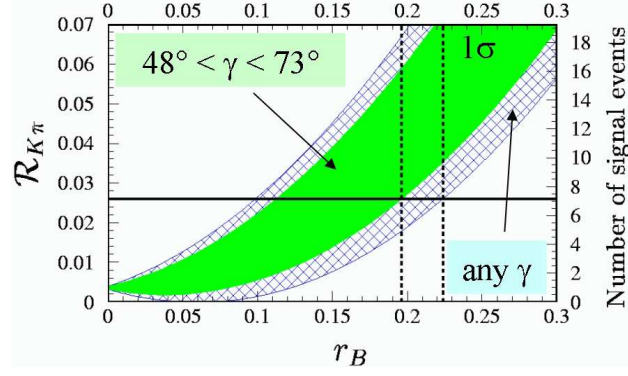


Figure 10: Expectation on $R_{K\pi}$ and N_{sig} versus r_B obtained with *BABAR* [34].

$f = K_S^0 \pi^+ \pi^-$ - 3-body Dalitz plot analysis [33].

Theoretically clean measurements of the angle γ can be obtained with ADS and GLW methods, while the Dalitz plot analysis relies on D^0 decay model.

The ADS method allows us to determine how large the suppression of $b \rightarrow u$ amplitude is. Assuming no CP violation in D meson decays, the measured quantity

$$R_{K\pi} = \frac{1}{2} R_{K\pi}^+ + R_{K\pi}^- = r_B^2 + r_D^2 + 2r_B r_D \cos \gamma \cos(\delta_B + \delta_D), \quad R_{K\pi}^\pm \equiv \frac{\Gamma([K^\mp \pi^\pm]_D K^\pm)}{\Gamma([K^\pm \pi^\mp]_D K^\pm)}$$

where $r_B \equiv \frac{|A(B^- \rightarrow \bar{D}^0 K^-)|}{|A(B^- \rightarrow D^0 K^-)|} \simeq 0.2$, $r_D \equiv \frac{|A(D^0 \rightarrow K^+ \pi^-)|}{|A(D^0 \rightarrow K^- \pi^+)|} = 0.060 \pm 0.003$ can be used to constraint γ . The analysis performed with 123 million $B\bar{B}$ pairs yields $N_{sig.} = 1.1 \pm 3.0$ signal ($B^+ \rightarrow [K^- \pi^+]_D K^+$) candidates [34]. This allows one to calculate the Bayesian limit $R_{K\pi} < 0.026$ at 90% C.L. assuming a constant prior for $R_{K\pi} > 0$. Figure 10 shows the dependence of $R_{K\pi}$ on r_B . The area indicates the allowed region for any value of δ , with a $\pm 1\sigma$ variation on r_D and the restriction with (filled-in) and without (hatched) $48^\circ < \gamma < 73^\circ$ constraint suggested by global CKM fit [4]. The 90% C.L. upper limit on $r_B < 0.196(0.224)$ with (without) the constraint on γ . To conclude, the small value of r_B , as suggested by this analysis, makes determining γ from $B \rightarrow DK$ difficult.

CP -odd ($D^0 \rightarrow \pi^+ \pi^-, K^+ K^-$) [35, 36] and CP -even ($D^0 \rightarrow \pi^0 K_S^0, \phi K_S^0, \omega K_S^0, \eta K_S^0, \eta' K_S^0$) [36] decay modes were used to reconstruct $B^- \rightarrow D_{CP}^0 K^-$. At the current precision of such measurements, γ can not be constrained yet.

The CKM phase γ , r_B and strong phase difference δ between the two amplitudes can be fitted in the Dalitz plot of $B^+ \rightarrow [K_S^0 \pi^- \pi^+]_D K^+$. The decay model for Cabibbo allowed 3-body decay of D^0 is measured in D^* -tagged D^0 decays. By using 152 million $B\bar{B}$ pairs *BELLE* finds $35^\circ < \gamma < 127^\circ$, at 95% C.L. [37]. The fitted $r_B = 0.31 \pm 0.11$ is somewhat large, but in agreement with ADS method.

Conclusion

In conclusion, the two B -factories have been operating successfully since 1999 and the *BABAR* and *BELLE* experiments have already produced a lot of results relevant to the CKM phase measurements. Presence of CP violation is well established in the B -sector and its magnitude is in agreement

with the CKM interpretation of this phenomenon in the Standard Model. Measurements of the three CKM angles provide very important constraints on the apex of the Unitary Triangle. There are several “hot” modes such as $B^0 \rightarrow \phi K_S^0$ (penguin dominated) and $B^0 \rightarrow \pi^+\pi^-$ (presence of large penguin contribution), where statistical room for new effects exists.

References

- [1] N. Cabibbo, Phys. Rev. Lett. **10**, 531 (1963); M. Kobayashi and T. Maskawa, Prog. Th. Phys. **49**, 652 (1973).
- [2] P.F. Harrison and H.R. Quinn, ed., “The *BABAR* Physics Book”, SLAC-R-504 (1998).
- [3] L. Wolfenstein, Phys. Rev. Lett. **51**, 1945 (1983).
- [4] A. Höcker *et al.*, Eur. Phys. Jour. C **21**, 225 (2001);
- [5] BABAR Collaboration, B. Aubert *et al.*, Nucl. Instrum. Methods **A479** 1 (2002).
- [6] BELLE Collaboration, A. Abashian *et al.*, Nucl. Instrum. Methods **A479** 117 (2002).
- [7] BABAR Collaboration, B. Aubert *et al.*, Phys. Rev. Lett. **89**, 201802 (2002).
- [8] BELLE Collaboration, K. Abe *et al.*, BELLE-CONF-0353, (2003), presented at LP’03.
- [9] S.Ganzhur, “Hadronic B decays with the *BABAR* detector”, Results and Perspectives in Particle Physics, edited by M.Greco, proceedings of the Les Rencontres de Rhyisque de la Vallé’ d’Aoste, 4-11 March, 2001, La Thuile, Italy; BABAR Collaboration, B. Aubert *et al.*, Phys. Rev. Lett. **87**, 241801 (2001).
- [10] Havy Flavour Averaging Group: <http://www.slac.stanford.edu/xorg/hfag>
- [11] M.Verderi, “Measurements Related to the CKM Angle β/ϕ_1 from BABAR”, hep-ex/0406082, Contributed to the Proceedings Recontres de Moriond, EW session, 21-28 March, 2004, La Thuile, Italy
- [12] D.London and A.Soni, Phys. Lett. B **407**, 61 (1997); Y.Grossman, Z.Ligeti, Y.Nir and H.Quinn, Phys. Rev. D **68**, 015004 (2003); M.Gronau, Y.Grossman and J.Rosner, Phys. Lett. B **579**, 331 (2004)
- [13] Y. Grossman and M. P. Worah, Phys. Lett. B **395**, 241 (1997)
- [14] BELLE Collaboration, K.Abe *et al.*, Phys. Rev. Lett. **91**, 261801 (2003).
- [15] BABAR Collaboration, B. Aubert *et al.*, hep-ex/0403026, submitted to PRL.
- [16] Y.Sakai, “Recent results of B decays” and M.Georgi “Recent results of CP violation in B decays”, presented at the 32nd International Conference on High-Energy Physics, ICHEP 04, 16-22 August, 2004, Beijing, China
- [17] BELLE Collaboration, A.Garmash *et al.*, Phys. Rev. D **69**, 012001 (2004).
- [18] BABAR Collaboration, B. Aubert *et al.*, hep-ex/0406005, submitted to PRL.

- [19] M. Gronau and D. London Phys. Rev. Lett. **65**, 3381 (1990).
- [20] BABAR-PLOT-0053 (Preliminary); BABAR Collaboration, B. Aubert *et al.*, hep-ex/0408089, submitted to the 32nd International Conference on High-Energy Physics, ICHEP 04, 16-22 August, 2004, Beijing, China
- [21] BELLE Collaboration, K. Abe *et al.*, Phys. Rev. Lett. **93**, 021601 (2004).
- [22] BABAR Collaboration, B. Aubert *et al.*, hep-ex/0303028; BELLE Collaboration, K. Abe *et al.*, Phys. Rev. Lett. **91**, 261801 (2003).
- [23] BABAR Collaboration, B. Aubert *et al.*, Phys. Rev. Lett. **91**, 171802 (2003).
- [24] BABAR Collaboration, B. Aubert *et al.*, Phys. Rev. D **69**, 031102 (2004).
- [25] BABAR Collaboration, B. Aubert *et al.*, hep-ex/0404029, submitted to PRL; Update with 1999-2003 data set see: L.Roos, “Measurements related to CKM angle α in BABAR”, hep-ex/0407051, Contributed to the Proceedings Recontres de Moriond, EW session, 21-28 March, 2004, La Thuile, Italy
- [26] R.G. Sachs, Enrico Fermi Institute Report, EFI-85-22 (1985) (unpublished); I. Dunietz and R.G. Sachs, Phys. Rev. **D37**, 3186 (1988) [E: Phys. Rev. **D39**, 3515 (1989)]; I. Dunietz, Phys. Lett. **B427**, 179 (1998); P.F. Harrison and H.R. Quinn, ed., “The *BABAR* Physics Book”, SLAC-R-504 (1998), Chap. 7.6.
- [27] BABAR Collaboration, B. Aubert *et al.*, Phys. Rev. Lett. **92**, 251802 (2004).
- [28] BABAR Collaboration, B. Aubert *et al.*, Phys. Rev. Lett. **92**, 251801 (2004).
- [29] BELLE Collaboration, K. Abe *et al.*, hep-ex/0308048
- [30] G. Feldman and R. Cousins, Phys. Rev. D **57**, 3873 (1998).
- [31] D.Atwood, I.Dunietz and A.Soni, Phys. Rev. Lett. **78**, 3257 (1997); M.Gronau, Phys. Lett. B **557**, 198 (2003)
- [32] M.Gronau and D.Wyler, Phys. Lett. B **265** 172 (1991); M.Gronau and D.London, Phys. Lett. B **253**, 483 (1991)
- [33] Giri, Grossman, A.Soffer and Zupan, hep-ph/0403187.
- [34] BABAR Collaboration, B. Aubert *et al.*, hep-ex/0402024, submitted to PRL.
- [35] BABAR Collaboration, B. Aubert *et al.*, hep-ex/0311033, submitted to PRL
- [36] BELLE Collaboration, S.K. Swain, T.E.Browder *et al.*, Phys. Rev. D **68**, 051101 (2003).
- [37] BELLE Collaboration, A. Poluektov *et al.*, hep-ex/0406067, submitted to PRD