

The σ pole in $J/\psi \rightarrow \omega\pi^+\pi^-$

M. Ablikim¹, J. Z. Bai¹, Y. Ban¹⁰, J. G. Bian¹, D. V. Bugg¹⁹, X. Cai¹,
J. F. Chang¹, H. F. Chen¹⁶, H. S. Chen¹, H. X. Chen¹, J. C. Chen¹, Jin Chen¹,
Jun Chen⁶, M. L. Chen¹, Y. B. Chen¹, S. P. Chi², Y. P. Chu¹, X. Z. Cui¹,
H. L. Dai¹, Y. S. Dai¹⁸, Z. Y. Deng¹, L. Y. Dong¹, S. X. Du¹, Z. Z. Du¹, J. Fang¹,
S. S. Fang², C. D. Fu¹, H. Y. Fu¹, C. S. Gao¹, Y. N. Gao¹⁴, M. Y. Gong¹,
W. X. Gong¹, S. D. Gu¹, Y. N. Guo¹, Y. Q. Guo¹, Z. J. Guo¹⁵, F. A. Harris¹⁵,
K. L. He¹, M. He¹¹, X. He¹, Y. K. Heng¹, H. M. Hu¹, T. Hu¹, G. S. Huang^{1†},
L. Huang⁶, X. P. Huang¹, X. B. Ji¹, Q. Y. Jia¹⁰, C. H. Jiang¹, X. S. Jiang¹,
D. P. Jin¹, S. Jin¹, Y. Jin¹, Y. F. Lai¹, F. Li¹, G. Li¹, H. H. Li¹, J. Li¹, J. C. Li¹,
Q. J. Li¹, R. B. Li¹, R. Y. Li¹, S. M. Li¹, W. G. Li¹, X. L. Li⁷, X. Q. Li⁹,
X. S. Li¹⁴, Y. F. Liang¹³, H. B. Liao⁵, C. X. Liu¹, F. Liu⁵, Fang Liu¹⁶, H. M. Liu¹,
J. B. Liu¹, J. P. Liu¹⁷, R. G. Liu¹, Z. A. Liu¹, Z. X. Liu¹, F. Lu¹, G. R. Lu⁴,
J. G. Lu¹, C. L. Luo⁸, X. L. Luo¹, F. C. Ma⁷, J. M. Ma¹, L. L. Ma¹¹, Q. M. Ma¹,
X. Y. Ma¹, Z. P. Mao¹, X. H. Mo¹, J. Nie¹, Z. D. Nie¹, S. L. Olsen¹⁵,
H. P. Peng¹⁶, N. D. Qi¹, C. D. Qian¹², H. Qin⁸, T. N. Ruan¹⁶, J. F. Qiu¹,
Z. Y. Ren¹, G. Rong¹, L. Y. Shan¹, L. Shang¹, D. L. Shen¹, X. Y. Shen¹,
H. Y. Sheng¹, F. Shi¹, X. Shi¹⁰, H. S. Sun¹, S. S. Sun¹⁶, Y. Z. Sun¹, Z. J. Sun¹,
X. Tang¹, N. Tao¹⁶, Y. R. Tian¹⁴, G. L. Tong¹, G. S. Varner¹⁵, D. Y. Wang¹,
J. Z. Wang¹, K. Wang¹⁶, L. Wang¹, L. S. Wang¹, M. Wang¹, P. Wang¹,
P. L. Wang¹, S. Z. Wang¹, W. F. Wang¹, Y. F. Wang¹, Zhe Wang¹, Z. Wang¹,
Zheng Wang¹, Z. Y. Wang¹, C. L. Wei¹, D. H. Wei³, N. Wu¹, Y. M. Wu¹,
X. M. Xia¹, X. X. Xie¹, B. Xin⁷, G. F. Xu¹, H. Xu¹, Y. Xu¹, S. T. Xue¹,
M. L. Yan¹⁶, F. Yang⁹, H. X. Yang¹, J. Yang¹⁶, S. D. Yang¹, Y. X. Yang³, M. Ye¹,
M. H. Ye², Y. X. Ye¹⁶, L. H. Yi⁶, Z. Y. Yi¹, C. S. Yu¹, G. W. Yu¹, C. Z. Yuan¹,
J. M. Yuan¹, Y. Yuan¹, Q. Yue¹, S. L. Zang¹, Yu. Zeng¹, Y. Zeng⁶, B. X. Zhang¹,
B. Y. Zhang¹, C. C. Zhang¹, D. H. Zhang¹, H. Y. Zhang¹, J. Zhang¹,
J. Y. Zhang¹, J. W. Zhang¹, L. S. Zhang¹, Q. J. Zhang¹, S. Q. Zhang¹,
X. M. Zhang¹, X. Y. Zhang¹¹, Y. J. Zhang¹⁰, Y. Y. Zhang¹, Yiyun Zhang¹³,
Z. P. Zhang¹⁶, Z. Q. Zhang⁴, D. X. Zhao¹, J. B. Zhao¹, J. W. Zhao¹, M. G. Zhao⁹,
P. P. Zhao¹, W. R. Zhao¹, X. J. Zhao¹, Y. B. Zhao¹, Z. G. Zhao^{1*}, H. Q. Zheng¹⁰,
J. P. Zheng¹, L. S. Zheng¹, Z. P. Zheng¹, X. C. Zhong¹, B. Q. Zhou¹,
G. M. Zhou¹, L. Zhou¹, N. F. Zhou¹, K. J. Zhu¹, Q. M. Zhu¹, Y. C. Zhu¹,
Y. S. Zhu¹, Yingchun Zhu¹, Z. A. Zhu¹, B. A. Zhuang¹, B. S. Zou¹.

(BES Collaboration)

¹ Institute of High Energy Physics, Beijing 100039, People's Republic of China

² China Center for Advanced Science and Technology (CCAST), Beijing 100080,
People's Republic of China

³ Guangxi Normal University, Guilin 541004, People's Republic of China

⁴ Henan Normal University, Xinxiang 453002, People's Republic of China

⁵ Huazhong Normal University, Wuhan 430079, People's Republic of China

⁶ Hunan University, Changsha 410082, People's Republic of China

⁷ Liaoning University, Shenyang 110036, People's Republic of China

- ⁸ Nanjing Normal University, Nanjing 210097, People's Republic of China
⁹ Nankai University, Tianjin 300071, People's Republic of China
¹⁰ Peking University, Beijing 100871, People's Republic of China
¹¹ Shandong University, Jinan 250100, People's Republic of China
¹² Shanghai Jiaotong University, Shanghai 200030, People's Republic of China
¹³ Sichuan University, Chengdu 610064, People's Republic of China
¹⁴ Tsinghua University, Beijing 100084, People's Republic of China
¹⁵ University of Hawaii, Honolulu, Hawaii 96822
¹⁶ University of Science and Technology of China, Hefei 230026, People's Republic of China
¹⁷ Wuhan University, Wuhan 430072, People's Republic of China
¹⁸ Zhejiang University, Hangzhou 310028, People's Republic of China
¹⁹ Queen Mary, University of London, London E1 4NS, UK

* Visiting professor to University of Michigan, Ann Arbor, MI 48109 USA

† Current address: Purdue University, West Lafayette, Indiana 47907, USA.

Abstract

Using a sample of 58 million J/ψ events recorded in the BESII detector, the decay $J/\psi \rightarrow \omega\pi^+\pi^-$ is studied. There are conspicuous $\omega f_2(1270)$ and $b_1(1235)\pi$ signals. At low $\pi\pi$ mass, a large broad peak due to the σ is observed, and its pole position is determined to be $(541 \pm 39) - i(252 \pm 42)$ MeV from the mean of six analyses. The errors are dominated by the systematic errors.

PACS: 13.25.Gv, 14.40.Gx, 13.40.Hq

1 Introduction

Two important aspects of strong interaction physics at low energies are color confinement and spontaneous breaking of chiral symmetry. Better experimental knowledge on the 0^{++} low energy hadron spectrum is very important to the understanding of QCD in the nonperturbative region. For example, the determination of the lowest lying 0^{++} hadron, named the $f_0(600)$ or σ , will be very helpful in understanding how QCD realizes chiral symmetry.

There has been evidence for a low mass pole in the early DM2 [1] and BES1 [2] data on $J/\psi \rightarrow \omega\pi^+\pi^-$. A huge event concentration in the $I = 0$ S-wave $\pi\pi$ channel was seen in the region of $m_{\pi\pi}$ around 500-600 MeV in a pp central production experiment [3]. This peak is too large to be explained as background [4]. There have been many studies on the possible resonance structure in $\pi\pi$ elastic scattering. A summary of these studies up to 1999 is given by Markushin and Locher [5]. It was later proved that the σ resonance is unavoidable in chiral perturbation theory in order to explain the $\pi\pi$ scattering phase shift data [6]. An analysis based on chiral symmetry and the Roy equations has been made by Colangelo, Gasser and Leutwyler [7]; a light and broad resonance was found with the result $M - i\Gamma/2 = (470 \pm 30) - i(295 \pm 20)$ MeV for the pole position. Renewed experimental interest arises from E791 data on $D^+ \rightarrow \pi^+\pi^-\pi^+$ [8]; they find $M = 478_{-23}^{+24} \pm 17$ MeV, $\Gamma = 324_{-40}^{+42} \pm 21$ MeV.

Results on $J/\psi \rightarrow \omega\pi^+\pi^-$ from $5.8 \times 10^7 J/\psi$ events collected with the upgraded BES (BESII) detector are presented in this paper. The upgrade of the BES detector included a new main drift chamber (MDC) and a new time-of-flight (TOF) system. A detailed description of the BESII detector is given in Ref. [9]. It has a cylindrical geometry around the beam axis. Trajectories of charged particles are measured in a vertex chamber (VC) and the main drift chamber (MDC); these are surrounded by a solenoidal magnet providing a field of 0.4T. Photons are detected in a lead-gas Barrel Shower Counter (BSC). Particle identification is accomplished using time-of-flight (TOF) information from the TOF scintillator array located immediately outside the MDC and the dE/dx information in the MDC.

Partial wave analyses (PWA) are performed on this channel using two methods. In the first method, the whole mass region of $M_{\pi^+\pi^-}$ which recoils against the ω is analyzed, the ω decay information is used, and the background is subtracted by sideband estimation. For the second method, the region $M_{\pi^+\pi^-} < 1.5$ GeV is analyzed, and the background is fitted by 5π phase space. In both methods, different parametrizations of the σ pole are also studied.

2 Event selection

Here, the selection of $\omega\pi^+\pi^-$ events is outlined, where the ω is observed in its $\pi^+\pi^-\pi^0$ decay mode. Candidate tracks are required to have a good track fit with the point of closest approach of the track to the beam axis being within the interaction region of 2 cm in $\sqrt{x^2 + y^2}$ and ± 20 cm in Z (the beam direction), polar angles θ satisfying $|\cos\theta| < 0.80$, and transverse momenta > 60 MeV/c. Photons are required to be isolated from charged tracks and to come from the interaction point. Any photon with deposited energy lower than 30 MeV in the BSC is rejected. Events are required to have four good charged tracks with total charge zero and more than one good photon. The TOF and dE/dx information are used to identify pions; they largely reject kaons from background reactions such as $K^+K^-\pi^+\pi^-\pi^0$.

A four constraint (4C) kinematic fit is applied under the $\pi^+\pi^-\pi^+\pi^-\gamma\gamma$ hypothesis, and $\chi_{4C}^2 < 40$ is required. Events with a 2γ invariant mass $|M_{\gamma\gamma} - M_{\pi^0}| < 40$ MeV/ c^2 are fitted with a 5C kinematic fit to $\pi^+\pi^-\pi^+\pi^-\pi^0$ with the two photons being constrained to the π^0 mass. Events with $\chi_{5C}^2 < 40$ are selected. The resulting $\pi^+\pi^-\pi^0$ mass distribution is shown in Fig. 1(a). If there is more than one mass combination satisfying requirements, the one closest to the ω mass is plotted. The ω signal is selected by requiring $|M_{\pi^+\pi^-\pi^0} - M_\omega| \leq 40$ MeV/ c^2 . Separation of $\omega\pi\pi$ from ωKK is very clean, since the kinematics of these two processes differ strongly.

Fig. 1(b) shows the $\pi^+\pi^-$ invariant mass spectrum which recoils against the ω , and Fig. 1(c) shows the $\omega\pi$ invariant mass. The Dalitz plot of this channel is shown in Fig. 1(d). There is a large $f_2(1270)$ peak in Fig. 1(b) and a strong $b_1(1235)$ peak in Fig. 1(c). At low $\pi\pi$ masses in Fig. 1(b), a broad enhancement which is due to the σ pole is clearly seen. This peak is evident as a strong band along the upper right-hand edge of the Dalitz plot in Fig. 1(d). Events produced according to phase space will be broadly distributed over the whole Dalitz plot region. Therefore this band does not correspond to phase space. A detailed Monte Carlo simulation is performed to study the background. The main background comes from 5π events without an ω and is determined to be $(14.4 \pm 1.5)\%$ using a sideband estimation.

3 Partial wave analysis

PWA analyses are performed. Two methods and different parametrizations of the σ pole are used.

For the first analysis, Method I, the whole region of $\pi^+\pi^-$ mass recoiling

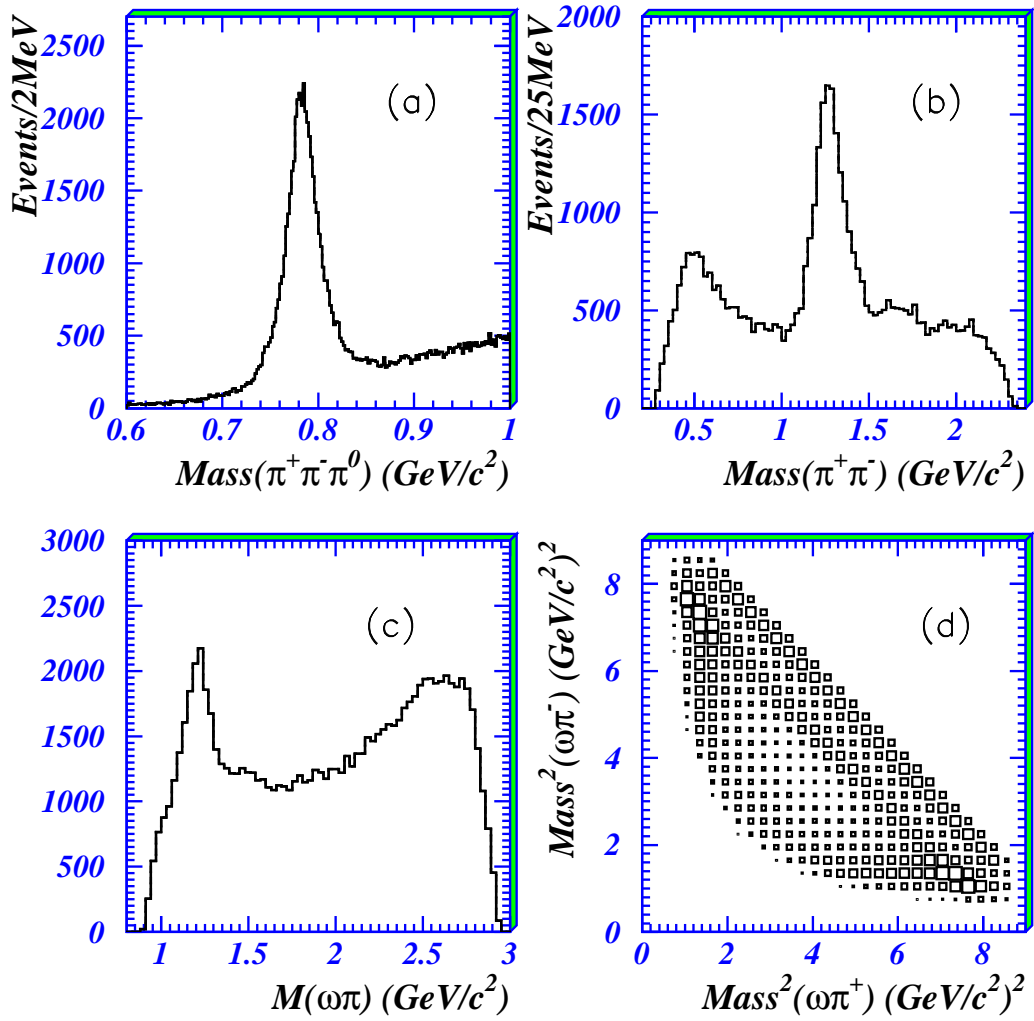


Fig. 1. (a.) Distribution of $\pi^+\pi^-\pi^0$ mass. (b.) Distribution of the $\pi^+\pi^-$ invariant mass recoiling against the ω . (c.) Distribution of $\omega\pi$ invariant mass. (d.) Dalitz plot.

against the ω is considered. The channels fitted to the data are:

$$\begin{aligned}
 J/\psi &\rightarrow \omega f_2(1270) & (1) \\
 &\rightarrow \omega \sigma & (2) \\
 &\rightarrow \omega f_0(980) & (3) \\
 &\rightarrow b_1(1235)\pi & (4) \\
 &\rightarrow \rho(1450)\pi & (5) \\
 &\rightarrow f_2(1565)\omega & (6) \\
 &\rightarrow f_2(2240)\omega. & (7)
 \end{aligned}$$

Amplitudes are fitted to relativistic tensor expressions which are documented in Ref. [10]. For spin 0 in $\pi\pi$, two transitions from J/ψ are allowed with orbital

angular momenta $\ell = 0$ and 2 in the production process. For spin 2, there are five amplitudes: one with $\ell = 0$, three with $\ell = 2$ and one with $\ell = 4$. In fitting these, Blatt-Weisskopf centrifugal barrier factors are included with a radius of 0.8 fm. Each amplitude is fitted with a complex coupling constant G , following the usual isobar model.

The subtraction of background is made using sidebands 80 MeV/ c^2 wide, centered at $M(\pi^+\pi^-\pi^0) = 622$ and 942 MeV/ c^2 . Signal events in the ω mass band are given positive weight in log likelihood and sideband events negative weight; the sideband events (suitably weighted by $\pi^+\pi^-\pi^0$ phase space) then effectively cancel background in the data sample. Results are stable when the position and width of the sidebands are varied.

In the amplitude analysis, information from the $\omega \rightarrow \pi^+\pi^-\pi^0$ decay is included in the tensor expressions. The ω polarization is given by $\omega_\alpha = \epsilon_{\alpha\beta\gamma\delta}(k^+)^\beta(k^-)^\gamma(k^0)^\delta$, where k^+, k^- and k^0 are the 4-momenta of π^+, π^- and π^0 , and ϵ is the fully antisymmetric unit tensor. Non-relativistically, this reduces to the vector product $\vec{k}^+ \times \vec{k}^-$, where \vec{k}^+ and \vec{k}^- are the three-momenta of the π^+ and the π^- in the rest-frame of the ω . The spin of the ω therefore lies along the normal to the $\omega \rightarrow 3\pi$ decay plane. Angular correlations between this normal and (a) the beam direction, (b) the $\pi^+\pi^-$ pair provide a delicate separation between spins 0 and 2 for the pion pair; they also identify different L values in the production process.

In the second analysis, Method II, the $\pi^+\pi^-$ pairs recoiling against the ω with $M_{\pi^+\pi^-} < 1.5$ GeV/ c^2 are studied. The covariant helicity coupling amplitude method is used [11] to construct the amplitudes. The ω decay information is not included in the analysis. In the $\pi^+\pi^-$ invariant mass spectrum, the processes of $\omega\sigma$, $\omega f_2(1270)$, and $\omega f_0(980)$ are included in the fit, and $b_1(1235)\pi$ is considered in the $\omega\pi$ invariant mass spectrum. The background is approximated by a non-interfering 5π phase space.

In both analyses, the $f_0(980)$ is parametrized by the Flatté formula which is written as:

$$f = \frac{1}{M^2 - s - i(g_1\rho_{\pi\pi}(s) + g_2\rho_{K\bar{K}}(s))}, \quad (8)$$

where $\rho(s) = 2k/\sqrt{s}$ and k is the center of mass momentum of the π or K in the resonance rest frame; we take $M = 0.970 \pm 0.007$ GeV, $g_1 = 0.138 \pm 0.010$ GeV, and $g_2/g_1 = 4.45 \pm 0.25$. The full-width at half maximum is 24 ± 3 MeV.

For the $f_2(1270)$, only two of the three possible $\ell = 2$ amplitudes are significant, and the $\ell = 4$ amplitude is small. In Method I, the $f_2(1270)$ is optimized as a Breit-Wigner with a width proportional to $k^5 B_2$, where B_2 is the $L = 2$

centrifugal barrier, while in Method II, a constant width Breit-Wigner is used for the $f_2(1270)$. The $b_1(1235)$ mass optimizes at 1225 ± 4 MeV and 1231 ± 12 MeV in Methods I and II, respectively. These are consistent with the mean mass quoted by the Particle Data Group (PDG) [12]. The $f_2(1270)$ mass is set to the PDG value in the final fits. The ratio of D and S-wave decay amplitudes of the $b_1(1235)$ is consistent with the PDG value of 0.29 and is fixed to this value.

We come now to the σ pole. Several parametrizations of the σ pole are used in the analyses. The first is a Breit-Wigner with a constant width:

$$BW_\sigma = \frac{1}{M^2 - s - iM\Gamma_{const.}}, \quad (9)$$

Secondly, the form introduced by Zou and Bugg [13] in fitting $\pi\pi$ elastic scattering data, consistent with Cern-Munich data on $\pi\pi$ elastic scattering [14] and with K_{e4} data [15], is used for the σ amplitude.

$$f = \frac{G_\sigma}{M^2 - s - iM\Gamma_{tot}(s)}, \quad (10)$$

$$\Gamma_{tot}(s) = g_1 \frac{\rho_{\pi\pi}(s)}{\rho_{\pi\pi}(M^2)} + g_2 \frac{\rho_{4\pi}(s)}{\rho_{4\pi}(M^2)}, \quad (11)$$

$$g_1 = f(s) \frac{s - m_\pi^2/2}{M^2 - m_\pi^2/2} \exp[-(s - M^2)/a]. \quad (12)$$

Here $\rho_{\pi\pi}$ is the usual $\pi\pi$ phase space $2k/\sqrt{s}$, and k is the momentum in the $\pi\pi$ rest frame. The form includes explicitly into $\Gamma(s)$ the Adler zero at $s = m_\pi^2/2$; the exponential factor cuts off the width at large s . A revised fit to $\pi\pi$ elastic data and K_{e4} using this formula is presented in [16].

In Eqn. (12), $f(s) = b_1 + b_2s$, where b_1 and b_2 are adjusted to reproduce the scattering length and effective range for $\pi\pi$ elastic scattering; these are from recent K_{e4} data of Pislak et al. [15]. In the second term of Eqn. (11), 4π phase space $\rho_{4\pi}(s)$ is approximated by $\sqrt{(1 - 16\mu^2/s)}/[1 + \exp(2.8 - s)/3.5]$, with s in GeV^2 . In practice, the 4π width is significant only at masses above 1200 MeV and has no effect on the σ pole.

Thirdly, we have also tried fitting the σ with:

$$BW_\sigma = \frac{1}{m_\sigma^2 - s - i\sqrt{s}\Gamma_\sigma(s)}, \quad \Gamma_\sigma(s) = \frac{g_\sigma^2 \sqrt{\frac{s}{4} - m_\pi^2}}{8\pi s}, \quad (13)$$

which was used by the E791 collaboration [8]. For the Breit-Wigner amplitude with an s -dependent width shown in Eqn. (13), the pole position M does not coincide with the mass M where the phase shift goes through 90° [16].

Fourth, the form given in Ref. [17], which removes the spurious singularity hidden in Eq. (13), is used:

$$BW_\sigma = \frac{1}{m_\sigma^2 - s - i\sqrt{s}\Gamma_\sigma(s)}, \quad \Gamma_\sigma(s) = \alpha\sqrt{\frac{s}{4} - m_\pi^2}, \quad (14)$$

The fits are made using the maximum likelihood method.

4 Results and discussion

4.1 Method I

In method I, when using Eqns. (10) - (12) to describe the σ pole (Fit A), the optimum fit is obtained with $M = 0.9264$, $g_2 = 0.0024$, $a = 1.082$, $b_1 = 0.5843$, $b_2 = 1.6663$ (all in units of GeV). Fig. 2 shows the projection of the fit compared with data.

The BES data determine the mass and width of the pole well, but with a rather strong correlation between them. Fits have been made with 46 variants for $f(s)$ in Eqn. (12). Optima lie roughly along a line from $M = 500 - i270$ MeV to $600 - i195$ MeV: the fitted width goes down as the mass goes up. The optimum is at $(542 \pm 7 \text{ (stat)} \pm 15 \text{ (sys)} \pm 30 \text{ (extrap)}) - i(249 \pm 15 \text{ (stat)} \pm 20 \text{ (sys)} \pm 30 \text{ (extrap)})$ MeV. Systematic errors arise roughly equally from (i) varying the choice of sidebins, (ii) varying the magnitude of the background under the ω peak of Fig. 1(a), and (iii) varying the choice of small components in the fit (discussed below). The last error accounts for systematic errors in the extrapolation to the pole. This has been estimated from the 46 variants used to fit BESII data and therefore covers the error due to different formulae. The systematic errors dominate.

The mass and width of the $f_2(1270)$ optimize at 1271 ± 5 MeV and 174 ± 10 MeV, respectively. The fitted width of the $b_1(1235)$ is 195 ± 20 MeV; this is distinctly larger than the PDG value of 142 ± 9 MeV. A fit with the PDG width is visibly poorer, and the log likelihood is worse than the optimum fit by 302, an enormous amount. An adequate fit requires a b_1 width of at least 180 MeV to reproduce Fig. 2(b). DM2 found a similar result [1]. However, changing the width to 142 MeV has almost no effect on the parameters fitted to the σ amplitude. The reason for this is as follows. The σ band crosses the

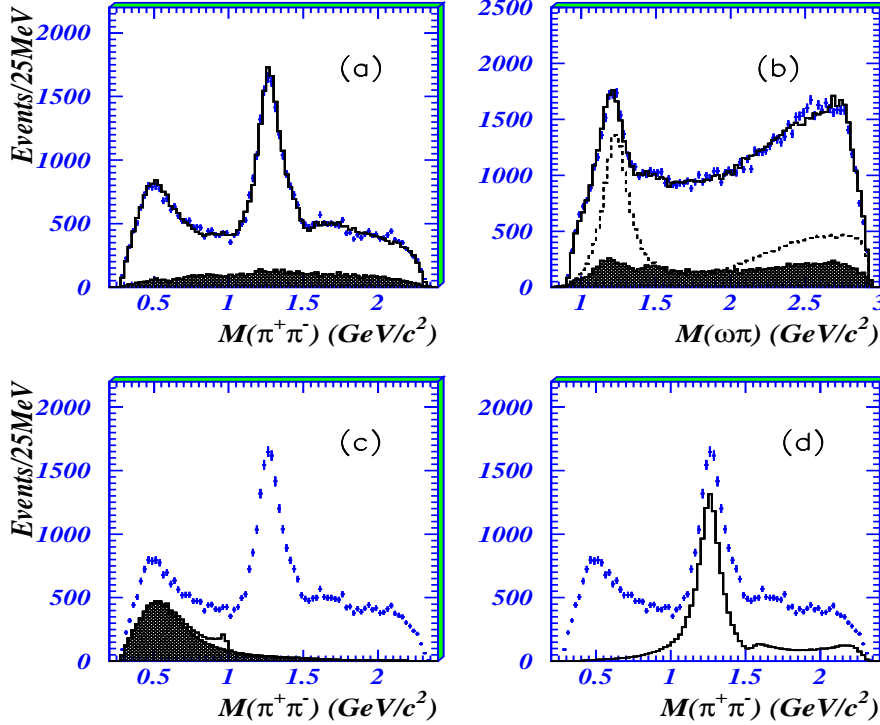


Fig. 2. The projection of the fit compared with data in Method I, using Eqns. (10)-(12) for the σ parametrization. (a) and (b) show the projections of $\pi\pi$ and $\omega\pi$ mass. Histograms show the fit, and the shaded region indicates the background estimated from sidebands. The dashed curve in (b) shows the fitted $b_1(1235)$ signal (two charge combinations). (c) and (d) show the mass projections of the 0^{++} and 2^{++} contributions to $\pi^+\pi^-$ from the fit. In (c), the shaded area shows the σ contribution alone, and the full histogram shows the coherent sum of the σ and $f_0(980)$.

two $b_1(1235)$ signals on the Dalitz plot. The fit effectively integrates over the whole b_1 band, and interferences with the σ are affected little by the precise line-shape of the $b_1(1235)$.

When using the parametrization of Eqn. (13) [8] for the σ pole (Fit B), we find an optimum at $M = 526 \pm 15$ MeV, $\Gamma_0 = 535 \pm 50$ MeV. This gives a pole position of $M = (570 \pm 7$ (stat) ± 19 (sys)) - $i(274 \pm 14$ (stat) ± 22 (sys)) MeV, in satisfactory agreement with Fit A.

The Breit-Wigner amplitude of constant width for the σ given in Eqn. (9) gives a very similar intensity distribution to that of Fig. 2. The mass and width optimize at $M = 470 \pm 20$ MeV, $\Gamma = 613 \pm 60$ MeV. Again the mass and width are strongly correlated; the errors cover these correlations. Table 1 summarizes the σ pole positions obtained with Method I. In all cases, convergence of the fit is rapid, and the solution is unique.

Angular distributions are shown in Fig. 3 for different slices of $\pi\pi$ mass. The

BW Function	Pole position (MeV)
Eqns. (10)-(12)	$542 \pm 7 \pm 15 \pm 30$ (extrap) $- i(249 \pm 15 \pm 20 \pm 30)$ (extrap))
Eqn. (13)	$570 \pm 7 \pm 19 - i(274 \pm 14 \pm 22)$
Eqn. (9)	$542 \pm 7 \pm 20 - i(269 \pm 15 \pm 25)$

Table 1

Pole positions of the σ for three fits from Method I. Here, the first error is statistical, the second is systematic and the last error (30 (extrap) MeV) accounts for the errors in the extrapolation to the pole, which can also be applied to other two fits in the table.

third distribution, $\cos \alpha_\pi$ departs significantly from isotropy. This effect was observed in the earlier DM2 data [1]. Up to $M(\pi\pi) = 800$ MeV, the departure from isotropy is due entirely to interference with the $b_1(1235)$.

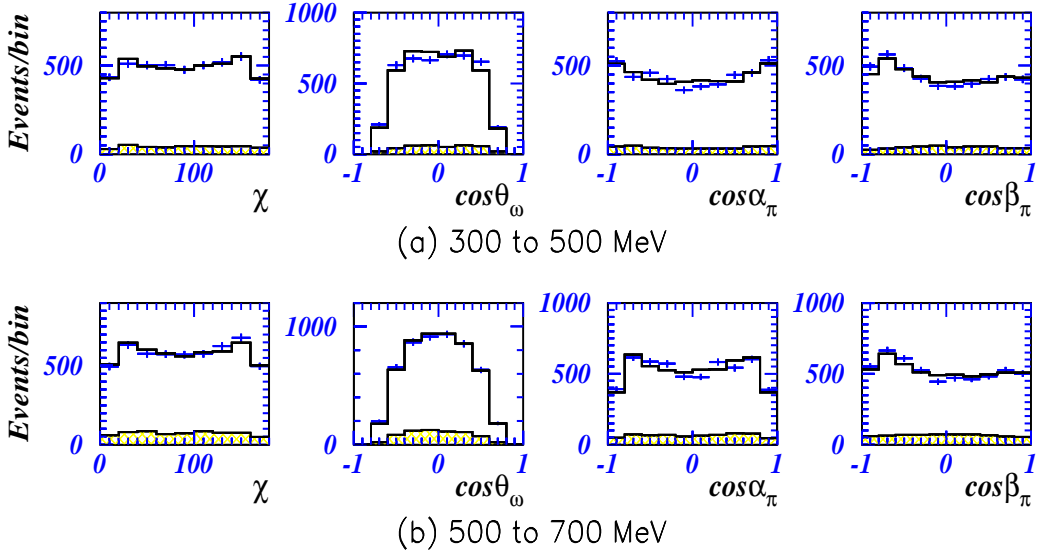


Fig. 3. Angular distributions for angles χ , θ_ω , α_π and β_π in Method I when Eqns. (10)-(12) are used for the σ parametrization. Here, χ is the azimuthal angle between the production plane of $J/\psi \rightarrow \omega X$ and the decay plane $X \rightarrow \pi\pi$, θ_ω is the production angle of the ω in the J/ψ rest frame, α_π is the decay angle of the π^+ in the rest frame of X , taken with respect to the direction of the recoil ω , and β_π is the angle of the π^+ with respect to the direction of X in the rest frame of the ω . Histograms show the fit. Slices of $\pi\pi$ mass are (a) 300-500 MeV and (b) 500-700 MeV.

The changes in log likelihood after removing or adding some components in the fit are studied with coupling constants of all other contributions being reoptimised. Our definition of log likelihood is such that a change of 0.5 corresponds to a one standard deviation change in one fitted parameter. Fig. 4 shows the fits when some of these components are removed. Fig. 4(a) is the fit without $f_0(980)$. The log likelihood is improved by 224 when $f_0(980)$ is

added. Therefore, $f_0(980)$ is required. It contributes about 1.1% of the intensity. Errors quoted above for the σ pole cover the changes when the $f_0(980)$ is removed. A fit without $f_2(1565)$ is shown in Fig. 4(b); the log likelihood is worse by 210. This fit fails to reproduce the dip in the $\pi\pi$ mass spectrum at 1560 MeV. Alternative fits using $f_0(1500)$ fail to reproduce this feature. Therefore, a small but definite contribution from $f_2(1565)$ is required with a fitted mass optimising at 1540 MeV with a width fixed at 126 MeV.

A $\pi^+\pi^-$ contribution in the mass range 2000-2250 MeV is needed. Spin 2 gives the best fit, and a good fit can be obtained using the $f_2(2240)$, listed by the PDG under $f_2(2300)$ and reported by Crystal Barrel with a width of 240 MeV [16]. However, it lies right at the top of the available mass range, so this identification is not unique. The fit with $f_2(2240)$ removed is shown in Fig. 4(c).

A definite contribution is required from $\rho(1450)$. Fig. 4(d) shows the fit omitting this amplitude; it makes the log likelihood value worse by 923. Note that there are contributions to this mass projection from two $\omega\pi$ contributions; this is why removing the $\rho(1450)$ affects also the high mass region.

We have tried adding a further broad contribution to the $\pi\pi$ S-wave with mass 1500–1600 MeV and a large width of order 800 MeV; such a contribution has been found by Anisovich et al. in fitting other data [18]. This gives no significant improvement. If $f_0(1500)$, $f_0(1710)$ or $f_0(2100)$ are added, there is no optimum if their masses are scanned. Fitted contributions are 0.43% for $\omega f_0(1710)$, 1.1% for $\omega f_0(1500)$, and 0.36% for $f_0(2100)$. We regard these as upper limits and omit them from the final fit.

4.2 Method II

The second independent analysis, Method II, described in Section 2, is now reported. Three parametrizations of the σ pole – Eqn. (9), Eqn. (13), and Eqn. (14) are used. The background is fitted by a non-interfering 5π phase space. The width of the σ particle is the width at its mass, i.e., $\Gamma_\sigma(m_\sigma)$. Masses and widths of the σ particle are obtained from the optimisation.

Fig. 5 shows the projection of the fit compared with data when using a Breit-Wigner amplitude of constant width (Eqn. (9)). The mass and width of the σ pole optimise at $M_\sigma = 446_{-9}^{+11+30}$ MeV and $\Gamma_\sigma = 578_{-23}^{+36+114}$ MeV.

The masses, widths, and pole positions of the σ are shown in Table 2 when different σ parametrizations are used in Method II. The first errors are statistical errors, and the second are systematic, which are determined from the variation for different treatments of the background (sideband subtraction or

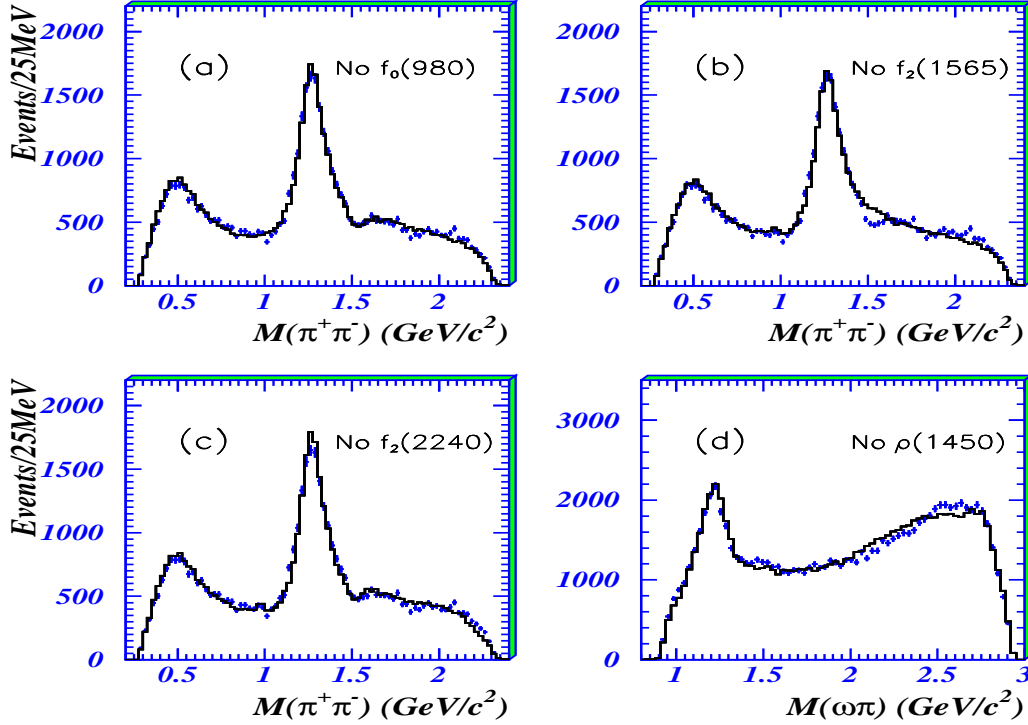


Fig. 4. Method I: (a) Fit without $f_0(980)$, (b) Fit without $f_2(1565)$, (c) Fit without $f_2(2240)$, and (d) Fit without $\rho(1450)$.

direct fit), the changes in the solution when adding or removing small components, as well as the differences when changing the background level. The final global fit to the angular distributions of $M_{\pi^+\pi^-} < 1.5 \text{ GeV}/c^2$ mass region is shown in Fig. 6. The fit agrees well with the data.

BW Function	Mass (MeV)	width (MeV)	Pole Position (MeV)
Eqn. (9)	$446_{-9}^{+11+30}_{-32}$	$578_{-23}^{+36+114}_{-86}$	$(512_{-13}^{+16+36}_{-31}) - i (252_{-9}^{+14+40}_{-33})$
Eqn. (13)[8]	$530_{-8}^{+10+28}_{-35}$	$448_{-27}^{+22+119}_{-89}$	$(558_{-17}^{+14+42}_{-46}) - i (231_{-14}^{+12+58}_{-45})$
Eqn. (14)[17]	$752_{-10}^{+10+76}_{-77}$	$984_{-39}^{+36+348}_{-258}$	$(521_{-18}^{+19+44}_{-49}) - i (237_{-7}^{+6+33}_{-36})$

Table 2

Masses, widths and pole positions of the σ particle for Method II. The first errors are statistical, and the second are systematic.

Both the σ and the $f_0(980)$ are obviously needed in the data. Omitting the σ makes the log likelihood worse by 5238. If the $f_0(980)$ is removed, the log likelihood is worse by 202. The largest resonance in this channel is the $f_2(1270)$ with a mass and width of $M_{f_2(1270)} = 1268 \pm 4 \text{ MeV}$ and $\Gamma_{f_2(1270)} = 180 \pm 10 \text{ MeV}$, respectively. Another important resonance in this channel is the $b_1(1235)$. The vertical and horizontal bands in the Dalitz plot (Fig. 1d) correspond to $J/\psi \rightarrow b_1(1235)^\pm \pi^\mp$. In the $\pi^+\pi^-$ mass spectrum, the $b_1(1235)\pi$ contribution extends below the $f_2(1270)$. They interfere with the σ -particle. The mass

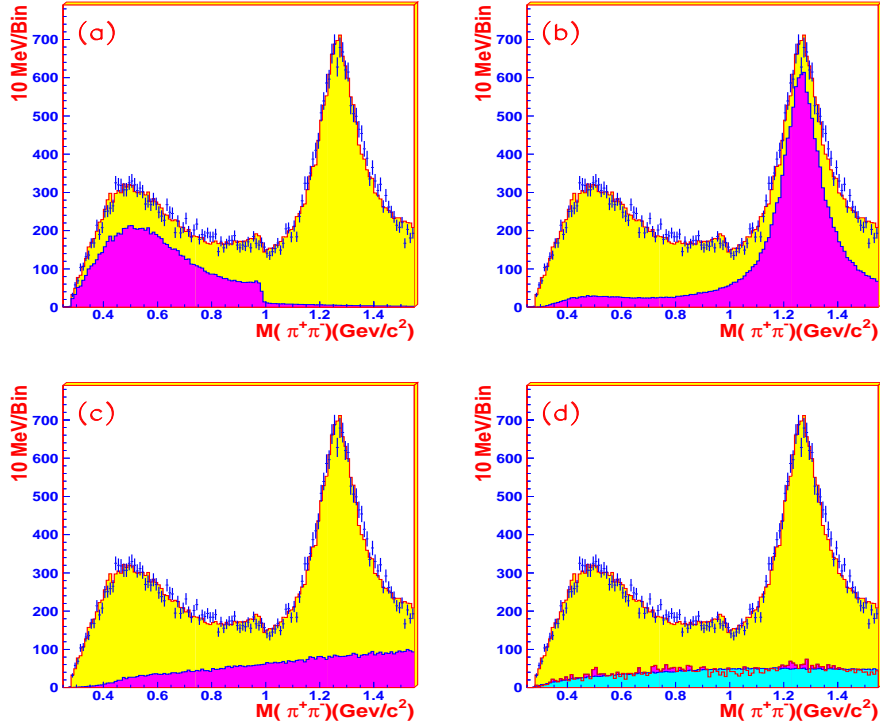


Fig. 5. The projection of the fit in Method II when Eqn. (9) is used as the σ parametrization compared with data,. (a.) The shaded histogram is all 0^{++} contributions including the σ , the $f_0(980)$, and their interference. (b.) The shaded histogram is all 2^{++} contributions. (c.) The shaded histogram shows the contribution from the $b_1(1235)$. (d.) The lower shaded area represents the background, where the curve shows the fitted phase space background and the histogram is the background estimated from ω sidebands.

and width of the $b_1(1235)$ are $M = 1231 \pm 12$ MeV and $\Gamma = 244 \pm 24$ MeV, respectively. As in Method I, the width of the $b_1(1235)$ is much larger than that of the PDG. However, fixing the width of the $b_1(1235)$ to the PDG value does not change the parameters of the σ appreciably. The contribution of the background is shown in Fig. 5(d).

5 Summary

In summary, the essential features to emerge from these data are the existence of the σ and the determination of the σ pole position. Two independent analyses are performed, and different parametrizations of the σ pole are applied. The mass and width of the σ are different when using different σ parametrizations. However, the pole position of the σ is stable. Different analysis methods and different parametrizations of the σ amplitude give consistent results for the σ pole. From a simple mean of the six analyses, the pole position of the σ

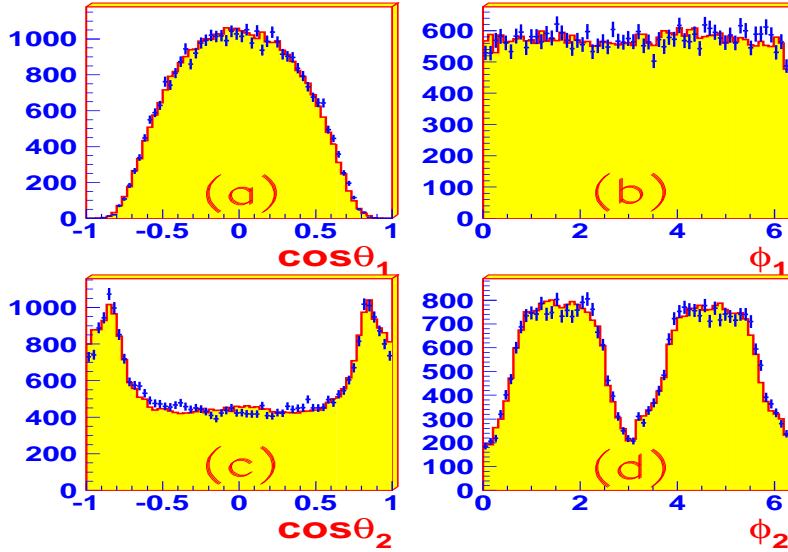


Fig. 6. The angular distributions in the mass region $M_{\pi^+\pi^-} < 1.5$ GeV in Method II when Eqn. (9) is used for the σ parametrization. Here, ϕ_1 is the azimuthal angle and θ_1 is the polar angle of X in J/ψ rest frame for $J/\psi \rightarrow \omega X$, and ϕ_2 and θ_2 are the corresponding angles of the π^+ in the X rest frame. The histogram is the fit, and the crosses are data.

is determined to be $(541 \pm 39 - i(252 \pm 42))$ MeV. Here, the errors from the constant width Breit-Wigner parametrisation in Method II are chosen, which are larger than the errors of the fitted results in Method I. The systematic errors dominate.

The BES collaboration thanks the staff of BEPC for their hard efforts. This work is supported in part by the National Natural Science Foundation of China under contracts Nos. 19991480,10225524,10225525, the Chinese Academy of Sciences under contract No. KJ 95T-03, the 100 Talents Program of CAS under Contract Nos. U-11, U-24, U-25, and the Knowledge Innovation Project of CAS under Contract Nos. U-602, U-34(IHEP); by the National Natural Science Foundation of China under Contract No.10175060(USTC), No.10225522 (Tsinghua University); the Department of Energy under Contract No.DE-FG03-94ER40833 (U Hawaii), and the Royal Society (Queen Mary, London).

One of the authors would like to thank Profs. K. Takamatsu, S.Ihida, T.Tsuru and M.Ishida for the helpful discussions.

References

- [1] J.E. Augustin et al., Nucl. Phys. B320 (1989) 1.
- [2] Ning Wu (BES Collaboration), Proceedings of the XXXVIth Rencontres de Moriond, Les Arcs, France, March 17-24, 2001.
- [3] D. Alde et al., Phys. Lett. B397 (1997) 350
- [4] T. Ishida et al., Proceedings of Int. Conf. Hadron'95, Manchester, UK, World Scientific, 1995.
- [5] V.E. Markushin and M.P. Locher, Frascati Phys. Ser. 15 (1999) 229.
- [6] Z. Xiao, H. Q. Zheng, Nucl. Phys. A695 (2001) 273
- [7] G. Colangelo, J. Gasser and H. Leutwyler, Nucl. Phys. B603 (2001) 125.
- [8] E.M. Aitala et al., Phys. Rev. Lett. 86 (2001) 770.
- [9] J.Z. Bai et al., Nucl. Instr. Meth. A344 (1994) 319 and A458 (2001) 627
- [10] B.S. Zou and D.V. Bugg, Euro. Phys. J A16 (2003) 537.
- [11] N. Wu and T.N.Ruan, Commun. Theor. Phys. (Beijing, China) 35 (2001) 547 and 37 (2002) 309
- [12] Particle Data Group (PDG), Phys. Rev. D66 (2002) 010001.
- [13] B.S. Zou and D.V. Bugg, Phys. Rev. D48 (1993) R3948.
- [14] B.Hyams et al., Nucl. Phys. B64 (1973) 134
- [15] S. Pislak et al., Phys. Rev. Lett. 87 (2001) 221801.
- [16] D.V. Bugg., Phys. Lett. B572 (2003) 1
- [17] H.Q. Zheng et al., Nucl. Phys. A 733 (2004) 235
- [18] V.V. Anisovich et al., Phys. of Atomic Nuclei 60 (2000) 1410.