


B PHYSICS AT THE TEVATRON RUN II

K. YIP^a

Brookhaven National Laboratory, Bldg. 911B, Upton, NY 11973-5000, USA



We present the B physics results from the CDF and DØ experiments at the Tevatron Run II at Fermilab and their future prospect. This includes various B mass and lifetime measurements, B mixing, the confirmation of the discovery of the X particle, rare decays, CP violation and spectroscopy.

1 Tevatron, the Experiments and Detectors

After the shutdown in the autumn of 2003, the Tevatron has had significant improvement in its luminosity delivery. At the time of the conference, the peak luminosity at Run II is above $7 \times 10^{31} \text{cm}^{-2}\text{s}^{-1}$ and both CDF and DØ experiments each has collected more than 290pb^{-1} on tapes. Both experiments have run quite stably and the data taking efficiencies are about 80-90%. The results shown here include analyses from the CDF data corresponding to about 65 to 220pb^{-1} and the DØ data corresponding to about 115 to 250pb^{-1} .

Unlike B factories running at the $\Upsilon(4S)$ resonance, all hadronic states such as B_s and Λ_b are produced at the Tevatron that provides unique capabilities for studying these particles and their interactions in near future.

Detailed Run II detector upgrade information for CDF and DØ experiments can be found in the reference¹. Both experiments at Run II have silicon vertex detectors, axial solenoids providing magnetic fields for the central tracking systems as well as competitive calorimeters and muon detectors.

CDF has successfully implemented Level-2 trigger on displaced vertices since the beginning of Run II. CDF is stronger in particle identification (with the “Time of Flight” detector and dE/dx) and has excellent mass resolution. DØ excels in muon identification and tracking acceptance with the pseudo-rapidity coverage $|\eta| < 2 - 3$. DØ has the Level-3 trigger on impact parameter and the Level-2 impact parameter trigger is being commissioned.

^aOn behalf of the CDF and DØ collaborations.

2 B Masses and Lifetimes

Both experiments have had very good yields of B hadrons. For example, DØ has so far reconstructed $(4306 \pm 89) B^+ \rightarrow J/\psi + K^+$, $(1857 \pm 72) B^0 \rightarrow J/\psi + K^*$ and $(375 \pm 29) B^0 \rightarrow J/\psi + K_s^0$ decays with a data set corresponding to 225 pb^{-1} . After analyzing about 115 pb^{-1} equivalence of data, DØ has also had a mass measurement of B^{**} with (65 ± 17) events in the peak and the mass difference between B^{**} and B^+ is $(0.426 \pm 0.016) \text{ GeV}/c^2$.

CDF has already made the world's best measurements of B_s and Λ_b (Fig. 1):

$$M(B_s) = 5365.50 \pm 1.29 \text{ (stat)} \pm 0.94 \text{ (syst)} \text{ MeV}/c^2 \quad \text{with } 80 \text{ pb}^{-1} \quad (1)$$

$$M(\Lambda_b) = 5620.4 \pm 1.6 \text{ (stat)} \pm 1.2 \text{ (syst)} \text{ MeV}/c^2 \quad \text{with } 70 \text{ pb}^{-1}. \quad (2)$$

DØ has also made similar mass measurements for B_s and Λ_b and is going to reprocess with ex-

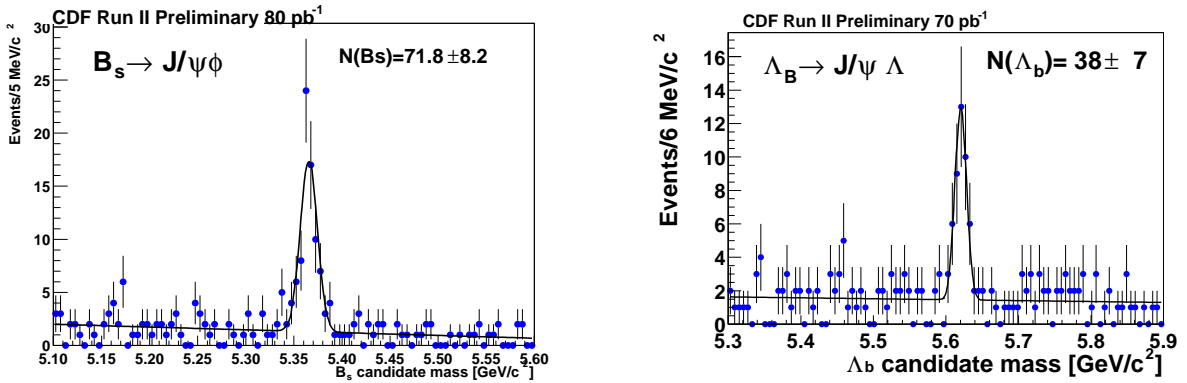


Figure 1: The world's best mass measurements of B_s (left) and Λ_b (right) from the CDF experiment.

tended tracking to obtain higher yield and perhaps better mass resolution. DØ has nevertheless collected the world's largest sample of exclusive $B_s \rightarrow J/\psi + \phi$ decays with a yield of (403 ± 28) , corresponding to 225 pb^{-1} .

B lifetime measurement is a good meeting point between theories and experiments as the theoretical calculation of the widths of inclusive decays remains a challenge. Both experiments have engaged in lifetime measurements of B hadrons. The most recent results are tabulated in Table 1.

Table 1: B_s Lifetime measurements (τ_{B_s}) and their ratios to the B^0 lifetimes (τ_{B^0}) from CDF and DØ.

	CDF	DØ
Corresponding luminosities	138 pb^{-1}	115 pb^{-1}
τ_{B_s}	$1.330^{+0.148}_{-0.129} \text{ (stat)} \pm 0.02 \text{ (syst)} \text{ ps}$	$1.190^{+0.19}_{-0.16} \text{ (stat)} \pm 0.14 \text{ (syst)} \text{ ps}$
τ_{B_s}/τ_{B^0}	0.89 ± 0.10	0.79 ± 0.14

It is most convenient to study lifetime ratios because in this way one cancels the dependence on quantities which are poorly known, such as the b-quark mass. This is not only true in theoretical calculations but also in experimental measurements. Instead of measuring lifetimes separately and taking their ratios, DØ has recently measured the lifetime ratio of B^+ and B^0 directly from the fit of the ratio of the number of events between $B \rightarrow \mu^+ \nu D^* X$ and $B \rightarrow \mu^+ \nu D^0 X$ decays (where X implies other particles) as a function of visible proper decay lengths (Fig. 2). In this analysis, sample compositions, measured branching fractions and isospin relations are used. Full detector simulations are used to extract the K-factors, relative reconstruction efficiencies for different B decay modes and decay length resolutions. The lifetime of B^+ has been fixed

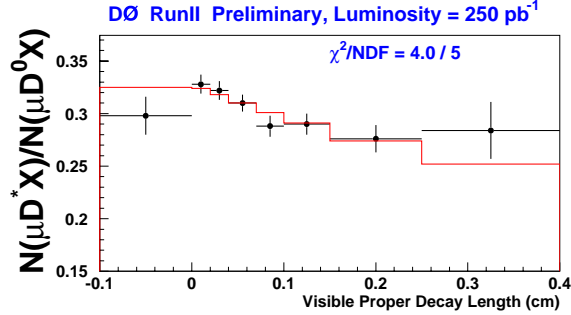


Figure 2: The ratio of events in D^* and D^0 samples as a function of the visible proper decay length. The dots are the data points and the line is the fit from the minimization of χ^2 .

to be (1.674 ± 0.018) ps². The preliminary result for this lifetime ratio with a data set from 250 pb⁻¹ is

$$\frac{\tau(B^+)}{\tau(B^0)} = 1.093 \pm 0.021 \text{ (stat)} \pm 0.022 \text{ (syst)} \quad (3)$$

This is one of the most precise B lifetime ratio measurements in the world.

With a data set from 65 pb⁻¹, CDF has also measured the lifetime of Λ_b :

$$c\tau = 374 \pm 78 \text{ (stat)} \pm 29 \text{ (syst)} \mu\text{m} . \quad (4)$$

The largest systematic error is from asymmetric track reconstruction in the Central Outer Tracker which is about 26 μm . Work is in progress to add more data and use better track reconstruction. The lifetime measurement of Λ_b in DØ is also in progress.

3 B Mixing

DØ, in addition to CDF, has recently demonstrated its capability to measure B mixing. A large sample of semi-leptonic $B^0/\overline{B^0}$ decays, corresponding to 250 pb⁻¹, has been used to measure the mass difference between B_d and \overline{B}_d , Δm_d , which is also called the oscillation frequency:

$$\Delta m_d = 0.506 \pm 0.055 \text{ (stat)} \pm 0.049 \text{ (syst)} \text{ ps}^{-1} . \quad (5)$$

It is consistent with the world average of (0.502 ± 0.007) ps⁻¹. This analysis uses opposite-side muon tag. The tagging efficiency is $(4.8 \pm 0.2)\%$ and the tagging purity is $(73.0 \pm 2.1)\%$. Work is now in progress in DØ to use other tagging methods and include more decay channels.

The oscillation frequency for B_s , Δm_s , is expected to be much larger than Δm_d . This makes Δm_s more difficult to measure than Δm_d . Nevertheless, the Tevatron is the only place which can measure Δm_s in near future. There are generally two approaches to measure Δm_s .

The first approach is through the semi-leptonic decays. This approach has very good statistics but the time resolution is poor due to the undetected neutrinos in the decays. If Δm_s is about 15 ps⁻¹, it is expected that CDF and DØ each can have a 1 to 2 σ measurement with a luminosity of 500 pb⁻¹.

The other approach makes use of the fully reconstructed hadronic decays. Though the statistics here are poorer, the time resolution is excellent. It is expected that we need a few fb⁻¹ of data to measure Δm_s to about 5 σ if Δm_s is about 18 ps⁻¹.

The “golden channel” for CDF is $B_s \rightarrow D_s^- \pi^+$. Here the proper time resolution at CDF is about 67 fs and the B momentum resolution is about 0.5%. CDF expects to have a reconstruction yield about 0.7/pb⁻¹ and the signal to background ratio is about 2. Combining a few analyses, CDF has measured the following ratio:

$$\frac{f_s}{f_d} \cdot \frac{\text{Br}(B_s \rightarrow D_s^- \pi^+)}{\text{Br}(B^0 \rightarrow D^- \pi^+)} = 0.35 \pm 0.05 \text{ (stat)} \pm 0.04 \text{ (syst)} \pm 0.09 \text{ (Br)} \quad (6)$$

f_d and f_s are the fractions of B_d and B_s in the data sample respectively.

4 X(3872), Rare Decays, CP violation and Spectroscopy

Both CDF and DØ have confirmed the discovery of the X(3872) by the Belle Collaboration³ and measured compatible mass values. This shows that X particles are not only from B decays but also produced promptly. The large detector acceptance allows DØ to show that the X particles are produced both in the central ($|\eta| < 1$) as well as in the forward regions ($1 < |\eta| < 2$). From the isolation and decay length comparisons with $\psi(2S)$, the production of the X particles has the same mixture of prompt and long-lived fractions as the $\psi(2S)$.

The decay of $B_s \rightarrow \mu^+ \mu^-$ is highly suppressed ($\text{Br}(B_s \rightarrow \mu^+ \mu^-) \sim 10^{-9}$) in the Standard Model whereas it has about 2 orders of magnitude enhancement in the Supersymmetry Model. CDF has performed a blind analysis and obtained the following limits at 90% confidence level:

$$\text{Br}(B_s \rightarrow \mu^+ \mu^-) < 5.8 \times 10^{-7} , \quad (7)$$

$$\text{Br}(B_d \rightarrow \mu^+ \mu^-) < 1.5 \times 10^{-7} . \quad (8)$$

These are the best limits published for both decay channels. DØ is also carrying out a blind analysis. Since DØ tries to optimize the analysis without bias, the signal region is still hidden. A current sensitivity study at DØ shows that a limit of $\text{Br}(B_s \rightarrow \mu^+ \mu^-) < 1 \times 10^{-6}$ at 95% confidence level can be reached and further improvement is expected.

Another main topic is the studies of CP violation by measuring various angles in the unitary triangle related to the CKM matrix as well as measuring the direct CP asymmetry from the self-tagging modes such as $B_d \rightarrow K \pi$ and $B_s \rightarrow K \pi$. Displaced track trigger at Level-2 gives CDF accessibility to rare hadronic decays with high signal to background ratio. dE/dx in CDF provides a statistical separation of kaons from protons at the level of 1.3 σ .

Finally, it is also possible to study spectroscopy at the Tevatron. In the sample of the decay channels $B \rightarrow \mu \nu D^{*+} X$, DØ tries to reconstruct another π^- and look at the invariant mass distribution of the $D^{*+} \pi^-$ system. A clear excess is seen and can be interpreted as an interfering Breit-Wigner function of the narrow states D_1^0 and D_2^{*0} which decays through D-waves. Assuming the branching fraction $\text{Br}(B \rightarrow \mu \nu D^{*+} \pi^- X) = (0.48 \pm 0.10)\%$ from the available LEP results from topological analyses², the preliminary result of DØ for the first time constrains the resonant contribution

$$\text{Br}(B \rightarrow \{D_1^0, D_2^{*0}\} \mu \nu X) \cdot \text{Br}(\{D_1^0, D_2^{*0}\} \rightarrow D^{*+} \pi^-) = 0.280 \pm 0.021 (\text{stat}) \pm 0.088 (\text{syst}) \% . \quad (9)$$

Work is in progress to extract separate amplitude and phase for each state.

Acknowledgments

The author acknowledges the useful suggestions from the CDF and DØ colleagues such as C. Paus, V. Jain, R. van Kooten, A. Zieminski and D. Zieminska during the preparation for the presentation in this conference.

References

1. CDF detector upgrade information may be found at <http://www-cdf.fnal.gov/upgrades/~>; and DØ detector upgrade information may be found at <http://www-d0.fnal.gov/hardware/upgrade/upgrade.html> .
2. K. Hagiwara *et al*, *Phys. Rev. D* **66**, 010001 (2002).
3. S. K. Choi *et al*, *Phys. Rev. Lett.* **91**, 262001 (2003).