

Observation of a new narrow charmonium state in exclusive $B^\pm \rightarrow K^\pm \pi^+ \pi^- J/\psi$ decays

K. Abe,⁹ K. Abe,⁴⁴ N. Abe,⁴⁷ R. Abe,³⁰ T. Abe,⁹ I. Adachi,⁹ Byoung Sup Ahn,¹⁶
H. Aihara,⁴⁶ M. Akatsu,²³ M. Asai,¹⁰ Y. Asano,⁵¹ T. Aso,⁵⁰ V. Aulchenko,² T. Aushev,¹³
S. Bahinipati,⁵ A. M. Bakich,⁴¹ Y. Ban,³⁴ E. Banas,²⁸ S. Banerjee,⁴² A. Bay,¹⁹
I. Bedny,² P. K. Behera,⁵² I. Bizjak,¹⁴ A. Bondar,² A. Bozek,²⁸ M. Bračko,^{21,14}
J. Brodzicka,²⁸ T. E. Browder,⁸ M.-C. Chang,²⁷ P. Chang,²⁷ Y. Chao,²⁷ K.-F. Chen,²⁷
B. G. Cheon,⁴⁰ R. Chistov,¹³ S.-K. Choi,⁷ Y. Choi,⁴⁰ Y. K. Choi,⁴⁰ M. Danilov,¹³
M. Dash,⁵³ E. A. Dodson,⁸ L. Y. Dong,¹¹ R. Dowd,²² J. Dragic,²² A. Drutskoy,¹³
S. Eidelman,² V. Eiges,¹³ Y. Enari,²³ D. Epifanov,² C. W. Everton,²² F. Fang,⁸ H. Fujii,⁹
C. Fukunaga,⁴⁸ N. Gabyshev,⁹ A. Garmash,^{2,9} T. Gershon,⁹ G. Gokhroo,⁴² B. Golob,^{20,14}
A. Gordon,²² M. Grosse Perdekamp,³⁶ H. Guler,⁸ R. Guo,²⁵ J. Haba,⁹ C. Hagner,⁵³
F. Handa,⁴⁵ K. Hara,³² T. Hara,³² Y. Harada,³⁰ N. C. Hastings,⁹ K. Hasuko,³⁶
H. Hayashii,²⁴ M. Hazumi,⁹ E. M. Heenan,²² I. Higuchi,⁴⁵ T. Higuchi,⁹ L. Hinz,¹⁹
T. Hojo,³² T. Hokuue,²³ Y. Hoshi,⁴⁴ K. Hoshina,⁴⁹ W.-S. Hou,²⁷ Y. B. Hsiung,^{27,*}
H.-C. Huang,²⁷ T. Igaki,²³ Y. Igarashi,⁹ T. Iijima,²³ K. Inami,²³ A. Ishikawa,²³ H. Ishino,⁴⁷
R. Itoh,⁹ M. Iwamoto,³ H. Iwasaki,⁹ M. Iwasaki,⁴⁶ Y. Iwasaki,⁹ H. K. Jang,³⁹ R. Kagan,¹³
H. Kakuno,⁴⁷ J. Kaneko,⁴⁷ J. H. Kang,⁵⁵ J. S. Kang,¹⁶ P. Kapusta,²⁸ M. Kataoka,²⁴
S. U. Kataoka,²⁴ N. Katayama,⁹ H. Kawai,³ H. Kawai,⁴⁶ Y. Kawakami,²³ N. Kawamura,¹
T. Kawasaki,³⁰ N. Kent,⁸ A. Kibayashi,⁴⁷ H. Kichimi,⁹ D. W. Kim,⁴⁰ Heejong Kim,⁵⁵
H. J. Kim,⁵⁵ H. O. Kim,⁴⁰ Hyunwoo Kim,¹⁶ J. H. Kim,⁴⁰ S. K. Kim,³⁹ T. H. Kim,⁵⁵
K. Kinoshita,⁵ S. Kobayashi,³⁷ P. Koppenburg,⁹ K. Korotushenko,³⁵ S. Korpar,^{21,14}
P. Križan,^{20,14} P. Krokovny,² R. Kulasiri,⁵ S. Kumar,³³ E. Kurihara,³ A. Kusaka,⁴⁶
A. Kuzmin,² Y.-J. Kwon,⁵⁵ J. S. Lange,^{6,36} G. Leder,¹² S. H. Lee,³⁹ T. Lesiak,²⁸
J. Li,³⁸ A. Limosani,²² S.-W. Lin,²⁷ D. Liventsev,¹³ R.-S. Lu,²⁷ J. MacNaughton,¹²
G. Majumder,⁴² F. Mandl,¹² D. Marlow,³⁵ T. Matsubara,⁴⁶ T. Matsuishi,²³
H. Matsumoto,³⁰ S. Matsumoto,⁴ T. Matsumoto,⁴⁸ A. Matyja,²⁸ Y. Mikami,⁴⁵
W. Mitaroff,¹² K. Miyabayashi,²⁴ Y. Miyabayashi,²³ H. Miyake,³² H. Miyata,³⁰
L. C. Moffitt,²² D. Mohapatra,⁵³ G. R. Moloney,²² G. F. Moorhead,²² S. Mori,⁵¹ T. Mori,⁴⁷
J. Mueller,^{9,†} A. Murakami,³⁷ T. Nagamine,⁴⁵ Y. Nagasaka,¹⁰ T. Nakadaira,⁴⁶ E. Nakano,³¹
M. Nakao,⁹ H. Nakazawa,⁹ J. W. Nam,⁴⁰ S. Narita,⁴⁵ Z. Natkaniec,²⁸ K. Neichi,⁴⁴
S. Nishida,⁹ O. Nitoh,⁴⁹ S. Noguchi,²⁴ T. Nozaki,⁹ A. Ogawa,³⁶ S. Ogawa,⁴³ F. Ohno,⁴⁷
T. Ohshima,²³ T. Okabe,²³ S. Okuno,¹⁵ S. L. Olsen,⁸ Y. Onuki,³⁰ W. Ostrowicz,²⁸
H. Ozaki,⁹ P. Pakhlov,¹³ H. Palka,²⁸ C. W. Park,¹⁶ H. Park,¹⁸ K. S. Park,⁴⁰ N. Parslow,⁴¹
L. S. Peak,⁴¹ M. Pernicka,¹² J.-P. Perroud,¹⁹ M. Peters,⁸ L. E. Piilonen,⁵³ F. J. Ronga,¹⁹
N. Root,² M. Rozanska,²⁸ H. Sagawa,⁹ S. Saitoh,⁹ Y. Sakai,⁹ H. Sakamoto,¹⁷ H. Sakaue,³¹
T. R. Sarangi,⁵² M. Satapathy,⁵² A. Satpathy,^{9,5} O. Schneider,¹⁹ S. Schrenk,⁵
J. Schümann,²⁷ C. Schwanda,^{9,12} A. J. Schwartz,⁵ T. Seki,⁴⁸ S. Semenov,¹³ K. Senyo,²³
Y. Settai,⁴ R. Seuster,⁸ M. E. Sevir,²² T. Shibata,³⁰ H. Shibuya,⁴³ M. Shimoyama,²⁴
B. Shwartz,² V. Sidorov,² V. Siegle,³⁶ J. B. Singh,³³ N. Soni,³³ S. Stanič,^{51,‡} M. Starič,¹⁴
A. Sugi,²³ A. Sugiyama,³⁷ K. Sumisawa,⁹ T. Sumiyoshi,⁴⁸ K. Suzuki,⁹ S. Suzuki,⁵⁴
S. Y. Suzuki,⁹ S. K. Swain,⁸ K. Takahashi,⁴⁷ F. Takasaki,⁹ B. Takeshita,³² K. Tamai,⁹
Y. Tamai,³² N. Tamura,³⁰ K. Tanabe,⁴⁶ J. Tanaka,⁴⁶ M. Tanaka,⁹ G. N. Taylor,²²

arXiv:hep-ex/0308029v1 10 Aug 2003

A. Tchouvikov,³⁵ Y. Teramoto,³¹ S. Tokuda,²³ M. Tomoto,⁹ T. Tomura,⁴⁶ S. N. Tovey,²²
 K. Trabelsi,⁸ T. Tsuboyama,⁹ T. Tsukamoto,⁹ K. Uchida,⁸ S. Uehara,⁹ K. Ueno,²⁷
 T. Uglov,¹³ Y. Unno,³ S. Uno,⁹ N. Uozaki,⁴⁶ Y. Ushiroda,⁹ S. E. Vahsen,³⁵ G. Varner,⁸
 K. E. Varvell,⁴¹ C. C. Wang,²⁷ C. H. Wang,²⁶ J. G. Wang,⁵³ M.-Z. Wang,²⁷
 M. Watanabe,³⁰ Y. Watanabe,⁴⁷ L. Widhalm,¹² E. Won,¹⁶ B. D. Yabsley,⁵³ Y. Yamada,⁹
 A. Yamaguchi,⁴⁵ H. Yamamoto,⁴⁵ T. Yamanaka,³² Y. Yamashita,²⁹ Y. Yamashita,⁴⁶
 M. Yamauchi,⁹ H. Yanai,³⁰ Heyoung Yang,³⁹ J. Yashima,⁹ P. Yeh,²⁷ M. Yokoyama,⁴⁶
 K. Yoshida,²³ Y. Yuan,¹¹ Y. Yusa,⁴⁵ H. Yuta,¹ C. C. Zhang,¹¹ J. Zhang,⁵¹ Z. P. Zhang,³⁸
 Y. Zheng,⁸ V. Zhilich,² Z. M. Zhu,³⁴ T. Ziegler,³⁵ D. Žontar,^{20,14} and D. Zürcher¹⁹

(The Belle Collaboration)

¹*Aomori University, Aomori*

²*Budker Institute of Nuclear Physics, Novosibirsk*

³*Chiba University, Chiba*

⁴*Chuo University, Tokyo*

⁵*University of Cincinnati, Cincinnati, Ohio 45221*

⁶*University of Frankfurt, Frankfurt*

⁷*Gyeongsang National University, Chinju*

⁸*University of Hawaii, Honolulu, Hawaii 96822*

⁹*High Energy Accelerator Research Organization (KEK), Tsukuba*

¹⁰*Hiroshima Institute of Technology, Hiroshima*

¹¹*Institute of High Energy Physics,*

Chinese Academy of Sciences, Beijing

¹²*Institute of High Energy Physics, Vienna*

¹³*Institute for Theoretical and Experimental Physics, Moscow*

¹⁴*J. Stefan Institute, Ljubljana*

¹⁵*Kanagawa University, Yokohama*

¹⁶*Korea University, Seoul*

¹⁷*Kyoto University, Kyoto*

¹⁸*Kyungpook National University, Taegu*

¹⁹*Institut de Physique des Hautes Énergies, Université de Lausanne, Lausanne*

²⁰*University of Ljubljana, Ljubljana*

²¹*University of Maribor, Maribor*

²²*University of Melbourne, Victoria*

²³*Nagoya University, Nagoya*

²⁴*Nara Women's University, Nara*

²⁵*National Kaohsiung Normal University, Kaohsiung*

²⁶*National Lien-Ho Institute of Technology, Miao Li*

²⁷*Department of Physics, National Taiwan University, Taipei*

²⁸*H. Niewodniczanski Institute of Nuclear Physics, Krakow*

²⁹*Nihon Dental College, Niigata*

³⁰*Niigata University, Niigata*

³¹*Osaka City University, Osaka*

³²*Osaka University, Osaka*

³³*Panjab University, Chandigarh*

³⁴*Peking University, Beijing*

³⁵*Princeton University, Princeton, New Jersey 08545*

³⁶*RIKEN BNL Research Center, Upton, New York 11973*

³⁷*Saga University, Saga*

³⁸*University of Science and Technology of China, Hefei*

³⁹*Seoul National University, Seoul*

⁴⁰*Sungkyunkwan University, Suwon*

⁴¹*University of Sydney, Sydney NSW*

⁴²*Tata Institute of Fundamental Research, Bombay*

⁴³*Toho University, Funabashi*

⁴⁴*Tohoku Gakuin University, Tagajo*

⁴⁵*Tohoku University, Sendai*

⁴⁶*Department of Physics, University of Tokyo, Tokyo*

⁴⁷*Tokyo Institute of Technology, Tokyo*

⁴⁸*Tokyo Metropolitan University, Tokyo*

⁴⁹*Tokyo University of Agriculture and Technology, Tokyo*

⁵⁰*Toyama National College of Maritime Technology, Toyama*

⁵¹*University of Tsukuba, Tsukuba*

⁵²*Utkal University, Bhubaneswer*

⁵³*Virginia Polytechnic Institute and State University, Blacksburg, Virginia 24061*

⁵⁴*Yokkaichi University, Yokkaichi*

⁵⁵*Yonsei University, Seoul*

Abstract

We report the first observation of a narrow charmonium state produced in the exclusive decay process $B^\pm \rightarrow K^\pm \pi^+ \pi^- J/\psi$. This state, which decays into $\pi^+ \pi^- J/\psi$, has a mass of $3871.8 \pm 0.7(\text{stat}) \pm 0.4(\text{syst})$ MeV, which is very near the $M_D + M_{D^*}$ mass threshold. The results are based on an analysis of 152M $B\bar{B}$ events collected at the $\Upsilon(4S)$ resonance in the Belle detector at the KEKB collider.

PACS numbers: 14.40.Gx,12.39.Mk,13.20.He

INTRODUCTION

A major experimental issue for the $c\bar{c}$ charmonium particle system is the missing (i.e., still unobserved) charmonium states that are expected to be below threshold for decays to open charm and, thus, are narrow. These include the $n = 1$ singlet P state, the $h_c(1P)$, and, possibly, the $J^{PC} = 2^{-+} 1^1D_2 \eta_{c2}$ and $J^{PC} = 2^{-+} 1^3D_2 \psi_2(1D)$, the $n = 1$ singlet and triplet spin-2 D states, which are narrow if their masses are below the $D\bar{D}^*$ threshold. The observation of these states and the determination of their masses would provide useful information about the spin-dependence of the charmonium potential.

B meson decays are a prolific source of charmonium particles. The large B meson samples produced at B -factories provide excellent opportunities to search for the missing states. The Belle group recently reported the first observation of the $\eta_c(2S)$ via its $K_S K^- \pi^+$ decay channel in exclusive $B \rightarrow K K_S K^- \pi^+$ decays based on an analysis of 44.8M $B\bar{B}$ events [1]. Strategies for finding the remaining missing states have been presented by Eichten, Lane and Quigg [2]; they note that a narrow $\psi_2(1D)$ should have a substantial decay branching fraction for the $\pi^+ \pi^- J/\psi$ final state. In this paper, we report on a search for a narrow peak in the $\pi^+ \pi^- J/\psi$ mass spectrum from exclusive $B^+ \rightarrow K^+ \pi^+ \pi^- J/\psi$ decays [3] using a 152M $B\bar{B}$ event sample. The data were collected in the Belle detector at the KEKB energy-asymmetric $e^+ e^-$ collider, which operates at the $\Upsilon(4S)$ resonance ($\sqrt{s} = 10.58$ GeV). KEKB is described in detail in ref. [4]; Belle is described in detail in ref. [5].

B-MESON SIGNAL SELECTION

We use events that satisfy the Belle-standard hadronic-event selection requirements and have a pair of well identified oppositely charged electrons or muons with an invariant mass in the range $3.076 < M_{\ell^+ \ell^-} < 3.116$ GeV, a loosely identified charged kaon and a pair of oppositely charged pions. In order to reject background from γ conversion products and curling tracks, we require the $\pi^+ \pi^-$ invariant mass to be greater than 0.4 GeV. To reduce the level of $e^+ e^- \rightarrow q\bar{q}$ ($q = u, d, s$ or c -quarks) continuum events in the sample, we also require $R_2 < 0.4$, where R_2 is the normalized Fox-Wolfram moment [6], and $|\cos \theta_B| < 0.8$, where θ_B is the polar angle of the B -meson direction in the center-of-mass system (cms).

Candidate $B^+ \rightarrow K^+ \pi^+ \pi^- J/\psi$ mesons are reconstructed using the energy difference $\Delta E \equiv E_B^{\text{cms}} - E_{\text{beam}}^{\text{cms}}$ and the beam-energy constrained mass $M_{\text{bc}} \equiv \sqrt{(E_{\text{beam}}^{\text{cms}})^2 - (p_B^{\text{cms}})^2}$, where $E_{\text{beam}}^{\text{cms}}$ is the beam energy in the cms, and E_B^{cms} and p_B^{cms} are the cms energy and momentum of the B candidate. The signal region is defined as $5.271 < M_{\text{bc}} < 5.289$ GeV/ c^2 and $|\Delta E| < 0.030$ GeV, which corresponds to $\pm 3\sigma$ and $\pm 2.5\sigma$ from the central values, respectively.

RESULTS

Figure 1(a) shows the $\Delta M \equiv M(\pi^+ \pi^- \ell^+ \ell^-) - M(\ell^+ \ell^-)$ mass distribution for events in the ΔE - M_{bc} signal region. Here a large peak corresponding to $\psi' \rightarrow \pi^+ \pi^- J/\psi$ is evident near 0.59 GeV. In addition there is a significant spike in the distribution near 0.77 GeV. Figure 1(b) shows the ΔM distribution for a large sample of generic $B\bar{B}$ Monte Carlo (MC) events. Except for the prominent ψ' peak, the distribution is smooth and featureless. In

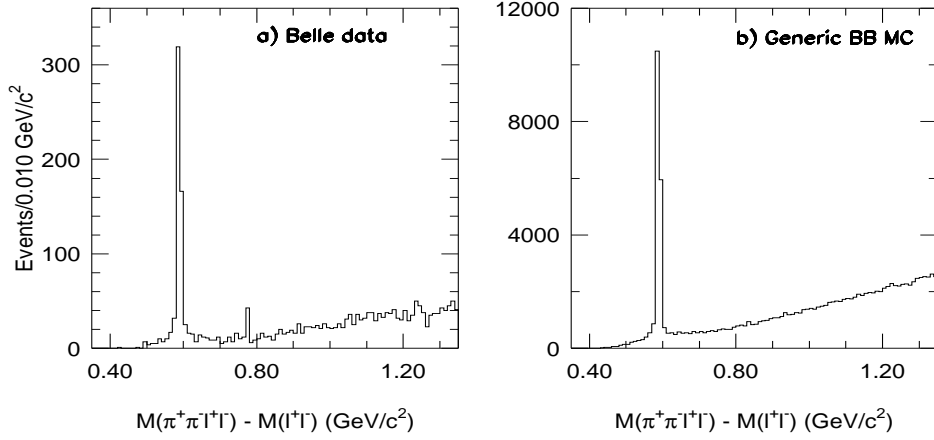


FIG. 1: Distribution of $M(\pi^+\pi^-\ell^+\ell^-) - M(\ell^+\ell^-)$ for events in the ΔE - M_{bc} signal box for (a) Belle data and (b) generic $B\bar{B}$ MC events.

the rest of this paper we use $M(\pi^+\pi^-J/\psi)$ determined from $\Delta M + M_{J/\psi}$, where $M_{J/\psi}$ is PDG [7] value for the J/ψ mass.

In Fig. 2, we show the M_{bc} distributions for 5-MeV $M(\pi^+\pi^-J/\psi)$ bins for the ΔM region around the spike at 0.77 GeV. Here the $|\Delta E| < 0.03$ GeV requirement has been applied. Significant B -meson signals appear in the $M(\pi^+\pi^-J/\psi) = 3870$ MeV mass bin and its immediately adjacent bins, but nowhere else. The curves in the figures indicate the results of fits to the distributions using a Gaussian function to represent the signal and the ARGUS function for the background [8]. Here the peak and width of the signal Gaussian are fixed at values determined from fitting M_{bc} distributions in the ψ' peak region.

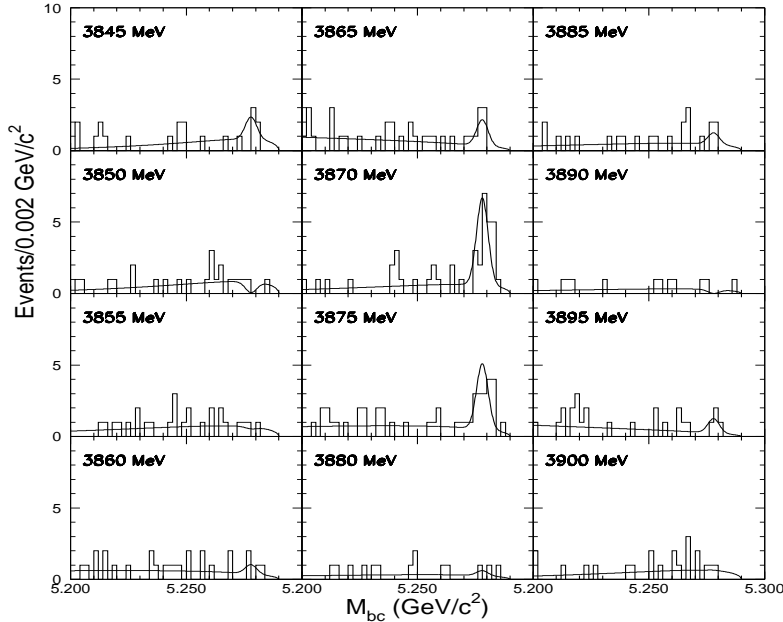


FIG. 2: M_{bc} distributions for events in the ΔE signal box for 5-MeV $M(\pi^+\pi^-J/\psi)$ mass bins in the vicinity of the $\Delta M = 0.77$ GeV spike. The mass values listed in each panel correspond to the center of the bin. The curves are the results of fits described in the text.

Fit results

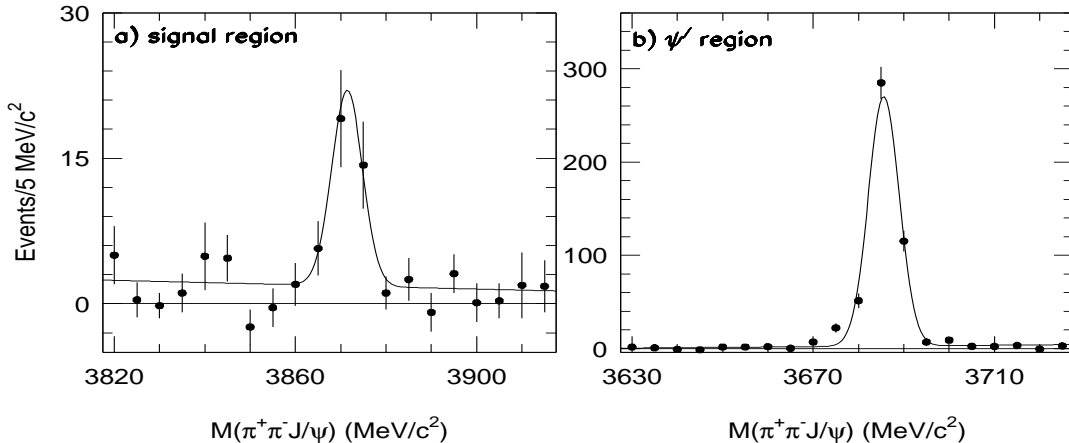


FIG. 3: The data points show the B -meson signal yields from fits to the individual M_{bc} distributions in the (a) $M(\pi^+\pi^-J/\psi) = 3870$ MeV and (b) ψ' regions. The curve represents the results of the fit described in the text.

The B -meson signal yields from the fits to the individual M_{bc} distributions are shown as the data points in Fig. 3(a). The curve is the result of a fit with a Gaussian signal function and a second-order polynomial to represent the background. The fit gives a signal yield of 34.4 ± 6.5 events, a peak mass of $M_X^{meas} = 3871.4 \pm 0.7$ MeV, and a width of $\sigma = 3.4 \pm 0.5$ MeV. The signal significance is estimated to be $\sqrt{-2 \ln(\mathcal{L}_0/\mathcal{L}_{max})} = 8.6\sigma$, where \mathcal{L}_{max} and \mathcal{L}_0 are the likelihood values for the fitted signal yield and for a fit with the amplitude of the signal function fixed at zero, respectively. For comparison, we show in Fig. 3(b) the corresponding distribution and fit for the ψ' peak region. Here the fit results are: 456.6 ± 22.4 events; $M_{\psi'}^{meas} = 3685.6 \pm 0.2$ MeV; and $\sigma = 3.4 \pm 0.2$ MeV. The fitted widths for the ψ' and signal peaks are in good agreement; the fitted ψ' mass is 0.4 MeV below the PDG value of $M_{\psi'}^{PDG} = 3686.00 \pm 0.09$ MeV.

Mass determination and limits on the total width

We determine the mass of the signal peak by referencing to the well measured ψ' mass:

$$M_X = M_X^{meas} - M_{\psi'}^{meas} + M_{\psi'}^{PDG} = 3871.8 \pm 0.7 \text{ MeV.}$$

Here the error is statistical only. Since we reference M_X to the precisely known PDG value for the ψ' mass, the systematic error is small. The $M_{\psi'}$ measurement, which references the J/ψ mass that is 590 MeV away, is within 0.4 MeV of the nominal PDG value. Variation of the mass scale from $M_{\psi'}$ to the M_X requires an extrapolation of only 186 MeV and, thus, can safely be expected to be less than this amount. We conservatively assign 0.4 MeV as the systematic error on the mass.

The fitted signal width is consistent with the resolution. To determine a 90% confidence-level (CL) upper limit on the total width, we repeat fits to the distribution in Fig. 3(a) using a resolution-broadened Breit-Wigner (BW) function to represent the signal. From the variation in $-2 \ln(\mathcal{L})$ with the input BW width we determine a 90% CL upper limit of $\Gamma < 3.5$ MeV.

Di-pion mass distribution and product branching fraction

The open histogram in Fig. 4(a) shows the $\pi^+\pi^-$ invariant mass distribution for the $M = 3872$ MeV signal region; the shaded histogram shows the corresponding distribution for events in the non-signal ΔE - M_{bc} region, normalized to the signal area. The $\pi^+\pi^-$ invariant masses tend to cluster near the kinematic boundary, which is around the ρ mass; the entries below the ρ are consistent with background. Figure 4(b) shows the $\pi^+\pi^-$ mass distribution for the ψ' events. This distribution also peaks near the upper kinematic boundary, which in this case is near 590 MeV.

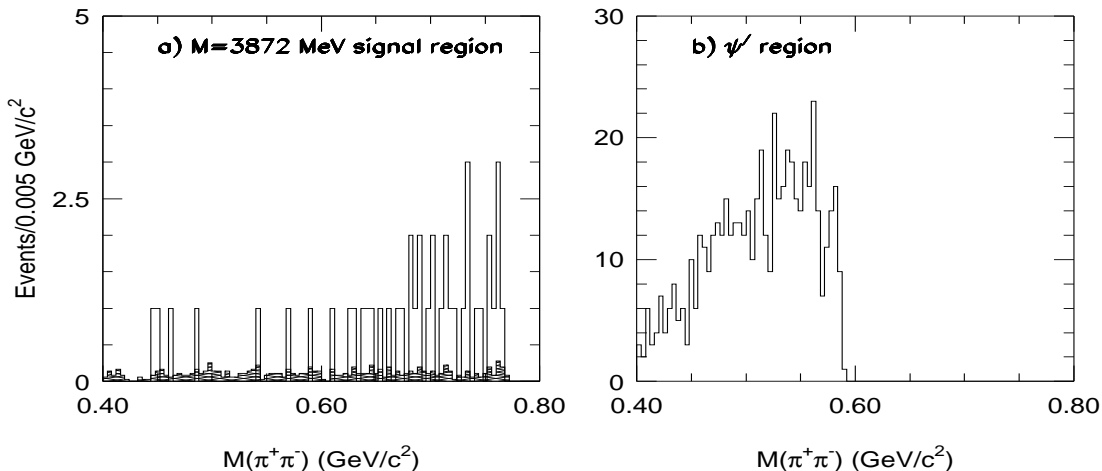


FIG. 4: The $M(\pi^+\pi^-)$ distributions for events in the (a) $M(\pi^+\pi^- J/\psi) = 3870$ MeV signal region and (b) the ψ' region. The shaded histogram is the sideband data normalized to the signal-box area.

Assuming equal acceptances for both channels, we determine a ratio of product branching fractions for $B^+ \rightarrow K^+ X$, $X \rightarrow \pi^+\pi^- J/\psi$ and $B^+ \rightarrow K^+\psi'$, $\psi' \rightarrow \pi^+\pi^- J/\psi$ to be

$$\frac{\mathcal{B}(B^+ \rightarrow K^+ X) \times \mathcal{B}(X \rightarrow \pi^+\pi^- J/\psi)}{\mathcal{B}(B^+ \rightarrow K^+\psi') \times \mathcal{B}(\psi' \rightarrow \pi^+\pi^- J/\psi)} = 0.075 \pm 0.014(\text{stat}) \pm 0.007(\text{syst}).$$

Here the systematic error includes possible different efficiencies for the $M(\pi^+\pi^-) > 0.4$ GeV selection requirement for the two channels, estimated by comparing the ψ' yield with and without this requirement.

DISCUSSION

The mass of the observed state is higher than potential model expectations for the center-of-gravity (*cog*) of the 1^3D_{cJ} states: the Cornell [9] and the Buchmüller-Tye [10] potentials both give $M_{\text{cog}}(1D) = 3810$ MeV, which is 60 MeV below the observed state. (As the center state of the $^3D_{cJ}$ triplet, one expects the $^3D_{c2}$ to be near the *cog*.) Moreover, the $^3D_{c1}$ state has been identified with the $\psi''(3770)$. Identification of the observed state with the $^3D_{c2}$ state would imply a $^3D_{c2} - ^3D_{c1}$ splitting of ~ 100 MeV. On the other hand, complications due to effects of coupling to real $D\bar{D}$ and virtual $D\bar{D}^*$ states may reduce the validity of potential model calculations for these states [9, 11, 12].

The $\pi^+\pi^-$ invariant masses for the $M = 3872$ MeV signal region concentrate near the upper kinematic boundary (Fig. 4(a)), as is also the case for $\psi' \rightarrow \pi^+\pi^- J/\psi$ (Fig. 4(b)). For the $M = 3872$ MeV signal region, however, the boundary corresponds to the mass of the ρ . The decay ${}^3D_{c2} \rightarrow \rho J/\psi$ is an isospin-violating process, and these are strongly suppressed in $\psi' \rightarrow J/\psi$ transitions. With more data, we could determine whether or not the $\pi^+\pi^-$ system is coming from ρ meson decay, which could have important consequences for the interpretation of this state.

The measured mass of the state is within errors of the $D^0\bar{D}^{*0}$ mass threshold (3871.3 ± 0.5 MeV [7]). This would be expected for a loosely bound DD^* multiquark “molecular state,” such as proposed by De Rujula, Georgi and Glashow in 1977 [13].

CONCLUSION

We have observed a strong signal (8.6σ) for a state that decays to $\pi^+\pi^- J/\psi$ with

$$M = 3871.8 \pm 0.7 \text{ (stat)} \pm 0.4 \text{ (syst) MeV}$$

$$\Gamma < 3.5 \text{ MeV} .$$

This mass value is about 60 MeV higher than potential model predictions for a 1D charmonium state and equal, within errors, to $M_{D^0} + M_{D^{*0}}$. This coincidence with the $D^0\bar{D}^{*0}$ mass threshold suggests that this may be a DD^* multiquark state.

ACKNOWLEDGEMENTS

We wish to thank the KEKB accelerator group for the excellent operation of the KEKB accelerator. We acknowledge support from the Ministry of Education, Culture, Sports, Science, and Technology of Japan and the Japan Society for the Promotion of Science; the Australian Research Council and the Australian Department of Industry, Science and Resources; the National Science Foundation of China under contract No. 10175071; the Department of Science and Technology of India; the BK21 program of the Ministry of Education of Korea and the CHEP SRC program of the Korea Science and Engineering Foundation; the Polish State Committee for Scientific Research under contract No. 2P03B 01324; the Ministry of Science and Technology of the Russian Federation; the Ministry of Education, Science and Sport of the Republic of Slovenia; the National Science Council and the Ministry of Education of Taiwan; and the U.S. Department of Energy.

* on leave from Fermi National Accelerator Laboratory, Batavia, Illinois 60510

† on leave from University of Pittsburgh, Pittsburgh PA 15260

‡ on leave from Nova Gorica Polytechnic, Nova Gorica

[1] S.K. Choi *et al.* (Belle Collaboration), Phys. Rev. Lett. **89**, 102001 (2002).

[2] E.J. Eichten, K. Lane, and C. Quigg, Phys. Rev. Lett. **89**, 162002 (2002). See also P. Ko, J. Lee and H.S. Song, Phys. Lett. **B395**, 107 (1997).

[3] In this paper, the inclusion of charge conjugate states is always implied.

[4] S. Kurokawa and E. Kikutani, Nucl. Inst. Meth. **A499**, 1 (2003).

- [5] A. Abashian *et al.* (Belle Collaboration), Nucl. Inst. Meth. **A479**, 117 (2002).
- [6] G. Fox and S. Wolfram, Phys. Rev. Lett. **41**, 162002 (1978).
- [7] D.E. Groom *et al.* (PDG), Eur. Phys. Journ. **C15**, 1 (2002).
- [8] H. Albrecht *et al.* (ARGUS Collaboration) Phys. Lett. **B241**, 278 (1990).
- [9] E. Eichten, K. Gottfried, T. Kinoshita, K.D. Lane and T.M. Yan, Phys. Rev. **D21**, 203 (1980).
- [10] W. Buchmüller and S-H.H. Tye, Phys. Rev. **D24**, 132 (1981).
- [11] Jonathan Rosner, private communication.
- [12] Chris Quigg, private communication.
- [13] A. De Rujula, H. Georgi and S.L. Glashow, Phys. Rev. Lett. **38**, 317 (1977).