

## Observation of the $D_{sJ}^*(2317)$ and $D_{sJ}^*(2460)$ in $B$ decays

K. Abe,<sup>9</sup> K. Abe,<sup>44</sup> N. Abe,<sup>47</sup> R. Abe,<sup>30</sup> T. Abe,<sup>9</sup> I. Adachi,<sup>9</sup> Byoung Sup Ahn,<sup>16</sup>  
H. Aihara,<sup>46</sup> M. Akatsu,<sup>23</sup> M. Asai,<sup>10</sup> Y. Asano,<sup>51</sup> T. Aso,<sup>50</sup> V. Aulchenko,<sup>2</sup> T. Aushev,<sup>13</sup>  
S. Bahinipati,<sup>5</sup> A. M. Bakich,<sup>41</sup> Y. Ban,<sup>34</sup> E. Banas,<sup>28</sup> S. Banerjee,<sup>42</sup> A. Bay,<sup>19</sup>  
I. Bedny,<sup>2</sup> P. K. Behera,<sup>52</sup> I. Bizjak,<sup>14</sup> A. Bondar,<sup>2</sup> A. Bozek,<sup>28</sup> M. Bračko,<sup>21,14</sup>  
J. Brodzicka,<sup>28</sup> T. E. Browder,<sup>8</sup> M.-C. Chang,<sup>27</sup> P. Chang,<sup>27</sup> Y. Chao,<sup>27</sup> K.-F. Chen,<sup>27</sup>  
B. G. Cheon,<sup>40</sup> R. Chistov,<sup>13</sup> S.-K. Choi,<sup>7</sup> Y. Choi,<sup>40</sup> Y. K. Choi,<sup>40</sup> M. Danilov,<sup>13</sup>  
M. Dash,<sup>53</sup> E. A. Dodson,<sup>8</sup> L. Y. Dong,<sup>11</sup> R. Dowd,<sup>22</sup> J. Dragic,<sup>22</sup> A. Drutskoy,<sup>13</sup>  
S. Eidelman,<sup>2</sup> V. Eiges,<sup>13</sup> Y. Enari,<sup>23</sup> D. Epifanov,<sup>2</sup> C. W. Everton,<sup>22</sup> F. Fang,<sup>8</sup> H. Fujii,<sup>9</sup>  
C. Fukunaga,<sup>48</sup> N. Gabyshev,<sup>9</sup> A. Garmash,<sup>2,9</sup> T. Gershon,<sup>9</sup> G. Gokhroo,<sup>42</sup> B. Golob,<sup>20,14</sup>  
A. Gordon,<sup>22</sup> M. Grosse Perdekamp,<sup>36</sup> H. Guler,<sup>8</sup> R. Guo,<sup>25</sup> J. Haba,<sup>9</sup> C. Hagner,<sup>53</sup>  
F. Handa,<sup>45</sup> K. Hara,<sup>32</sup> T. Hara,<sup>32</sup> Y. Harada,<sup>30</sup> N. C. Hastings,<sup>9</sup> K. Hasuko,<sup>36</sup>  
H. Hayashii,<sup>24</sup> M. Hazumi,<sup>9</sup> E. M. Heenan,<sup>22</sup> I. Higuchi,<sup>45</sup> T. Higuchi,<sup>9</sup> L. Hinz,<sup>19</sup>  
T. Hojo,<sup>32</sup> T. Hokuue,<sup>23</sup> Y. Hoshi,<sup>44</sup> K. Hoshina,<sup>49</sup> W.-S. Hou,<sup>27</sup> Y. B. Hsiung,<sup>27,\*</sup>  
H.-C. Huang,<sup>27</sup> T. Igaki,<sup>23</sup> Y. Igarashi,<sup>9</sup> T. Iijima,<sup>23</sup> K. Inami,<sup>23</sup> A. Ishikawa,<sup>23</sup> H. Ishino,<sup>47</sup>  
R. Itoh,<sup>9</sup> M. Iwamoto,<sup>3</sup> H. Iwasaki,<sup>9</sup> M. Iwasaki,<sup>46</sup> Y. Iwasaki,<sup>9</sup> H. K. Jang,<sup>39</sup> R. Kagan,<sup>13</sup>  
H. Kakuno,<sup>47</sup> J. Kaneko,<sup>47</sup> J. H. Kang,<sup>55</sup> J. S. Kang,<sup>16</sup> P. Kapusta,<sup>28</sup> M. Kataoka,<sup>24</sup>  
S. U. Kataoka,<sup>24</sup> N. Katayama,<sup>9</sup> H. Kawai,<sup>3</sup> H. Kawai,<sup>46</sup> Y. Kawakami,<sup>23</sup> N. Kawamura,<sup>1</sup>  
T. Kawasaki,<sup>30</sup> N. Kent,<sup>8</sup> A. Kibayashi,<sup>47</sup> H. Kichimi,<sup>9</sup> D. W. Kim,<sup>40</sup> Heejong Kim,<sup>55</sup>  
H. J. Kim,<sup>55</sup> H. O. Kim,<sup>40</sup> Hyunwoo Kim,<sup>16</sup> J. H. Kim,<sup>40</sup> S. K. Kim,<sup>39</sup> T. H. Kim,<sup>55</sup>  
K. Kinoshita,<sup>5</sup> S. Kobayashi,<sup>37</sup> P. Koppenburg,<sup>9</sup> K. Korotushenko,<sup>35</sup> S. Korpar,<sup>21,14</sup>  
P. Križan,<sup>20,14</sup> P. Krokovny,<sup>2</sup> R. Kulasiri,<sup>5</sup> S. Kumar,<sup>33</sup> E. Kurihara,<sup>3</sup> A. Kusaka,<sup>46</sup>  
A. Kuzmin,<sup>2</sup> Y.-J. Kwon,<sup>55</sup> J. S. Lange,<sup>6,36</sup> G. Leder,<sup>12</sup> S. H. Lee,<sup>39</sup> T. Lesiak,<sup>28</sup>  
J. Li,<sup>38</sup> A. Limosani,<sup>22</sup> S.-W. Lin,<sup>27</sup> D. Liventsev,<sup>13</sup> R.-S. Lu,<sup>27</sup> J. MacNaughton,<sup>12</sup>  
G. Majumder,<sup>42</sup> F. Mandl,<sup>12</sup> D. Marlow,<sup>35</sup> T. Matsubara,<sup>46</sup> T. Matsuishi,<sup>23</sup>  
H. Matsumoto,<sup>30</sup> S. Matsumoto,<sup>4</sup> T. Matsumoto,<sup>48</sup> A. Matyja,<sup>28</sup> Y. Mikami,<sup>45</sup>  
W. Mitaroff,<sup>12</sup> K. Miyabayashi,<sup>24</sup> Y. Miyabayashi,<sup>23</sup> H. Miyake,<sup>32</sup> H. Miyata,<sup>30</sup>  
L. C. Moffitt,<sup>22</sup> D. Mohapatra,<sup>53</sup> G. R. Moloney,<sup>22</sup> G. F. Moorhead,<sup>22</sup> S. Mori,<sup>51</sup> T. Mori,<sup>47</sup>  
J. Mueller,<sup>9,†</sup> A. Murakami,<sup>37</sup> T. Nagamine,<sup>45</sup> Y. Nagasaka,<sup>10</sup> T. Nakadaira,<sup>46</sup> E. Nakano,<sup>31</sup>  
M. Nakao,<sup>9</sup> H. Nakazawa,<sup>9</sup> J. W. Nam,<sup>40</sup> S. Narita,<sup>45</sup> Z. Natkaniec,<sup>28</sup> K. Neichi,<sup>44</sup>  
S. Nishida,<sup>9</sup> O. Nitoh,<sup>49</sup> S. Noguchi,<sup>24</sup> T. Nozaki,<sup>9</sup> A. Ogawa,<sup>36</sup> S. Ogawa,<sup>43</sup> F. Ohno,<sup>47</sup>  
T. Ohshima,<sup>23</sup> T. Okabe,<sup>23</sup> S. Okuno,<sup>15</sup> S. L. Olsen,<sup>8</sup> Y. Onuki,<sup>30</sup> W. Ostrowicz,<sup>28</sup>  
H. Ozaki,<sup>9</sup> P. Pakhlov,<sup>13</sup> H. Palka,<sup>28</sup> C. W. Park,<sup>16</sup> H. Park,<sup>18</sup> K. S. Park,<sup>40</sup> N. Parslow,<sup>41</sup>  
L. S. Peak,<sup>41</sup> M. Pernicka,<sup>12</sup> J.-P. Perroud,<sup>19</sup> M. Peters,<sup>8</sup> L. E. Pilonen,<sup>53</sup> F. J. Ronga,<sup>19</sup>  
N. Root,<sup>2</sup> M. Rozanska,<sup>28</sup> H. Sagawa,<sup>9</sup> S. Saitoh,<sup>9</sup> Y. Sakai,<sup>9</sup> H. Sakamoto,<sup>17</sup> H. Sakaue,<sup>31</sup>  
T. R. Sarangi,<sup>52</sup> M. Satapathy,<sup>52</sup> A. Satpathy,<sup>9,5</sup> O. Schneider,<sup>19</sup> S. Schrenk,<sup>5</sup>  
J. Schümann,<sup>27</sup> C. Schwanda,<sup>9,12</sup> A. J. Schwartz,<sup>5</sup> T. Seki,<sup>48</sup> S. Semenov,<sup>13</sup> K. Senyo,<sup>23</sup>  
Y. Settai,<sup>4</sup> R. Seuster,<sup>8</sup> M. E. Sevir,<sup>22</sup> T. Shibata,<sup>30</sup> H. Shibuya,<sup>43</sup> M. Shimoyama,<sup>24</sup>  
B. Shwartz,<sup>2</sup> V. Sidorov,<sup>2</sup> V. Siegle,<sup>36</sup> J. B. Singh,<sup>33</sup> N. Soni,<sup>33</sup> S. Stanič,<sup>51,‡</sup> M. Starič,<sup>14</sup>  
A. Sugi,<sup>23</sup> A. Sugiyama,<sup>37</sup> K. Sumisawa,<sup>9</sup> T. Sumiyoshi,<sup>48</sup> K. Suzuki,<sup>9</sup> S. Suzuki,<sup>54</sup>  
S. Y. Suzuki,<sup>9</sup> S. K. Swain,<sup>8</sup> K. Takahashi,<sup>47</sup> F. Takasaki,<sup>9</sup> B. Takeshita,<sup>32</sup> K. Tamai,<sup>9</sup>

Y. Tamai,<sup>32</sup> N. Tamura,<sup>30</sup> K. Tanabe,<sup>46</sup> J. Tanaka,<sup>46</sup> M. Tanaka,<sup>9</sup> G. N. Taylor,<sup>22</sup>  
A. Tchouvikov,<sup>35</sup> Y. Teramoto,<sup>31</sup> S. Tokuda,<sup>23</sup> M. Tomoto,<sup>9</sup> T. Tomura,<sup>46</sup> S. N. Tovey,<sup>22</sup>  
K. Trabelsi,<sup>8</sup> T. Tsuboyama,<sup>9</sup> T. Tsukamoto,<sup>9</sup> K. Uchida,<sup>8</sup> S. Uehara,<sup>9</sup> K. Ueno,<sup>27</sup>  
T. Uglov,<sup>13</sup> Y. Unno,<sup>3</sup> S. Uno,<sup>9</sup> N. Uozaki,<sup>46</sup> Y. Ushiroda,<sup>9</sup> S. E. Vahsen,<sup>35</sup> G. Varner,<sup>8</sup>  
K. E. Varvell,<sup>41</sup> C. C. Wang,<sup>27</sup> C. H. Wang,<sup>26</sup> J. G. Wang,<sup>53</sup> M.-Z. Wang,<sup>27</sup>  
M. Watanabe,<sup>30</sup> Y. Watanabe,<sup>47</sup> L. Widhalm,<sup>12</sup> E. Won,<sup>16</sup> B. D. Yabsley,<sup>53</sup> Y. Yamada,<sup>9</sup>  
A. Yamaguchi,<sup>45</sup> H. Yamamoto,<sup>45</sup> T. Yamanaka,<sup>32</sup> Y. Yamashita,<sup>29</sup> Y. Yamashita,<sup>46</sup>  
M. Yamauchi,<sup>9</sup> H. Yanai,<sup>30</sup> Heyoung Yang,<sup>39</sup> J. Yashima,<sup>9</sup> P. Yeh,<sup>27</sup> M. Yokoyama,<sup>46</sup>  
K. Yoshida,<sup>23</sup> Y. Yuan,<sup>11</sup> Y. Yusa,<sup>45</sup> H. Yuta,<sup>1</sup> C. C. Zhang,<sup>11</sup> J. Zhang,<sup>51</sup> Z. P. Zhang,<sup>38</sup>  
Y. Zheng,<sup>8</sup> V. Zhilich,<sup>2</sup> Z. M. Zhu,<sup>34</sup> T. Ziegler,<sup>35</sup> D. Žontar,<sup>20,14</sup> and D. Zürcher<sup>19</sup>

(The Belle Collaboration)

<sup>1</sup>*Aomori University, Aomori*

<sup>2</sup>*Budker Institute of Nuclear Physics, Novosibirsk*

<sup>3</sup>*Chiba University, Chiba*

<sup>4</sup>*Chuo University, Tokyo*

<sup>5</sup>*University of Cincinnati, Cincinnati, Ohio 45221*

<sup>6</sup>*University of Frankfurt, Frankfurt*

<sup>7</sup>*Gyeongsang National University, Chinju*

<sup>8</sup>*University of Hawaii, Honolulu, Hawaii 96822*

<sup>9</sup>*High Energy Accelerator Research Organization (KEK), Tsukuba*

<sup>10</sup>*Hiroshima Institute of Technology, Hiroshima*

<sup>11</sup>*Institute of High Energy Physics,*

*Chinese Academy of Sciences, Beijing*

<sup>12</sup>*Institute of High Energy Physics, Vienna*

<sup>13</sup>*Institute for Theoretical and Experimental Physics, Moscow*

<sup>14</sup>*J. Stefan Institute, Ljubljana*

<sup>15</sup>*Kanagawa University, Yokohama*

<sup>16</sup>*Korea University, Seoul*

<sup>17</sup>*Kyoto University, Kyoto*

<sup>18</sup>*Kyungpook National University, Taegu*

<sup>19</sup>*Institut de Physique des Hautes Énergies, Université de Lausanne, Lausanne*

<sup>20</sup>*University of Ljubljana, Ljubljana*

<sup>21</sup>*University of Maribor, Maribor*

<sup>22</sup>*University of Melbourne, Victoria*

<sup>23</sup>*Nagoya University, Nagoya*

<sup>24</sup>*Nara Women's University, Nara*

<sup>25</sup>*National Kaohsiung Normal University, Kaohsiung*

<sup>26</sup>*National Lien-Ho Institute of Technology, Miao Li*

<sup>27</sup>*Department of Physics, National Taiwan University, Taipei*

<sup>28</sup>*H. Niewodniczanski Institute of Nuclear Physics, Krakow*

<sup>29</sup>*Nihon Dental College, Niigata*

<sup>30</sup>*Niigata University, Niigata*

<sup>31</sup>*Osaka City University, Osaka*

<sup>32</sup>*Osaka University, Osaka*

<sup>33</sup>*Panjab University, Chandigarh*

<sup>34</sup>*Peking University, Beijing*

<sup>35</sup>*Princeton University, Princeton, New Jersey 08545*  
<sup>36</sup>*RIKEN BNL Research Center, Upton, New York 11973*  
<sup>37</sup>*Saga University, Saga*

<sup>38</sup>*University of Science and Technology of China, Hefei*  
<sup>39</sup>*Seoul National University, Seoul*

<sup>40</sup>*Sungkyunkwan University, Suwon*

<sup>41</sup>*University of Sydney, Sydney NSW*

<sup>42</sup>*Tata Institute of Fundamental Research, Bombay*

<sup>43</sup>*Toho University, Funabashi*

<sup>44</sup>*Tohoku Gakuin University, Tagajo*

<sup>45</sup>*Tohoku University, Sendai*

<sup>46</sup>*Department of Physics, University of Tokyo, Tokyo*

<sup>47</sup>*Tokyo Institute of Technology, Tokyo*

<sup>48</sup>*Tokyo Metropolitan University, Tokyo*

<sup>49</sup>*Tokyo University of Agriculture and Technology, Tokyo*

<sup>50</sup>*Toyama National College of Maritime Technology, Toyama*

<sup>51</sup>*University of Tsukuba, Tsukuba*

<sup>52</sup>*Utkal University, Bhubaneswer*

<sup>53</sup>*Virginia Polytechnic Institute and State University, Blacksburg, Virginia 24061*

<sup>54</sup>*Yokkaichi University, Yokkaichi*

<sup>55</sup>*Yonsei University, Seoul*

## Abstract

We report on a study of the  $B \rightarrow DD_{sJ}^*(2317)$  and  $B \rightarrow DD_{sJ}^*(2460)$  decays based on  $123.7 \times 10^6$   $B\bar{B}$  events collected with the Belle detector at KEKB. The  $B \rightarrow DD_{sJ}^*(2317)$  and  $B \rightarrow DD_{sJ}^*(2460)$  decays have been observed for the first time. We observe the  $D_{sJ}^*(2317)$  decay to  $D_s\pi^0$  and  $D_{sJ}^*(2460)$  decay to the  $D_s^*\pi^0$  and  $D_s\gamma$  final states. We also set the 90% CL upper limits for the decays  $D_{sJ}^*(2317) \rightarrow D_s^*\gamma$ ,  $D_{sJ}^*(2460) \rightarrow D_s^*\gamma$ ,  $D_{sJ}^*(2460) \rightarrow D_s\pi^0$  and  $D_{sJ}^*(2460) \rightarrow D_s\pi^+\pi^-$ .

---

\*on leave from Fermi National Accelerator Laboratory, Batavia, Illinois 60510

†on leave from University of Pittsburgh, Pittsburgh PA 15260

‡on leave from Nova Gorica Polytechnic, Nova Gorica

## I. INTRODUCTION

Recently the BaBar collaboration reported on the observation of a new  $D_s\pi^0$  resonance with a mass of 2317 MeV and a very narrow width [1]. A natural interpretation is that this is a  $p$ -wave  $c\bar{s}$  quark state that is below the  $DK$  threshold, which accounts for the small width [2]. This interpretation is supported by the observation of a  $D_s^*\pi^0$  resonance [3] by the CLEO collaboration [4]. Both groups observe these states in inclusive  $e^+e^-$  processes. The mass difference between the two observed states is consistent with the expected hyperfine splitting of the  $p$ -wave  $D_s$  meson doublet with total light-quark angular momentum  $j = 1/2$  [2]. However, the masses of these states are considerably below potential model expectations [5], and are nearly the same as the corresponding  $c\bar{u}$  states recently measured by Belle [6]. The low mass values have caused speculation that these states may be more exotic than a simple  $q\bar{q}$  meson system [7, 8, 9, 10, 11, 12]. To clarify the nature of these states, it is necessary to determine their quantum numbers and decay branching fractions, particularly those for radiative decays. In this connection it is useful to search for these states, which we refer to as  $D_{sJ}^*$ , in exclusive  $B$  meson decay processes.

We search for decays of the type  $B \rightarrow DD_{sJ}^*$ , which are expected to be the dominant exclusive  $D_{sJ}^*$  production mechanism in  $B$  decays. Because of the known properties of the parent  $B$  meson, angular analyses of these decays could unambiguously determine the  $D_{sJ}^*$  quantum numbers. Moreover, since QCD sum rules in HQET predict that  $p$ -wave mesons with  $j = 1/2$  should be more readily produced in  $B$  decays than mesons with  $j = 3/2$  [13], the observation of  $B \rightarrow DD_{sJ}^*$  would provide additional support for the  $p$ -wave nature of these states as well as serve as a check of these predictions.

In this Letter we report on a search for the  $B \rightarrow DD_{sJ}^*(2317)$  and  $B \rightarrow DD_{sJ}^*(2460)$  decays based on a  $123.7 \times 10^6$  produced  $B\bar{B}$  pairs at the KEKB asymmetric energy  $e^+e^-$  collider [15]. The inclusion of charge conjugate states is implicit throughout this report.

## II. EVENT SELECTION

The Belle detector has been described elsewhere [14]. We select well measured charged tracks that have impact parameters with respect to interaction point (IP) that are less than 0.2 cm in the radial direction and less than 2.5 cm along the beam direction ( $z$ ). We also require that the transverse momentum of the tracks be greater than 0.05 GeV/ $c$  in order to reduce the combinatorial background from low momentum particles.

For charged particle identification (PID), the combined information from specific ionization in the central drift chamber ( $dE/dx$ ), time-of-flight scintillation counters and aerogel Čerenkov counters is used. Charged kaons are selected with PID criteria that have an efficiency of 88%, a pion misidentification probability of 8%, and negligible contamination from protons. All charged tracks with PID responses consistent with a pion hypothesis that are not positively identified as electrons are considered as pion candidates.

Neutral kaons are reconstructed via the decay  $K_S^0 \rightarrow \pi^+\pi^-$  with no PID requirements for the daughter pions. The two-pion invariant mass is required to be within 9 MeV/ $c^2$  ( $\sim 3\sigma$ ) of the  $K^0$  mass and the displacement of the  $\pi^+\pi^-$  vertex from the IP in the transverse ( $r - \phi$ ) plane is required to be between 0.2 cm and 20 cm. The direction in the  $r - \phi$  plane from the IP to the  $\pi^+\pi^-$  vertex is required to agree within 0.2 radians with the combined momentum of the two pions.

Photon candidates are selected from energy deposit clusters in the CsI electromagnetic

calorimeter. Each photon candidate is required to have a laboratory energy greater than 30 MeV with no associated charged track, and a shower shape that is consistent with an electromagnetic shower. A pair of photons with an invariant mass within  $12 \text{ MeV}/c^2$  ( $\sim 2.5\sigma$ ) of the  $\pi^0$  mass is considered as a  $\pi^0$  candidate.

We reconstruct  $D_s^+$  mesons in the  $\phi\pi^+$ ,  $\bar{K}^{*0}K^+$  and  $K_S^0K^+$  decay channels. The  $\phi$  mesons are reconstructed from the  $K^+K^-$  pairs with the invariant mass within  $10 \text{ MeV}/c^2$  ( $\sim 2.5\Gamma$ ) from the  $\phi$  mass. The  $\bar{K}^{*0}$  mesons are reconstructed from  $K^-\pi^+$  pairs with an invariant mass within  $75 \text{ MeV}/c^2$  ( $1.5\Gamma$ ) of the  $\bar{K}^{*0}$  mass. After calculating the invariant mass of the corresponding set of particles, we define a  $D_s$  signal region as being within  $12 \text{ MeV}/c^2$  ( $\sim 2.5\sigma$ ) of the  $D_s$  mass.  $D_s^*$  mesons are reconstructed in the  $D_s^* \rightarrow D_s\gamma$  decay channel. The mass difference between  $D_s^*$  and  $D_s$  candidates is required to be within  $8 \text{ MeV}/c^2$  of its nominal value ( $\sim 2.5\sigma$ ).

We reconstruct  $\bar{D}^0(D^-)$  mesons in the  $K^+\pi^-$ ,  $K^+\pi^-\pi^-\pi^+$  and  $K^+\pi^-\pi^0$  ( $K^+\pi^-\pi^-$ ) decay channels and require the invariant mass to be within  $12 \text{ MeV}/c^2$  of the  $\bar{D}^0(D^-)$  mass. For the  $\pi^0$  from the  $\bar{D}^0 \rightarrow K^+\pi^-\pi^0$  decay, we require that the  $\pi^0$  momentum in the  $\Upsilon(4S)$  center-of-mass (CM) frame be greater than  $0.4 \text{ GeV}/c$  in order to reduce combinatorial backgrounds.

We combine  $D$  candidates with a  $D_s^{(*)+}$  and a  $\pi^0$ ,  $\gamma$ , or  $\pi^+\pi^-$  pair to form  $B$  mesons. Candidate events are identified by their CM energy difference,  $\Delta E = (\sum_i E_i) - E_b$ , and the beam constrained mass,  $M_{bc} = \sqrt{E_b^2 - (\sum_i \vec{p}_i)^2}$ , where  $E_b$  is the beam energy and  $\vec{p}_i$  and  $E_i$  are the momenta and energies of the decay products of the  $B$  meson in the CM frame. We select events with  $M_{bc} > 5.2 \text{ GeV}/c^2$  and  $|\Delta E| < 0.2 \text{ GeV}$ , and define a  $B$  signal region of  $5.272 \text{ GeV}/c^2 < M_{bc} < 5.288 \text{ GeV}/c^2$  and  $|\Delta E| < 0.03 \text{ GeV}$ . In the cases with more than one candidate in an event, the one with the  $D$  and  $D_s^{(*)+}$  masses closest to the nominal values is chosen. We use a Monte Carlo (MC) simulation to model the response of the detector and determine the efficiency [16].

### III. BACKGROUND SUPPRESSION

Variables that characterize the event topology are used to suppress background from the two-jet-like  $e^+e^- \rightarrow q\bar{q}$  continuum process. We require  $|\cos\theta_{\text{thr}}| < 0.80$ , where  $\theta_{\text{thr}}$  is the angle between the thrust axis of the  $B$  candidate and that of the rest of the event; this eliminates 77% of the continuum background while retaining 78% of the signal events. To suppress combinatorial background we apply a restriction on the invariant mass of the  $D$  meson and the  $\pi^0$  or  $\gamma$  from  $D_{sJ}^*$  decay:  $M(D\pi^0) > 2.3 \text{ GeV}/c^2$ ,  $M(D\gamma) > 2.2 \text{ GeV}/c^2$ .

### IV. RESULTS OF THE ANALYSIS

#### A. Calculation of branching fractions

The  $\Delta E$  and  $D_{sJ}^*$  candidate's invariant mass ( $M(D_{sJ}^*)$ ) distributions for  $B \rightarrow DD_{sJ}^*$  candidates are presented in Fig. 1, where all  $\bar{D}^0$  and  $D^-$  decay modes are combined. Each distribution is the projection of the signal region of the other parameter; distributions for events in the  $M(D_{sJ}^*)$  and  $\Delta E$  sidebands are shown as hatched histograms.

Clear signals are observed for the  $DD_{sJ}^*(2320)[D_s\pi^0]$  and  $DD_{sJ}^*(2460)[D_s^*\pi^0, D_s\gamma]$  final states. The measured masses for the  $D_{sJ}^*(2317)$  and  $D_{sJ}^*(2460)$  are  $(2319.8 \pm 2.1 \pm 2.0) \text{ MeV}/c^2$

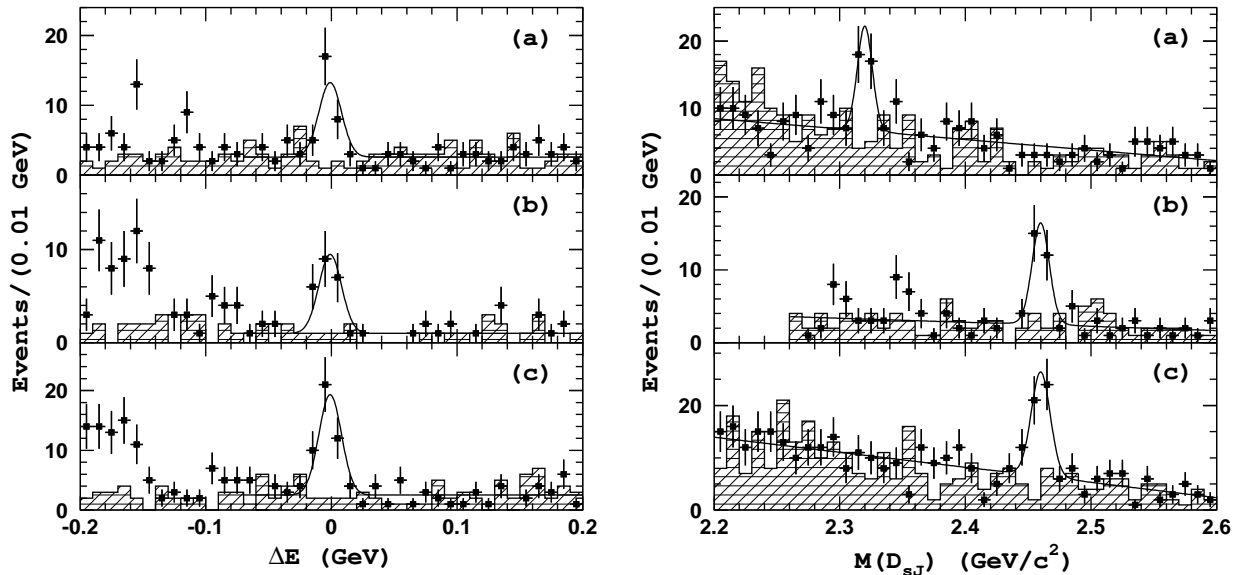


FIG. 1:  $\Delta E$  (left) and  $M(D_{sJ}^*)$  (right) distributions for the  $B \rightarrow DD_{sJ}^*$  candidates: (a)  $D_{sJ}^*(2320) \rightarrow D_s \pi^0$ , (b)  $D_{sJ}^*(2460) \rightarrow D_s \pi^0$  and (c)  $D_{sJ}^*(2460) \rightarrow D_s \gamma$ . Points with errors represent the experimental data, hatched histograms show the sidebands and curves are the results of the fits.

and  $(2459.2 \pm 1.6 \pm 2.0)$  MeV/ $c^2$ .

For each decay channel, the  $\Delta E$  distribution is fitted with a Gaussian signal and a linear background function. The Gaussian mean value and width are fixed to the values from a MC simulation of signal events. The region  $\Delta E < -0.07$  GeV is excluded from the fit to avoid contributions from other  $B$  decays of the type  $B \rightarrow DD_{sJ}^* X$  where  $X$  denotes an additional particle that is not reconstructed. The fit results are given in Table I, where the listed efficiencies include intermediate branching fractions. The statistical significance of the signal quoted in Table I is defined as  $\sqrt{-2 \ln(\mathcal{L}_0/\mathcal{L}_{max})}$ , where  $\mathcal{L}_{max}$  and  $\mathcal{L}_0$  denote the maximum likelihood with the nominal and with zero signal yield, respectively.

The combined fit quoted in Table II is the summed results for the  $\bar{D}^0$  and  $D^-$  modes assuming isospin invariance. The normalization of the background in each sub-mode is allowed to float while the signal yields are required to satisfy the constraint  $N_i = N_{B\bar{B}} \cdot \mathcal{B}(B \rightarrow DD_{sJ}^*) \cdot \varepsilon_i$ , where the branching fraction  $\mathcal{B}(B \rightarrow DD_{sJ}^*)$  is a fit parameter;  $N_{B\bar{B}}$  is the number of  $B\bar{B}$  pairs and  $\varepsilon_i$  is the efficiency, which includes all intermediate branching fractions. From the two  $B \rightarrow DD_{sJ}^*(2460)$  branching fraction measurements, we determine the ratio  $\mathcal{B}(D_{sJ}^*(2460) \rightarrow D_s \gamma) / \mathcal{B}(D_{sJ}^*(2460) \rightarrow D_s^* \pi^0) = 0.38 \pm 0.11 \pm 0.04$ .

The signals for the  $B \rightarrow DD_{sJ}^*(2317)[D_s \pi^0]$  and  $B \rightarrow DD_{sJ}^*(2460)[D_s^* \pi^0, D_s \gamma]$  channels have greater than  $5\sigma$  statistical significance. Figure 2 shows the  $\Delta E$  distributions for the other channels, where significant signals are not seen. We set 90% confidence level (CL) upper limits for these modes based on an event yield  $N$  that is calculated from the relation  $\int_0^N \mathcal{L}(n) dn = 0.9 \int_0^\infty \mathcal{L}(n) dn$ , where  $\mathcal{L}(n)$  is the maximum likelihood with the signal yield equal to  $n$ .

TABLE I: Branching fractions  $B \rightarrow DD_{sJ}^*$  decays.

Decay channel	$\Delta E$ yield	$M(D_{sJ}^*)$ yield	Efficiency, $10^{-4}$	$\mathcal{B}$ , $10^{-4}$	Significance
$B^+ \rightarrow \bar{D}^0 D_{sJ}^{*+} (2317) [D_s^+ \pi^0]$ ,	$13.7^{+5.1}_{-4.5}$	$13.4^{+6.2}_{-5.4}$	1.36	$8.1^{+3.0}_{-2.7} \pm 2.4$	$5.0\sigma$
$B^0 \rightarrow D^- D_{sJ}^{*+} (2317) [D_s^+ \pi^0]$	$10.3^{+3.9}_{-3.1}$	$10.8^{+4.2}_{-3.6}$	0.97	$8.6^{+3.3}_{-2.6} \pm 2.6$	$6.1\sigma$
$B^+ \rightarrow \bar{D}^0 D_{sJ}^{*+} (2317) [D_s^{*+} \gamma]$	$3.4^{+2.8}_{-2.2}$	$2.1^{+4.1}_{-3.4}$	1.15	$2.4^{+2.0}_{-1.5} (< 5.7)$	—
$B^0 \rightarrow D^- D_{sJ}^{*+} (2317) [D_s^{*+} \gamma]$	$2.3^{+2.5}_{-1.9}$	$1.6^{+2.4}_{-1.9}$	0.71	$2.6^{+2.8}_{-2.2} (< 7.1)$	—
$B^+ \rightarrow \bar{D}^0 D_{sJ}^{*+} (2460) [D_s^{*+} \pi^0]$	$7.2^{+3.7}_{-3.0}$	$8.9^{+4.0}_{-3.3}$	0.49	$11.9^{+6.1}_{-4.9} \pm 3.6$	$2.9\sigma$
$B^0 \rightarrow D^- D_{sJ}^{*+} (2460) [D_s^{*+} \pi^0]$	$11.8^{+3.8}_{-3.2}$	$14.9^{+4.4}_{-3.9}$	0.42	$22.7^{+7.3}_{-6.2} \pm 6.8$	$6.5\sigma$
$B^+ \rightarrow \bar{D}^0 D_{sJ}^{*+} (2460) [D_s^+ \gamma]$	$19.1^{+5.6}_{-5.0}$	$20.2^{+7.2}_{-6.9}$	2.75	$5.6^{+1.6}_{-1.5} \pm 1.7$	$5.0\sigma$
$B^0 \rightarrow D^- D_{sJ}^{*+} (2460) [D_s^+ \gamma]$	$18.5^{+5.0}_{-4.3}$	$19.6^{+5.6}_{-4.9}$	1.83	$8.2^{+2.2}_{-1.9} \pm 2.5$	$6.5\sigma$
$B^+ \rightarrow \bar{D}^0 D_{sJ}^{*+} (2460) [D_s^{*+} \gamma]$	$4.4^{+3.8}_{-3.3}$	$8.2^{+4.0}_{-3.4}$	1.15	$3.1^{+2.7}_{-2.3} (< 7.5)$	—
$B^0 \rightarrow D^- D_{sJ}^{*+} (2460) [D_s^{*+} \gamma]$	$1.1^{+1.8}_{-1.2}$	$0.2^{+1.8}_{-1.2}$	0.71	$1.3^{+2.0}_{-1.4} (< 4.6)$	—
$B^+ \rightarrow \bar{D}^0 D_{sJ}^{*+} (2460) [D_s^+ \pi^+ \pi^-]$	$< 4.0$	$-2.2^{+2.0}_{-1.6}$	1.89	$< 1.7$	—
$B^0 \rightarrow D^- D_{sJ}^{*+} (2460) [D_s^+ \pi^+ \pi^-]$	$< 2.5$	$-1.2^{+2.7}_{-2.0}$	1.35	$< 1.5$	—
$B^+ \rightarrow \bar{D}^0 D_{sJ}^{*+} (2460) [D_s^+ \pi^0]$	$< 2.4$	$1.0^{+2.7}_{-2.0}$	0.94	$< 2.1$	—
$B^0 \rightarrow D^- D_{sJ}^{*+} (2460) [D_s^+ \pi^0]$	$< 2.4$	$0.3^{+1.8}_{-1.2}$	0.68	$< 2.8$	—

TABLE II: Combined fit results.

Decay channel	$\mathcal{B}$ , $10^{-4}$	Significance
$B \rightarrow DD_{sJ}^* (2317) [D_s \pi^0]$	$8.5^{+2.1}_{-1.9} \pm 2.6$	$6.1\sigma$
$B \rightarrow DD_{sJ}^* (2317) [D_s^* \gamma]$	$2.5^{+2.0}_{-1.8} (< 5.8)$	$1.8\sigma$
$B \rightarrow DD_{sJ}^* (2460) [D_s \pi^0]$	$17.8^{+4.5}_{-3.9} \pm 5.3$	$6.4\sigma$
$B \rightarrow DD_{sJ}^* (2460) [D_s \gamma]$	$6.7^{+1.3}_{-1.2} \pm 2.0$	$7.4\sigma$
$B \rightarrow DD_{sJ}^* (2460) [D_s^* \gamma]$	$2.7^{+1.8}_{-1.5} (< 5.6)$	$2.1\sigma$
$B \rightarrow DD_{sJ}^* (2460) [D_s \pi^+ \pi^-]$	$< 1.2$	—
$B \rightarrow DD_{sJ}^* (2460) [D_s \pi^0]$	$< 1.4$	—

## B. Angular analysis

The helicity angle analysis can provide information about spin of the decaying particle. We study the helicity angle distribution for the  $D_{sJ}^*(2460) \rightarrow D_s \gamma$  decay.

The helicity angle  $\theta_{D_s \gamma}$  is defined as the angle between the  $D_{sJ}^*(2460)$  momentum in the  $B$  meson rest frame and the  $D_s$  momentum in the  $D_{sJ}^*(2460)$  rest frame. The distribution shown in Fig. 3 is consistent with MC expectations for a  $J = 1$  hypothesis for the  $D_{sJ}^*(2460)$  ( $\chi^2/\text{n.d.f} = 5/6$ ), and contradicts the  $J = 2$  hypothesis ( $\chi^2/\text{n.d.f} = 44/6$ ).

## C. Cross checks & systematic uncertainties

We study the possible feed-across between all studied  $D_{sJ}^*$  decay modes using MC. We also analyse a MC sample of generic  $B\bar{B}$  events corresponding to our data sample. No

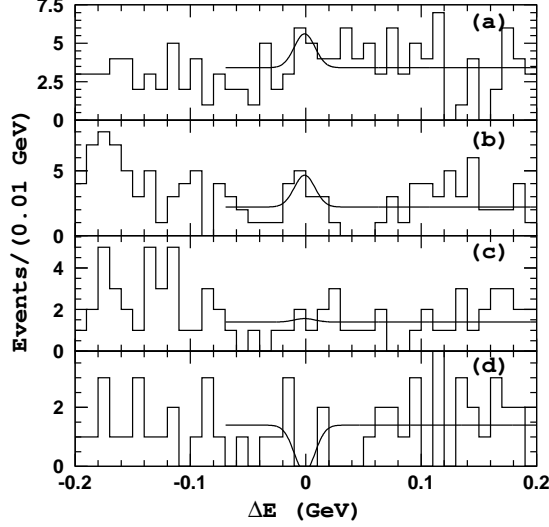


FIG. 2:  $\Delta E$  distributions for the decay channels with not significant signals: (a)  $DD_{sJ}^*(2320)[D_s^*\gamma]$ , (b)  $DD_{sJ}^*(2460)[D_s^*\gamma]$ , (c)  $DD_{sJ}^*(2460)[D_s\pi^+\pi^-]$ , (d)  $DD_{sJ}^*(2460)[D_s\pi^0]$ . Open histograms represent the experimental data and curves show the results of the fits.

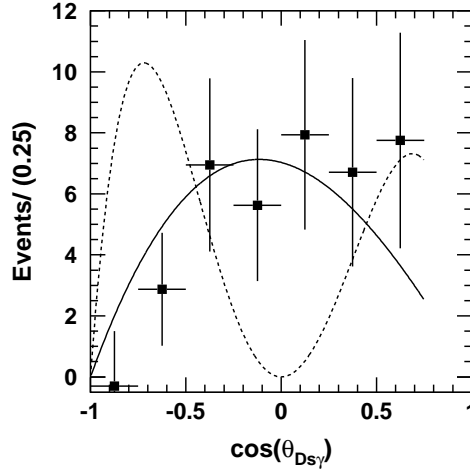


FIG. 3: The  $D_{sJ}^*(2460) \rightarrow D_s\gamma$  helicity distribution. The points with error bars are the results of fits to the  $\Delta E$  spectra for experimental events in the corresponding bin. Solid and dashed curves are MC predictions for a  $J = 1$  and  $J = 2$  hypothesis, respectively. The highest bin has no events because of cut to the  $D\gamma$  invariant mass.

peaking background is found.

As a check, we apply a similar procedure to decay chains with the same final states:  $B \rightarrow DD_s^*$ ,  $B \rightarrow D^*D_s$  and  $B \rightarrow D^*D_s^*$ . For each mode, we measure branching fractions that are consistent with the world average values [17].

The following sources of systematic errors are considered: tracking efficiency (1-2% per track), kaon identification efficiency (1%),  $\pi^0$  efficiency (6%),  $K_S^0$  reconstruction efficiency (6%), efficiency for slow pions from  $D^* \rightarrow D\pi$  decays (8%),  $D$  branching fraction uncer-



tainties (2%-6%), signal and background shape parameterization (4%) and MC statistics (3%). The uncertainty in the tracking efficiency is estimated using partially reconstructed  $D^{*+} \rightarrow D^0\pi^+$ ,  $D^0 \rightarrow K_S^0\pi^+\pi^-$  decays. The kaon identification uncertainty is determined from  $D^{*+} \rightarrow D^0\pi^+$ ,  $D^0 \rightarrow K^-\pi^+$  decays. The  $\pi^0$  reconstruction uncertainty is obtained using  $\bar{D}^0$  decays to  $K^+\pi^-$  and  $K^+\pi^-\pi^0$ . We assume equal production rates for  $B^+B^-$  and  $B^0\bar{B}^0$  pairs and do not include the uncertainty related to this assumption in the total systematic error. For the calculation of the branching fractions, the errors in the  $D_s$  meson branching fractions are taken into account. These uncertainties are dominated by the error of the  $D_s \rightarrow \phi\pi^+$  branching ratio of 25% [17]. The overall systematic uncertainty is 30%.

## V. CONCLUSION

In summary, we report the first observation of  $B \rightarrow DD_{sJ}^*(2320)$  and  $B \rightarrow DD_{sJ}^*(2460)$  decays. The measured branching fractions with the corresponding statistical significances are presented in Table II. The angular analysis of the  $D_{sJ}^*(2460) \rightarrow D_s\gamma$  decay supports the hypothesis that  $D_{sJ}^*(2460)$  is a  $1^+$  state.

We wish to thank the KEKB accelerator group for the excellent operation of the KEKB accelerator. We acknowledge support from the Ministry of Education, Culture, Sports, Science, and Technology of Japan and the Japan Society for the Promotion of Science; the Australian Research Council and the Australian Department of Education, Science and Training; the National Science Foundation of China under contract No. 10175071; the Department of Science and Technology of India; the BK21 program of the Ministry of Education of Korea and the CHEP SRC program of the Korea Science and Engineering Foundation; the Polish State Committee for Scientific Research under contract No. 2P03B 01324; the Ministry of Science and Technology of the Russian Federation; the Ministry of Education, Science and Sport of the Republic of Slovenia; the National Science Council and the Ministry of Education of Taiwan; and the U.S. Department of Energy.

- 
- [1] BaBar Collaboration, B. Aubert *et al.*, Phys. Rev. Lett. **90**, 242001 (2003)
  - [2] W. Bardeen, E Eichten, C. Hill, hep/ph-0305049.
  - [3] In the heavy  $c$ -quark mass limit, one expects two doublets of  $c\bar{s}$  states with quantum numbers  $J^P = 0^+, 1^+$  and  $1^+, 2^+$ . The second doublet has been observed in  $D^{(*)}K$  decays.
  - [4] CLEO Collaboration, D. Besson *et al.*, hep/ex-0305017.
  - [5] J. Bartelt and S. Shukla, Ann. Rev. Nucl. Part. Sci. **45**, 133 (1995).
  - [6] Belle Collaboration, K. Abe *et al.*, hep-ex/0307021, to be submitted to Phys. Rev. D.
  - [7] R. Cahn and D. Jackson, hep/ph-0305012.
  - [8] T. Barnes, F. Close and H. Lipkin, hep/ph-0305025.
  - [9] E. Beveren and G. Rupp, hep/ph-0305035.
  - [10] H. Cheng and W. Hou, hep/ph-0305038.
  - [11] P. Colangelo and F. Fazio, hep/ph-0305040.
  - [12] S. Godfrey, hep/ph-0305122.
  - [13] A. Yaouanc *et al.*, hep/ph-9607300, hep/ph-0105247, hep/ph-0107047.
  - [14] Belle Collaboration, A. Abashian *et al.*, Nucl. Inst. and Meth. A **479**, 117 (2002).
  - [15] S. Kurokawa and E. Kikutani, Nucl. Instr. and Meth. A **499**, 1 (2003).

- [16] R. Brun *et al.*, GEANT 3.21, CERN DD/EE/84-1, 1984.
- [17] K. Hagiwara *et al.* (Particle Data Group), Phys. Rev. D **66**, 010001 (2002).