

VECTOR MESON PRODUCTION AT HERA

K.-C. VOSS

*Physikalisches Institut der Universität Bonn,
Nussallee 12, 53115 Bonn, Germany*



At the HERA collider the experiments H1 and ZEUS have studied the exclusive production of vector mesons over a wide kinematical range. The recent measurements and their discussion within the framework of color dipole models and pQCD are reported.

1 Introduction

Exclusive photo- and electroproduction of light (ρ, ω, ϕ) and heavy ($J/\psi, \psi', \Upsilon$) vector mesons (VM) have been subject of intensive studies at HERA. The accelerator and its general purpose detectors H1 and ZEUS provide a unique opportunity to measure the exclusive diffractive production of vector mesons with different masses M_{VM} in photo- and electroproduction.

1.1 Diffractive vector meson production

The process $ep \rightarrow e(VM)p$, drawn in fig. 1, can be described as a two step process. The incoming electron emits a photon. This photon fluctuates into a $q\bar{q}$ state which scatters with the proton by exchanging nothing but momentum.

The kinematical variables which are used to characterize the process are: the 4-momentum transfer squared Q^2 at the electron vertex, the center of mass energy of the γ -proton system W and the 4-momentum transfer squared t at the proton vertex. The dependences of the cross sections on these variables are presented in the ranges: $2 < Q^2 < 100 \text{ GeV}^2$, $30 < W < 260 \text{ GeV}$ and $|t| < 1 \text{ GeV}^2$.

In the absence of a hard scale the colorless exchange between the vector meson and the proton can be modeled by a soft pomeron trajectory using the Regge approach. In this approach the cross section is predicted to rise slowly with W . In the presence of a hard scale, the vector meson production can be calculated using perturbative QCD (pQCD). In this case the colorless

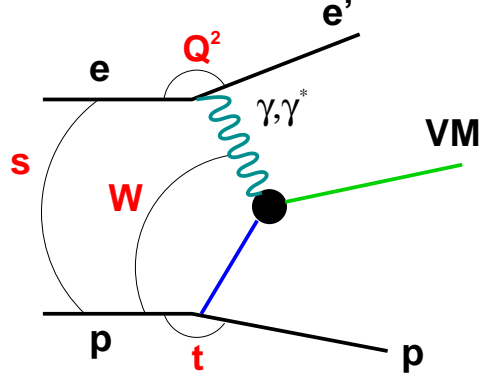


Figure 1: Diagram of exclusive vector meson (VM) production at HERA.

exchange is modeled in leading order by a pair of gluons, the cross section is proportional to the square of the gluon density. This predicts a steep rise with increasing values of W .

2 W dependence

For exclusive photoproduction ($Q^2 \approx 0 \text{ GeV}^2$) of vector mesons the W dependence is shown in fig.2a). The lines indicate the rising of the cross sections assuming the form W^δ . For the light vector mesons ρ , ω and ϕ the slope is $\delta \approx 0.22$. This value is very similar to the total photoproduction cross section and is predicted by the Regge approach. For the heavier vector mesons J/ψ , $\psi(2s)$ and Υ the observed slope is higher ($\delta \gtrsim 0.8$).

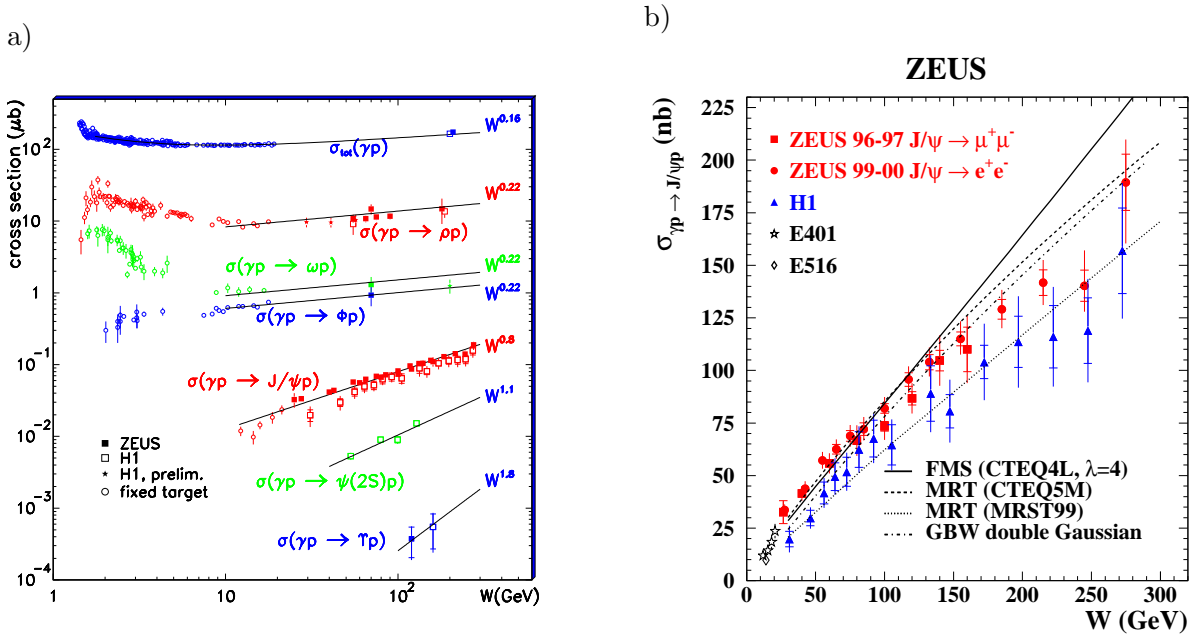


Figure 2: a) Compilation of W dependences for exclusive photoproduction of light and heavy vector mesons. The lines show the behaviour of the cross section assuming the form W^δ . The values for δ are given at the right edge. b) W dependence of the J/ψ photoproduction cross section in comparison with theoretical models based on pQCD.

For the heavy vector mesons the masses of the charm and the bottom quarks provide a hard scale which allows the use of pQCD to calculate the cross sections. Such models are able to describe the J/ψ ^{1,2} cross section as it is shown in fig.2b). In particular the steep rise as a

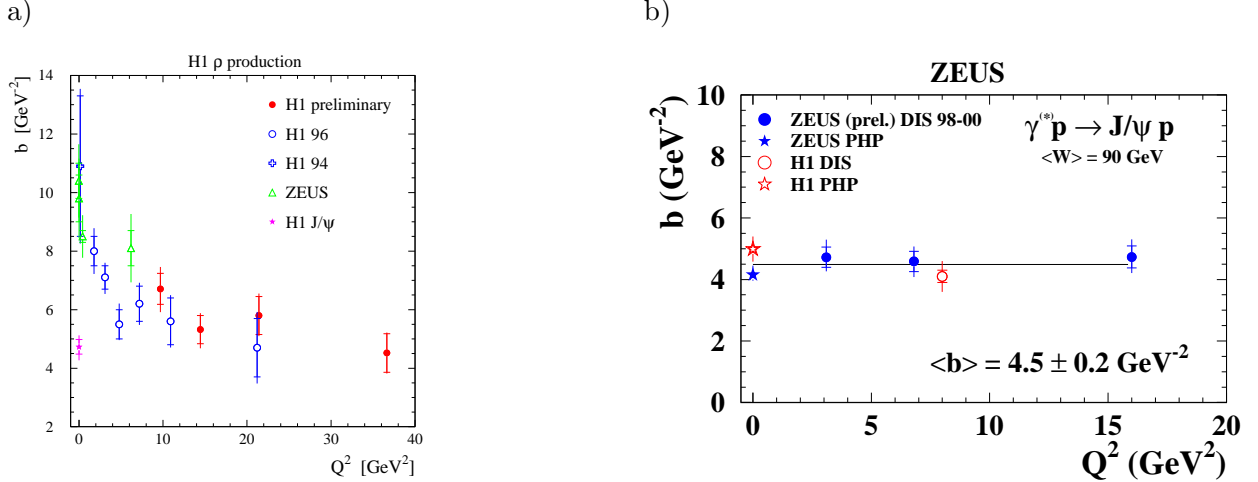


Figure 3: a) Fitted values of the b -slope as a function of Q^2 in ρ photo- and electroproduction. b) Fitted values of the b -slope as a function of Q^2 in J/ψ photo- and electroproduction.

function of the energy W is well described by pQCD³.

3 Q^2 and $|t|$ dependence

The $|t|$ dependence of the cross section for exclusive vector meson production is well described by the form $\frac{d\sigma}{dt} \propto e^{-b|t|}$ for small values of t ($|t| < 1 \text{ GeV}^2$). Fig.3a+b) show the dependence of the slope b as a function of Q^2 for ρ ⁴ and J/ψ ⁵ in photo- and electroproduction. The slope of the ρ cross section decreases with increasing Q^2 . This indicates that the size of the interacting region is changing with Q^2 . On the right hand side one can see that, in contrast to the ρ , the J/ψ has no change in the slope with Q^2 . The production mechanism for J/ψ at the photoproduction limit is already the same as in the higher $Q^2 > 0$ range. This is interpreted as due to the fact that the J/ψ mass already provides a hard scale at $Q^2 = 0$, in contrast to exclusive ρ electroproduction.

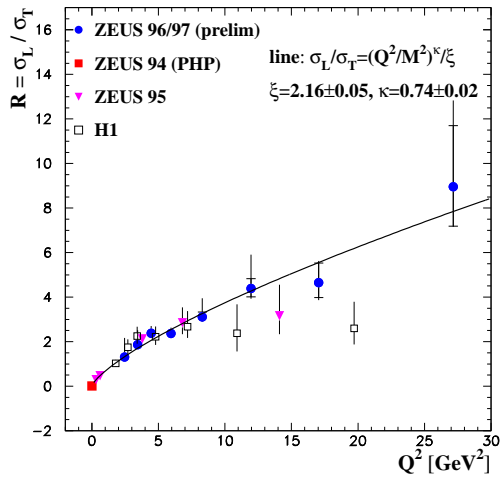
In the diffractive picture b is related to the radii of the colliding objects i.e. of the proton and the VM: $b \propto r_{VM}^2 + R_{\text{proton}}^2$. The values of $b \approx 4.5 \text{ GeV}^{-2}$ measured in the hard regime implies a combined radius of the order of the size of the proton. This observation suggests that the transverse size of the $q\bar{q}$ fluctuation producing the J/ψ in photoproduction and the ρ at high Q^2 is smaller than that of the proton.

4 Decay angular distributions

The production and decay of a VM into a pair of oppositely charged particles can be described in terms of three angles: Φ_h , the angle between the VM production plane and the lepton scattering plane; θ_h and ϕ_h , the polar and azimuthal angles of the positively charged decay lepton in the s -channel helicity frame.

Under the assumption of s -channel helicity conservation (SCHC), the angular distribution for the decay of the VM depends only on two angles, θ_h and $\psi_h = \phi_h - \Phi_h$. From the θ_h distribution the spin density matrix element r_{00}^{04} can be extracted which is proportional to the helicity amplitude T_{00} . T_{00} corresponds to an amplitude, where a longitudinally polarized photon yields a longitudinally polarized VM. Also under the assumption of SCHC the ratio R of cross sections for longitudinally and transverse polarized photons can be calculated using r_{00}^{04} ; ($R = \frac{1}{\epsilon} \frac{r_{00}^{04}}{1 - r_{00}^{04}}$). This measurement for ρ electroproduction is shown in fig.4). The left plot shows the rise of R ;

a)



b)

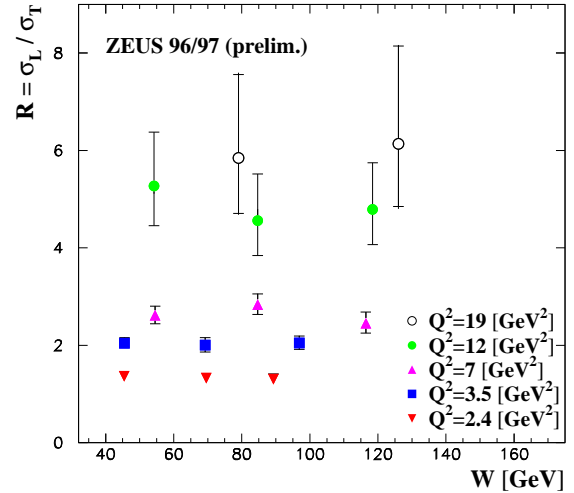


Figure 4: a) Q^2 dependence of R in ρ electroproduction. b) W dependence of R in ρ electroproduction in different bins of Q^2 .

it indicates that the longitudinal dipole configuration becomes more dominant when increasing the value of Q^2 . Within pQCD models a small dipole is most likely to be produced if the virtual photon is longitudinally polarized, which predicts that $|T_{00}|$ is the dominant amplitude.

Fig.4b) shows the ratio R in ρ electroproduction for different values of Q^2 regions as a function of W . The data is consistent with no W dependence.

Acknowledgments

I would like to thank the organizers of the very interesting and diverting conference as well as my colleagues at the H1 and ZEUS collaboration for providing the figures for this talk.

References

1. ZEUS Collab., J.Breitweget *et al.*, "Exclusive photoproduction of J/ψ mesons", DESY-02-008, Europ. Phys. Journal C **24**, 345 (2002).
2. H1 Collab., C.Adloff *et al.*, Phys. Lett. B **483**, 23 (2000).
3. A.D.Martin, M.G. Ryskin and T. Teubner, *Phys. Rev. D* **45**, 14022 (2000); L. Frankfurt, M. McDermott and M. Strikman, Journal of High Energy Phys. **103**, 45 (2001)
4. H1 Collab., C.Adloff *et al.*, "Elastic electroproduction of rho mesons at high Q^2 ", contributed paper to DIS 2002, Cracow.
5. ZEUS Collab., "Exclusive electroproduction of J/ψ mesons at HERA", contributed paper to ICHEP 2002, Amsterdam.