

PHYSICS IN COLLISION - Stanford, California, June 20-22, 2002

RESULTS ON $\sin 2\phi_2(\alpha)$ FROM THE B FACTORIES

Thomas E. Browder
University of Hawaii at Manoa

ABSTRACT

The status of CP violation in $B^0 \rightarrow \pi^+\pi^-$ and the determination of $\sin 2\phi_2(\alpha)$ from the B factories is described.

arXiv:hep-ex/0210012v1 6 Oct 2002

1 Introduction

In 1973 Kobayashi and Maskawa (KM) proposed a model where CP violation is incorporated as an irreducible complex phase in the weak-interaction quark mixing matrix [1]. Recent measurements of the CP -violating parameter $\sin 2\phi_1$ by the Belle [2] and BaBar [3] collaborations have clearly established CP violation in the neutral B meson system that is consistent with KM expectations. The next step in the program is measurements of other CP -violating parameters. Here we describe recent measurements of CP -violating asymmetries in the mode $B^0 \rightarrow \pi^+\pi^-$; these are sensitive to the parameter $\sin 2\phi_2$ (also known as $\sin 2\alpha$).

2 Experimental Challenges

To measure ϕ_2 (a.k.a α), the two most promising approaches involve the use of the decay modes $B^0 \rightarrow \pi^-\pi^+$ and $B^0 \rightarrow \rho^\pm\pi^\mp$. The former is an example of a CP eigenstate and is thus the most straightforward approach as well as the mode with the best sensitivity. The interference in the $B \rightarrow \pi^+\pi^-$ mode between the direct decay and the decay via mixing leads to a CP violating asymmetry with a sin-like time modulation as in charmonium CP eigenstate modes such as $B^0 \rightarrow \psi K_S$.

The KM model predicts sizeable CP -violating asymmetries in the time-dependent rates for B^0 and \bar{B}^0 decays to a common CP eigenstate, f_{CP} . In the decay chain $\Upsilon(4S) \rightarrow B^0\bar{B}^0 \rightarrow f_{CP}f_{\text{tag}}$, where one of B mesons decays at time t_{CP} to f_{CP} and the other decays at time t_{tag} to a final state f_{tag} that distinguishes between B^0 and \bar{B}^0 , the decay rate has a time dependence given by

$$\mathcal{P}_{\pi\pi}^q(\Delta t) = \frac{e^{-|\Delta t|/\tau_b}}{4\tau_b} [1 + q \cdot \{S_{\pi\pi} \sin(\Delta m_d \Delta t) + \mathcal{A}_{\pi\pi} \cos(\Delta m_d \Delta t)\}], \quad (1)$$

where τ_b is the B^0 lifetime, Δm_d is the mass difference between the two B^0 mass eigenstates, $\Delta t = t_{CP} - t_{\text{tag}}$, and the b -flavor charge $q = +1$ (-1) when the tagging B meson is a B^0 (\bar{B}^0). The CP -violating parameters, $S_{\pi\pi}$ and $A_{\pi\pi}$, defined in Eq. (1) can be expressed by in terms of the complex parameter λ that depends on both $B^0 - \bar{B}^0$ mixing and on the amplitudes for B^0 and \bar{B}^0 decay to $\pi^+\pi^-$ [4]. In the Standard Model, to a good approximation, $|\lambda|$ is equal to the absolute value of the ratio of the \bar{B}^0 to B^0 decay amplitudes.

The experimental technique is similar to that used for the $\sin 2\phi_1(\beta)$ measurement [6]. However, there are several additional complications and differences. The decay amplitude for $B^0 \rightarrow \pi^+\pi^-$ contains a contribution from a tree diagram

($b \rightarrow u\bar{u}d$) as well as a Cabibbo suppressed penguin diagram ($b \rightarrow s\bar{u}s$). The penguin contribution is not negligible and has a weak phase that is different from the phase of the larger tree amplitude, which is zero in the usual parameterization. In general, the penguin contribution will also have a strong phase. Therefore the time dependent asymmetry, proportional to $\sin(\Delta m\Delta t)$ and parameterized by $S_{\pi\pi}$, which is measured is not equal to $\sin 2\phi_2$ but instead will have a large unknown correction. The presence of the extra contribution also induces an additional time dependent term proportional to $\cos(\Delta m\Delta t)$, parameterized by $A_{\pi\pi}$ [5]. This is called *penguin pollution*. As the notation $A_{\pi\pi}$ suggests, the asymmetry term with $\cos(\Delta m\Delta t)$ modulation is due to direct CP violation. Note that unlike the mixing induced CP violation, the direct CP violation term does not time integrate to zero.

There are a number of other purely experimental complications. The branching fraction for the $B^0 \rightarrow \pi^+\pi^-$ decay is quite small (see Table 1) compared to the charmonium modes, only $(4.8 \pm 0.6) \times 10^{-6}$. Thus, very large data samples are required. The BaBar results are based on a sample of $88 \times 10^6 B\bar{B}$ pairs. Belle has recorded a sample of comparable size, but has published results with a subset of $45 \times 10^6 B\bar{B}$ pairs.

The other challenging requirement for the detector is the separation of kaons from pions at high momentum. This is needed to distinguish $\bar{B}^0 \rightarrow \pi^+\pi^-$ from $\bar{B}^0 \rightarrow K^-\pi^+$, which has similar kinematics and a branching fraction about three times larger. Two approaches to high momentum particle identification have been implemented at the B factory experiments. Both are based on the use of Cerenkov radiation.

At Belle, aerogel Cerenkov radiators are used. Blocks of aerogel are read-out by fine-mesh phototubes that have high-gain and operate comfortably in a 1.5 Tesla magnetic field. Since the threshold for the aerogel is around 1.5 GeV, below this momentum K/π separation is carried out using high precision time-of-flight scintillators with resolution of 95 ps. The aerogel and TOF counter system are complemented by dE/dx measurements in the central drift chamber. The dE/dx system provides additional K/π separation around 2.5 GeV in the relativistic rise region as well as below 0.7 GeV. For high momentum kaons, an efficiency of 88% with a misidentification probability below 9% has been achieved.

At BaBar, Cerenkov light is produced in quartz bars and then transmitted by total internal reflection outside the detector through a water tank to a large array of phototubes where the ring is imaged. The detector is referred to by the acronym DIRC. It provides K/π separation that ranges from 8σ at 2 GeV to 2.5σ at 4 GeV.

However, even after the application of high momentum particle identifica-

Table 1: *Branching Fractions in units of 10^{-6} for $B \rightarrow K\pi$ and $B \rightarrow \pi\pi$ Modes.*

	BaBar	Belle	CLEO
$B^0 \rightarrow \pi^+\pi^-$	$4.6 \pm 0.6 \pm 0.2$	$5.4 \pm 1.2 \pm 0.5$	$4.3_{-1.4}^{+1.6} \pm 0.5$
$B^+ \rightarrow \pi^+\pi^0$	$5.5_{-0.9}^{+1.0} \pm 0.6$	$7.4 \pm 2.2 \pm 0.9$	5.4 ± 2.6
$B^0 \rightarrow K^\pm\pi^\mp$	$17.9 \pm 0.9 \pm 0.7$	$22.5 \pm 1.9 \pm 1.8$	$17.2_{-2.4}^{+2.5} \pm 1.2$
$B^+ \rightarrow K^+\pi^0$	$12.8_{-1.1}^{+1.2} \pm 1.0$	$13.0_{-2.4}^{+2.5} \pm 1.3$	$11.6_{-2.7-1.3}^{+3.0+1.4}$
$B^+ \rightarrow K^0\pi^+$	$17.5_{-1.7}^{+1.8} \pm 1.3$	$19.4_{-3.0}^{+3.1} \pm 1.6$	$18.2_{-4.0}^{+4.6} \pm 1.6$
$B^0 \rightarrow K^0\pi^0$	$10.4 \pm 1.5 \pm 0.8$	$8.0_{-3.1}^{+3.3} \pm 1.6$	$14.6_{-5.1-3.3}^{+5.9+2.4}$

tion, the $B^0 \rightarrow \pi^+\pi^-$ CP eigenstate signal sits on a very large continuum background from $e^+e^- \rightarrow q\bar{q}$ ($q = u, d, s, c$) processes. Several analysis techniques to reduce this background have been developed.

BaBar uses a selection on the angle between the sphericity axis of the B candidate and the sphericity axis of the rest of the event (denoted θ_S). The cosine of this angle is uniformly distributed for the B signal and is concentrated at $\cos\theta_S = \pm 1$ for continuum background. After requiring that $|\cos(\theta_S)| < 0.8$, they form a Fisher discriminant, F , from the energies in nine cones of increasing angular aperture opposite the B candidate. No cut is applied, instead F is used a variable to distinguish signal from continuum in their fit. This technique was originally developed by CLEO.

Belle uses a likelihood based technique in order to suppress continuum background. Signal and background likelihood functions, \mathcal{L}_S and \mathcal{L}_{BG} , are formed from two variables. One is a Fisher discriminant determined from six modified Fox-Wolfram moments [7]; the other is the B flight direction in the cms, with respect to the z axis ($\cos\theta_B$). The signal likelihood \mathcal{L}_S is determined from Monte Carlo (MC) and \mathcal{L}_{BG} from data, and $\mathcal{L}_S/(\mathcal{L}_S + \mathcal{L}_{BG}) > 0.825$ is required for candidate events.

The signal to continuum background ratio is a strong function of the tagging method; this effect must be taken into account in the CP extraction. There is also still some residual background from misidentified $B^0 \rightarrow K^+\pi^-$ as well, although this background is reasonably well separated by the kinematic variable ΔE .

After flavor tagging and vertexing requirements are applied, a likelihood fit is applied to extract the two CP violation parameters. At Belle, an unbinned fit to the Δt distribution of 162 candidates in the signal region is applied. The signal of 73.5 ± 13.8 events is shown in Fig. 1. The signal to background fraction is a function of tagging purity and divided into six bins. The only free parameters in the Belle fit are $S_{\pi\pi}$ and $C_{\pi\pi}$. At BaBar, a more complex fit to m_{ES} , ΔE , F (the event shape Fisher discriminant), Cerenkov angles θ_c^+ , θ_c^- , and Δt is performed for a sample

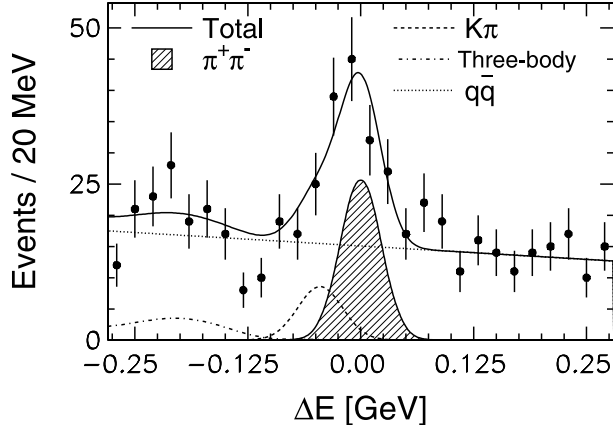


Figure 1: *Belle* data: ΔE distribution for $\pi^+\pi^-$ event candidates that are in the M_{bc} signal region.

of 26070 events of which $157 \pm 19 \pm 17$ are signal events. A signal enhanced ΔE distribution is shown for a sub-sample in Fig. 2. The fit has a total of 76 parameters. These include the values of $S_{\pi\pi}$ and $A_{\pi\pi}$ (2); signal and background yields (5); $K\pi$ charge asymmetries (2); signal and background tagging efficiencies (16) and efficiency asymmetries (16); signal mistag fraction and mistag fraction differences (8); signal resolution function (9); and parameterization of background shapes in m_{ES} (5), ΔE (2), F (5) and Δt (6). This somewhat more complex approach has good statistical reach. However, the background must be accurately parameterized since events with rather poor signal to background ratios ($O(1/10)$) are used.

To validate the analysis, a variety of consistency checks are performed. For example, both BaBar and Belle measure the B lifetime and mixing frequency in the $B^0 \rightarrow K^-\pi^+$ sample. They find results consistent with the world averages. A variety of control samples are also examined. For instance, Belle takes $D^{(*)+}\pi^-$ events, adds additional background from the $B \rightarrow \pi\pi$ sidebands to degrade the signal to background ratio to the level of the $\pi\pi$ signal, and then performs the CP fit. They find $A_{\pi\pi} = 0.03 \pm 0.04$ and $S_{\pi\pi} = 0.08 \pm 0.06$. No artificial CP asymmetries are found in any of the control samples that have been studied.

3 Results

The observed flavor tagged Δt and asymmetry distributions in BaBar data with cuts to enhance the signal fraction are shown in Fig.3. No sin-like modulation is observed in the asymmetry distribution while there is a slight hint of a cos-like term.

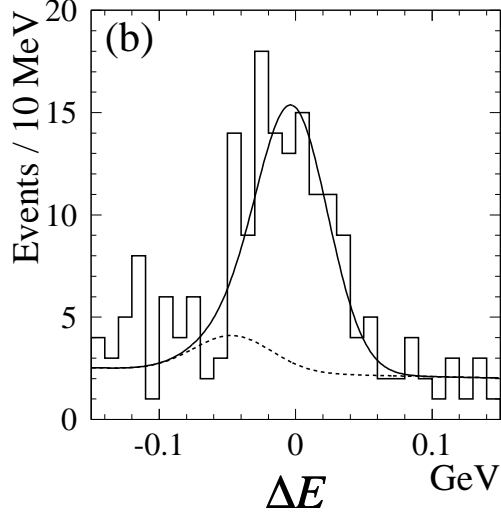


Figure 2: *BaBar* data: The ΔE distribution for events enhanced in $\pi\pi$ signal by cuts. The solid curves represent the projection of the maximum likelihood fit while the dashed curves represent the sum of $q\bar{q}$ background and misidentified $K^\pm\pi^\mp$ events.

For the CP parameters, $A_{\pi\pi}$, *BaBar* obtains

$$A_{\pi\pi} = 0.30 \pm 0.25 \pm 0.04 \quad (2)$$

$$S_{\pi\pi} = 0.02 \pm 0.34 \pm 0.05 \quad (3)$$

From these results, *BaBar* obtains 90% confidence level intervals for $A_{\pi\pi}$ of $[-0.12, 0.72]$ and for $S_{\pi\pi}$ of $[-0.54, 0.58]$.

The Belle Δt distributions before and after background subtractions are shown in Fig. 4. The difference in the height of the B^0 and \bar{B}^0 tags in Fig. 4(c) is an indication of direct CP violation. The blue and red curves for B^0 and \bar{B}^0 tags are also asymmetric in time. The asymmetry distribution in Fig. 4(d) suggests the presence of sin-like as well as cos-like modulations. In contrast to *BaBar*, Belle finds

$$A_{\pi\pi} = 0.94_{-0.31}^{+0.25} \pm 0.09 \quad (4)$$

$$S_{\pi\pi} = -1.21_{-0.27-0.13}^{+0.38+0.16} \quad (5)$$

Each of these two measurements is only 2.9σ from zero, which is not yet statistically overwhelming.

The two sets of results give somewhat different pictures of the physics. The $S_{\pi\pi}$ results are statistically marginally consistent. Nevertheless we can try to assess the physics content of the results. The two measurements and their weighted

average are shown in the space of $A_{\pi\pi}$ and $S_{\pi\pi}$ in Fig. 5. This figure also shows the physical boundary $A_{\pi\pi}^2 + S_{\pi\pi}^2 = 1$. The Belle measurement is 1.3σ from the physical boundary, consistent with a statistical fluctuation. The curves in Fig. 5 correspond to different values of ϕ_2 and to r , the ratio of tree to penguin amplitudes. A given theoretical curve corresponds to the range of possible FSI phases. The ratio r is determined from data on $B^+ \rightarrow \pi^+\pi^0$, $B^+ \rightarrow K_S^0\pi^+$ and $B \rightarrow \pi\ell\nu$ [11].

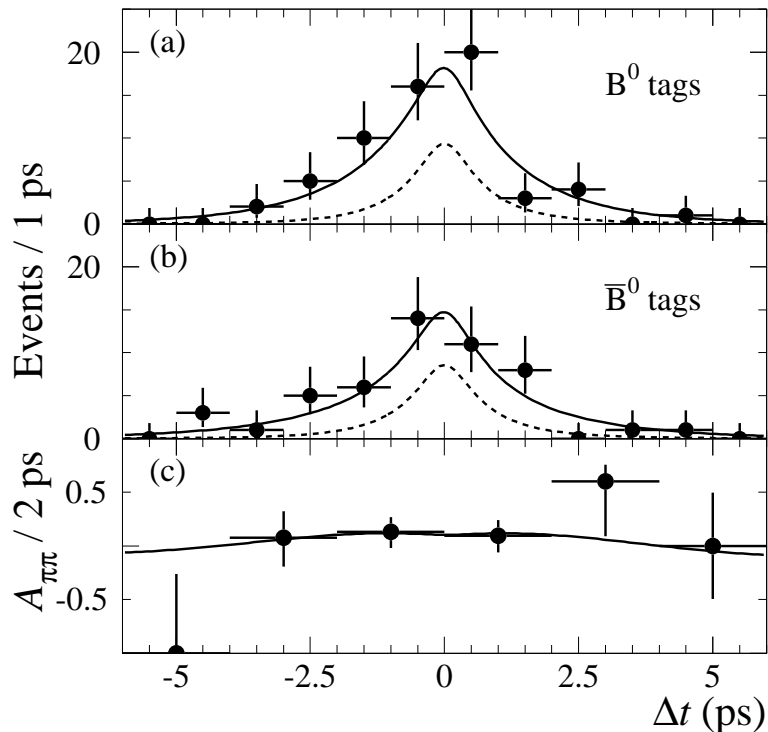


Figure 3: *BaBar* data: Distributions of Δt for events in signal enhanced in signal $\pi\pi$ decays with (a) B^0 tags (b) \bar{B}^0 tags and (c) the asymmetry $A_{\pi\pi}(\Delta t)$ as a function of Δt . The solid curves represent the projections of the maximum likelihood fit, dashed curves represent the sum of $q\bar{q}$ and background events.

4 Discussion and related modes

Gronau and London showed that it is possible to use isospin invariance and measurements of the flavor tagged branching fractions of all $B \rightarrow \pi\pi$ branching fractions to disentangle the effects of penguin pollution in time dependent measurements of asymmetries in $B^0 \rightarrow \pi^+\pi^-$ and determine $\sin 2\phi_2$ [10].

As shown in Table 1, all the $\pi\pi$ decay modes except for $\pi^0\pi^0$ have now been measured by Belle and Babar and are in good agreement with CLEO. Both

B -factory experiments have also searched for $B \rightarrow \pi^0\pi^0$. With 29 fb^{-1} Belle finds a 2.4σ hint of a signal and sets an upper limit at 90% confidence level of 6.4×10^{-6} . Babar uses their full dataset and also finds a modest excess. They set an upper limit of $\mathcal{B}(B \rightarrow \pi^0\pi^0) < 3.6 \times 10^{-6}$ at the 90% confidence level. It is *possible* that the excesses seen will become signals with much larger data samples and that the $B^0 \rightarrow \pi^0\pi^0$ branching fraction is of order 1×10^{-6} .

It is also possible to determine ratios of partial widths of the modes $B^+ \rightarrow \pi^+\pi^0$ and $B^0 \rightarrow \pi^+\pi^-$ from the measured yields. Belle finds the ratio of widths

$$\frac{\tau^+ (B^0 \rightarrow \pi^+\pi^-)}{\tau_0 2(B^+ \rightarrow \pi^+\pi^0)} = 0.40 \pm 0.15 \pm 0.05 \ll 1 \quad (6)$$

The factor of two in the denominator accounts for the π^0 wavefunction. A comparable ratio of 0.46 ± 0.11 is obtained from BaBar data. The deviation of this ratio from unity indicates either some kind of interference in $B \rightarrow \pi^+\pi^-$ or final state rescattering or the contribution of other diagrams. This is an important clue to understanding the $B \rightarrow \pi\pi$ system.

5 Conclusion

Although the samples of $B \rightarrow \pi^-\pi^+$ events are still relatively small and the continuum backgrounds are large, the first round of measurements and attempts to determine $\sin 2\phi_2$ using the $\pi^+\pi^-$ mode have been reported[8],[9]. Unlike the case of charmonium modes, the two experiments do not agree well. With 88 million $B\bar{B}$ pairs, BaBar finds no evidence for indirect CP violation and a direct CP violation parameter consistent with zero. By contrast, with 45 million $B\bar{B}$ pairs, Belle finds indications for both indirect and direct CP violation in the $B \rightarrow \pi^+\pi^-$ system. Belle plans to update their result with an additional 36 fb^{-1} ($\sim 39 \times 10^6$ $B\bar{B}$ pairs) in the near future. However, to fully resolve this discrepancy and precisely determine $\sin 2\phi_2$, much more data will be needed.

6 Acknowledgements

I wish to acknowledge the essential contributions of my colleagues on Belle, BaBar, KEK-B and PEP-II to the work described here. I also thank the organizers for a well run conference and especially Su Dong for his patience.

References

1. M. Kobayashi and T. Maskawa, Prog. Theor. Phys. **49**, 652 (1973).

2. K. Abe *et al.* (Belle Collaboration), hep-ex/0208025 to appear in Phys. Rev. D; K. Abe *et al.* (Belle Collaboration), Phys. Rev. **D 66**, 032007 (2002); K. Abe *et al.* (Belle Collaboration), Phys. Rev. Lett **87** 091802 (2001).
3. B. Aubert *et al.* (BaBar Collaboration), hep-ex/0207042; B. Aubert *et al.* (BaBar Collaboration), Phys. Rev. **D 66**, 032003 (2002); B. Aubert *et al.* (BaBar Collaboration), Phys. Rev. Lett. **87**, 091801 (2001).
4. The observables $S_{\pi\pi}$ and $A_{\pi\pi}$ can be related to λ : $S_{\pi\pi} = 2\text{Im}(\lambda)/(|\lambda|^2 + 1)$ and $A_{\pi\pi} = (|\lambda|^2 - 1)/(|\lambda|^2 + 1)$.
5. In BaBar papers a slightly different pair of observables are used: $S_{\pi\pi}$ and $C_{\pi\pi}$, where $C_{\pi\pi} = -A_{\pi\pi}$.
6. Y. Pan, contribution to these proceedings.
7. The Fox-Wolfram moments were introduced in G. C. Fox and S. Wolfram, Phys. Rev. Lett. **41**, 1581 (1978). The Fisher discriminant used by Belle is described in K. Abe *et al.* (Belle Collab.), Phys. Lett. **B 511**, 151 (2001).
8. B. Aubert *et al.* (BaBar Collaboration), hep-ex/0207055; B. Aubert *et al.* (BaBar Collaboration), Phys. Rev. D **65**, 051502 (2002).
9. K. Abe *et al.* (Belle Collaboration), Phys. Rev. Lett. **89**, 071801 (2002).
10. M. Gronau and D. London, Phys. Rev. Lett. **65**, 2381 (1990).
11. M. Gronau and J.L. Rosner, Phys. Rev. D. **65**, 093012 (2002).
12. B. Aubert *et al.* (BaBar Collaboration), hep-ex/0207065; The result for $B^+ \rightarrow K_S \pi^+$ was taken from hep-ex/0206053.
13. B.C.K. Casey *et al.* (Belle Collaboration), hep-ex/0207090, to appear in Phys. Rev. D.
14. S. Chen *et al.* (CLEO Collaboration), Phys. Rev. Lett. **85**, 525 (2000).

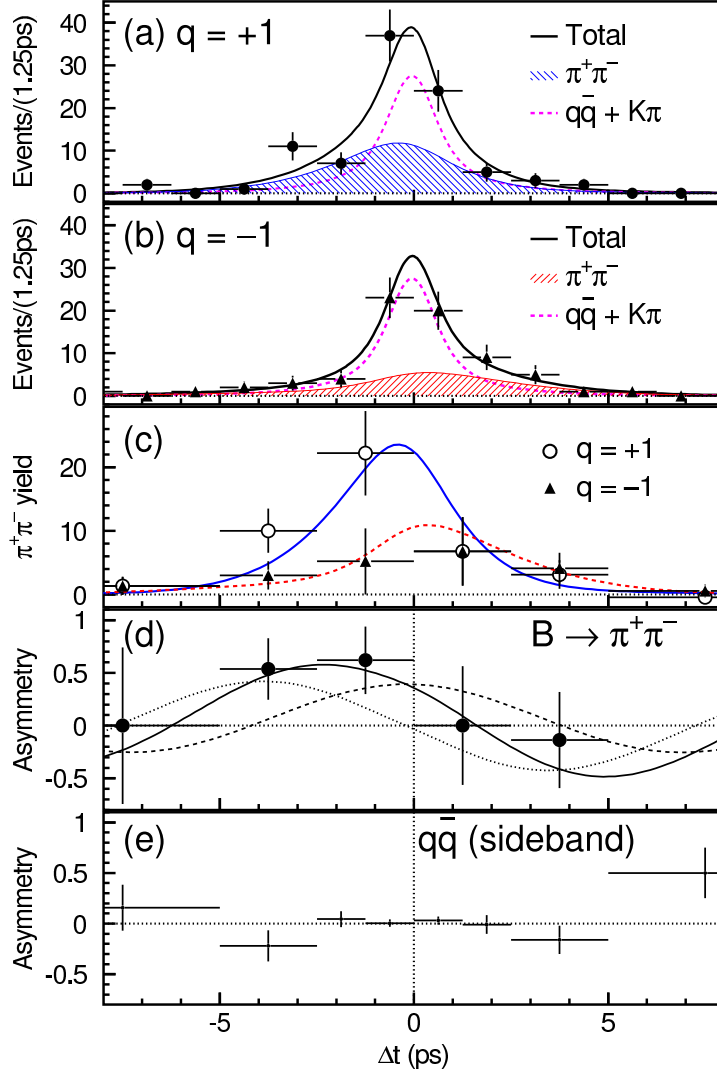


Figure 4: *Belle* data: the Δt and asymmetry distributions for the $B^0 \rightarrow \pi^+\pi^-$ candidates: (a) candidates with $q = +1$, i.e. the tag side is identified as B^0 ; (b) candidates with $q = -1$; (c) $\pi^+\pi^-$ yields after background subtraction. (d) the CP asymmetry for $B^0 \rightarrow \pi^+\pi^-$ after background subtraction. The point in the rightmost bin has a large negative value that is outside of the range of the histogram; (e) the raw asymmetry for $B^0 \rightarrow \pi^+\pi^-$ sideband events. In Figs. (a) through (c), the curves show the results of the unbinned maximum likelihood fit. In Fig. (d), the solid curve shows the resultant CP asymmetry, while the dashed (dotted) curve is the contribution from the cosine (sine) term.

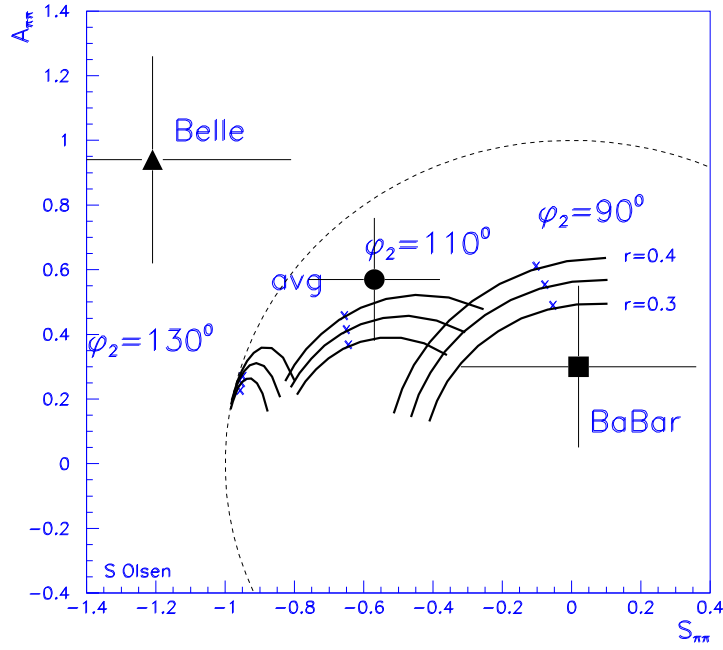


Figure 5: Comparison of Belle vs BaBar CP Measurements ($S_{\pi\pi}$ versus $A_{\pi\pi}$) with theoretical expectations for different values of $\sin 2\phi_2$, $r = |T/P|$, and final state interaction (FSI) phase shifts.