

Frascati Physics Series Vol. VVVVVV (xxxx), pp. 000-000
XX CONFERENCE – Location, Date-start - Date-end, Year

CP VIOLATION IN CHARM

Kevin Stenson

*Dept of Physics & Astronomy, VU Station B 351807,
Vanderbilt University, Nashville, TN 37235 USA*

ABSTRACT

Recent results on searches for CP and CPT violation in the charm sector are presented. These results include limits on direct CP violation in several channels from the FOCUS and CLEO experiments. The first reported search for CPT violation in charm, a preliminary result by the FOCUS collaboration, is also presented.

1 Charm CP Violation Introduction

CP violation is generally divided into three types: CP violation in mixing (indirect), CP violation in decay (direct), and CP violation in the interference between decay and mixing (indirect or direct). In all cases, CP violation occurs when the decay rate of a particle differs from that of its CP conjugate. This requires contributions from two different CP violating terms with different

phases. In addition, two CP conserving terms must also have different phases. The CP conserving phase shift is usually generated by QCD final state interactions. In the Standard Model (SM), two CP violating terms often come from tree level and penguin decays. Extensions to the Standard Model can introduce other CP violating terms which can interfere with the SM weak decays to generate CP violation.

In charm, mixing is very suppressed so at current experimental sensitivities, CP violation searches are generally searching for direct CP violation. One measures the CP violation rate by looking at the asymmetry:

$$A_{CP} \equiv \frac{\Gamma(D \rightarrow f) - \Gamma(\bar{D} \rightarrow \bar{f})}{\Gamma(D \rightarrow f) + \Gamma(\bar{D} \rightarrow \bar{f})} \quad (1)$$

In the fixed-target experiments E791 and FOCUS, the production mechanism gives rise to different numbers of produced particles and antiparticles. Therefore, these experiments normalize to another (copious) decay mode which is unlikely to exhibit CP violation.

2 Overview of Experiments

The most precise charm CP violation results come from the Fermilab fixed-target experiments E791 and FOCUS and the e^+e^- central detector, CLEO.

2.1 E791 and FOCUS experiments

E791 (FOCUS) took data at Fermilab during the fixed-target running of 1991–2 (1996–7). These experiments, like all modern fixed-target charm experiments are quite similar. Both sport silicon strip detectors in the vertex region to separate the charm production and decay vertices, a key requirement in separating signal from background. Following the silicon detectors are wire chambers and magnets which track and momentum analyze the decay products. Particle identification of charged hadrons is accomplished by the use of 2 (E791) or 3 (FOCUS) multi-cell threshold Čerenkov counters. Electromagnetic calorimeters identify electrons and photons while scintillation counters downstream of absorbing steel walls are used to identify muons. Both experiments used a hadron calorimeter to trigger on interesting events with high efficiency. The targets in both experiments were segmented to allow charm decays in air. E791

used a 500 GeV/c π^- beam while FOCUS used a photon beam with an average energy of 180 GeV (for events with a reconstructed charm particle). The average charm momentum was around 60 GeV/c for both experiments. From a collection of 20 billion (6 billion) triggered events, E791 (FOCUS) fully reconstructed more than 200,000 (1,000,000) charm particles.

2.2 CLEO experiment

The CLEO experiment utilizes the CESR storage ring at Cornell which is a symmetric e^+e^- collider. The CLEO results presented here come from data taken at and near the $\Upsilon(4S)$, mostly from CLEO II.V (1996–9). Both CLEO II ¹⁾ and CLEO II.V ²⁾ detectors use wire chambers for particle tracking and an excellent electromagnetic CsI calorimeter providing good reconstruction of photons, electron, and π^0 's. These detectors are inside a 1.5 T axial magnetic field and surrounded by muon chambers. In CLEO II.V a silicon strip system near the beam was also present. The data presented here utilize 4.7–13.7 pb^{-1} of luminosity. Charm particles produced at CLEO generally have a momentum of a few GeV/c.

3 Direct CP Violation Results

3.1 Two-body decays

E791 ³⁾, FOCUS ⁴⁾, and CLEO ⁵⁾ have all looked for CP violating behavior in the Cabibbo suppressed decays $D^0 \rightarrow K^+K^-$ and $D^0 \rightarrow \pi^+\pi^-$. These measurements, shown in Fig. 1 and tabulated in Table 1 are approaching the 1% level where non-Standard Model effects might show up.

Table 1: *Measurements of the CP asymmetry from $D^0 \rightarrow K^+K^-$, $\pi^+\pi^-$ decays.*

Expt	$A_{CP}(KK)$ (%)	$A_{CP}(\pi\pi)$ (%)
E791(98) ³⁾	$-1.0 \pm 4.9 \pm 1.2$	$-4.9 \pm 7.8 \pm 3.0$
FOCUS(00) ⁴⁾	$-0.1 \pm 2.2 \pm 1.5$	$4.8 \pm 3.9 \pm 2.5$
CLEO(02) ⁵⁾	$0.0 \pm 2.2 \pm 0.8$	$1.9 \pm 3.2 \pm 0.8$

FOCUS has recently published ⁶⁾ results using the two-body decay modes $D^+ \rightarrow K_S^0\pi^+$, where Cabibbo favored and doubly Cabibbo suppressed amplitudes can interfere and $D^+ \rightarrow K_S^0K^+$ which is a singly Cabibbo suppressed

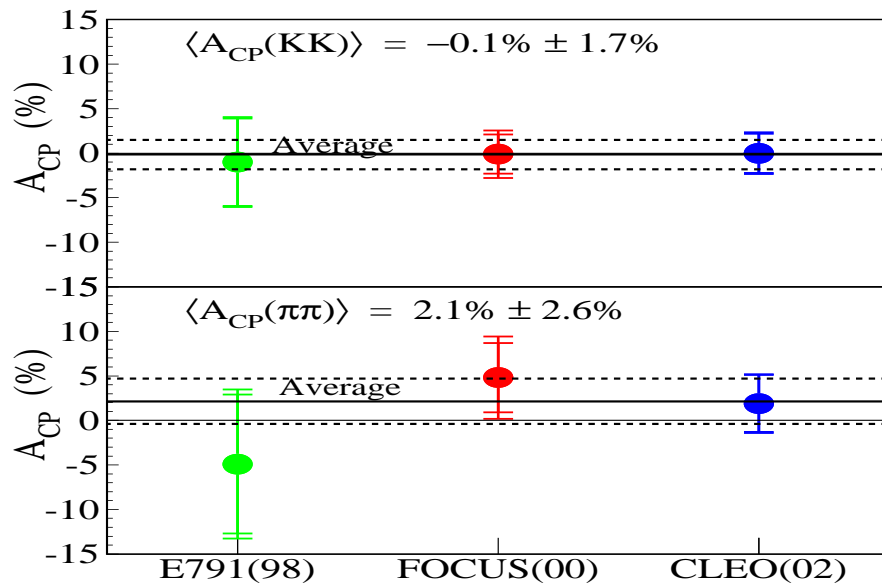


Figure 1: Measurements of the CP asymmetry of $D^0 \rightarrow K^+K^-$, $\pi^+\pi^-$ decays.

decay where interference between the tree and penguin diagrams can occur. These decay modes should also display a CP violation component due to CP violation in K^0 decays. As seen in Table 2, no evidence of CP violation was found which is consistent with the Standard Model for this level of sensitivity.

Table 2: Measurements of the CP asymmetry from $D^+ \rightarrow K_S^0 K^+$, $K_S^0 \pi^+$ decays.

CP Asymmetry	FOCUS
$A_{CP}(K_S^0 \pi^+)$ w.r.t. $K^- \pi^+ \pi^+$	$(-1.6 \pm 1.5 \pm 0.9)\%$
$A_{CP}(K_S^0 K^+)$ w.r.t. $K^- \pi^+ \pi^+$	$(6.9 \pm 6.0 \pm 1.8)\%$
$A_{CP}(K_S^0 K^+)$ w.r.t. $K_S^0 \pi^+$	$(7.1 \pm 6.1 \pm 1.4)\%$

3.2 Three-body decays

Searching for direct CP violation in three-body decays is significantly more complicated than two-body decays. One can look for CP violation by integrating over phase space, by looking at quasi two-body decays by cutting on

resonances, or by using a full Dalitz plot analysis of the charm and anticharm particle to look for discrepancies. FOCUS ⁴⁾ and E791 ⁷⁾ have both reported results for $D^+ \rightarrow K^- K^+ \pi^+$. FOCUS reported $A_{CP} = (0.6 \pm 1.1 \pm 0.5)\%$ and plans to perform a CP violation Dalitz plot analysis in the future. E791 also reported results for the sub-resonances: $A_{CP}(\phi\pi^+) = (-2.8 \pm 3.6)\%$ and $A_{CP}(K^*K^+) = (-1.0 \pm 5.0)\%$.

As a byproduct of their Dalitz plot analysis of $D^0 \rightarrow K^- \pi^+ \pi^0$ ⁸⁾, CLEO measured

$$A_{CP} \equiv \int \frac{|M_{D^0}|^2 - |M_{\bar{D}^0}|^2}{|M_{D^0}|^2 + |M_{\bar{D}^0}|^2} dDP = (-3.1 \pm 8.6)\%, \quad (2)$$

again consistent with zero.

4 CPT Violation Search

It is common knowledge that point particle Lorentz invariant field theories require CPT invariance ⁹⁾. However, some Standard Model extensions need not be Lorentz-invariant ¹⁰⁾. In fact, it might be possible to find evidence for strings which dominate at the Plank scale using data which exists today. Limits on CPT violation have been set using neutral K and B mesons (mixing interferometry). It is possible, however, for these effects to manifest at different levels in different flavors so a check in the charm system is also important.

4.1 CPT Violation Formalism

This analysis mostly follows the notation of Ref. ¹¹⁾. First, the standard effective Hamiltonian is rewritten:

$$\Lambda = M - \frac{1}{2}i\Gamma \quad \Longrightarrow \quad \Lambda = \frac{1}{2}\Delta\lambda \begin{pmatrix} U + \xi & V W^{-1} \\ V W & U - \xi \end{pmatrix} \quad (3)$$

where U , V , W , and ξ are complex and $\Delta\lambda = \Delta M - i\Delta\Gamma/2$. The parameter ξ is the CPT violating term. The time-dependent right-sign $D^0 \rightarrow f$ decay probability is given by:

$$P_f(t) = \frac{1}{2}|F|^2 e^{-\Gamma t} [(1+|\xi|^2) \cosh \Delta\Gamma + (1-|\xi|^2) \cos \Delta M - 2\Re(\xi) \sinh \Delta\Gamma + 2\Im(\xi) \sin \Delta M]. \quad (4)$$

The time-dependent $\bar{D}^0 \rightarrow \bar{f}$ decay probability $\bar{P}_{\bar{f}}(t)$ is simply $P_f(t)$ with $\xi \rightarrow -\xi$ and $F \rightarrow \bar{F}$. From this, one can form an asymmetry for right-sign decays as:

$$A_{CPT}(t) = \frac{\bar{P}_{\bar{f}}(t) - P_f(t)}{\bar{P}_{\bar{f}}(t) + P_f(t)} = \frac{2\Re(\xi) \sinh \Delta\Gamma t - 2\Im(\xi) \sin \Delta Mt}{(1+|\xi|^2) \cosh \Delta\Gamma t + (1-|\xi|^2) \cos \Delta Mt}. \quad (5)$$

By Taylor expanding \sin, \sinh, \cos, \cosh to 1st order and switching to the standard mixing variables $x \equiv \Delta M/\Gamma$, $y \equiv \Delta\Gamma/2\Gamma$, one finds:

$$A_{CPT}(t) \approx [\Re(\xi) y - \Im(\xi) x] \Gamma t \quad (6)$$

Given the measured limits on mixing and the lifetime range probed by the FOCUS experiment, this approximation is sufficiently accurate. Experimentally:

$$A_{CPT}(t') = \frac{N_{\bar{D}^0}(t') - N_{D^0}(t')}{N_{\bar{D}^0}(t') + N_{D^0}(t')}. \quad (7)$$

Therefore, measuring the slope of the lifetime ratio distribution immediately returns $[\Re(\xi) y - \Im(\xi) x]$.

4.2 Preliminary FOCUS CPT Violation Results

Figure 2 shows the invariant mass distribution for right-sign $D^0 \rightarrow K^- \pi^+$ decays. These decays have been tagged using the charge of the soft pion from $D^{*+} \rightarrow D^0 \pi_s^+$ decays.

In Fig. 3, the ratio of \bar{D}^0 to D^0 as a function of reduced proper time, t' , is plotted. The reduced proper time is defined by $t' \equiv (\ell - N\sigma_\ell)/(\beta\gamma c)$ where ℓ is the distance between the production and decay vertex, σ_ℓ is the calculated resolution on ℓ , and N is the minimum detachment cut applied. This has the effect of starting the clock at the moment at which the particle could first be reconstructed by the experiment (with the given detachment cut) and thus greatly reducing the amount of correction needed due to acceptance. The fit to Fig. 3 is the basis of the preliminary FOCUS result:

$$\Re(\xi) y - \Im(\xi) x = 0.0083 \pm 0.0065 \pm 0.0041 \quad (8)$$

The actual limit on the CPT violating parameter depends on mixing parameters; for example if $x = 0$ and $y = 1\%$ then $\Re(\xi) = 0.83 \pm 0.65 \pm 0.41$. The systematic errors were determined by exploring the effect of different absorption lengths in the Monte Carlo simulation, different selection criteria, and different sideband selections for the background subtraction.

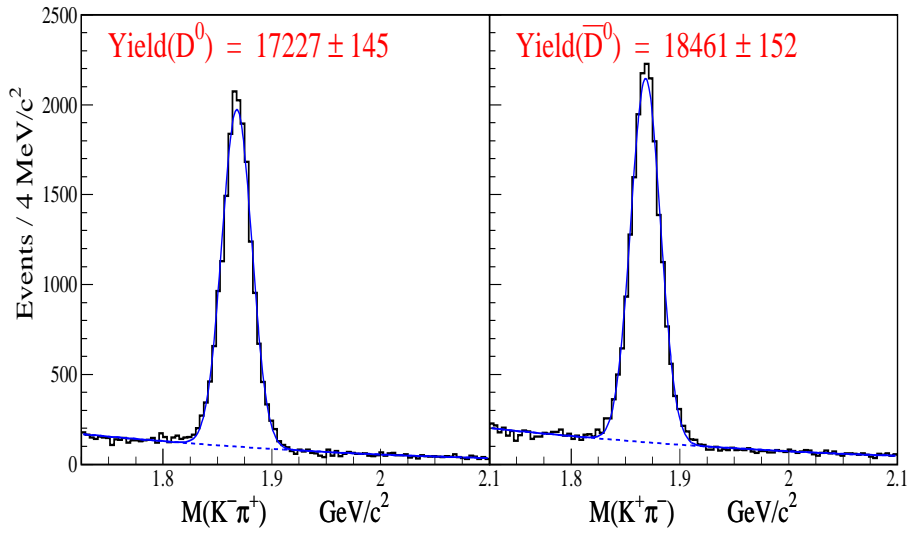


Figure 2: Preliminary FOCUS mass plots of $D^0 \rightarrow K^-\pi^+$ for events which have a D^* tag.

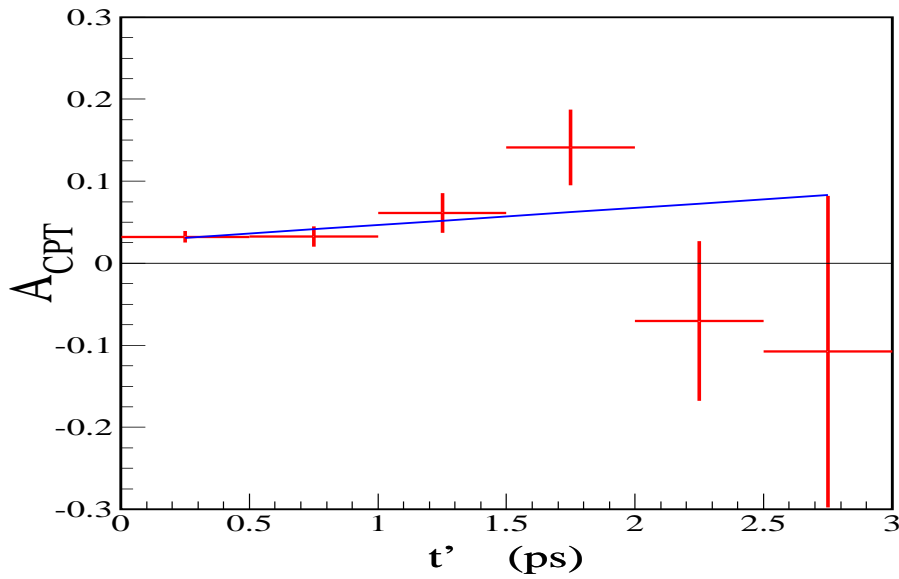


Figure 3: Preliminary FOCUS fit to the ratio of \bar{D}^0 to D^0 as a function of reduced proper time, t' .

5 Conclusion

Considerable progress is currently being made by FOCUS and CLEO in the search for direct CP violation in the charm system. Current limits are approaching the 1% level at which non-Standard Model effects might be seen. In the near future, BaBar and Belle should be able to probe even further in this exciting area. Following this, BTeV will also have an opportunity to search for CP violation in the charm sector with a sample of more than 1 billion reconstructed charm decays. In addition, the search for CPT violation is also being extended into the charm sector. Both types of searches have the potential to uncover exciting new physics.

References

1. Y. Kubota *et al.* (CLEO Collaboration), Nucl. Instrum. Meth. A **320**, 66 (1992).
2. T. Hill *et al.* (CLEO Collaboration), Nucl. Instrum. Meth. A **418**, 32 (1998).
3. E.M. Aitala *et al.* (E791 Collaboration), Phys. Lett. **B421**, 405 (1998).
4. J.M. Link *et al.* (FOCUS Collaboration), Phys. Lett. **B491**, 232 (2000).
5. S.E. Csorna *et al.* (CLEO Collaboration), Phys. Rev. D **65**, 031102 (2002).
6. J.M. Link *et al.* (FOCUS Collaboration), Phys. Rev. Lett. **88**, 041602 (2002).
7. E.M. Aitala *et al.* (E791 Collaboration), Phys. Lett. **B403**, 377 (1997).
8. S. Kopp *et al.* (CLEO Collaboration), Phys. Rev. D **63**, 092001 (2001).
9. R.G. Sachs, *The Physics of Time Reversal*, University of Chicago Press (1987).
10. V. Alan Kostelecký, Phys. Rev. D **64**, 076001 (2001), V. Alan Kostelecký, Phys. Rev. D **61**, 16002 (2000), D. Colladay and V. Alan Kostelecký, Phys. Rev. D **58** 116002 (1998), D. Colladay and V. Alan Kostelecký, Phys. Rev. D **55** 6760 (1997) and references therein.
11. V. Alan Kostelecký, Phys. Rev. D **64**, 076001 (2001).