

Search for the Standard Model Higgs boson at LEP

Fabio Cerutti *CERN - EP Division and LNF - INFN*

Abstract

The combined results of the search for the Standard Model Higgs boson from the four LEP experiments are given. These results are based on the full data sample collected by ALEPH, DELPHI, L3 and OPAL at centre-of-mass energies up to 209 GeV, corresponding to a total integrated luminosity of about 2.5 fb^{-1} . A slight excess of events over the background expectation is found at the 2σ level, originating mainly from the ALEPH 4-jet channel. This excess is compatible with what expected for the production of a SM Higgs boson with a mass of $115.6 \text{ GeV}/c^2$. A combined 95% confidence level lower limit of $114.1 \text{ GeV}/c^2$ on the mass of the Standard Model Higgs boson is derived.

1 Introduction

The Standard Model (SM) Higgs boson is expected to be produced at LEP mainly via associated production with a Z boson, with small contributions from the W- and Z-fusion processes. For this reason the production cross-section is expected to have a threshold behaviour at $E_{LEP} \simeq M_H + M_Z$. For a 115 GeV/ c^2 Higgs the production cross-section is expected to be about 60 fb at $E_{LEP}=207$ GeV, corresponding to 30 signal events produced in the entire LEP year 2000 data sample.

A 115 GeV/ c^2 Higgs boson decays mainly into $b\bar{b}$ final state (BR=74%), other hadronic final states (gg, $c\bar{c}$, BR=11 %), $\tau\tau$ (BR=7%) and W^*W^* (BR=7%). The final states that are searched for at LEP are: the 4-jet final state where the Higgs decays into $b\bar{b}$ and the Z into $q\bar{q}$, the missing-energy final state where the Higgs decays into $b\bar{b}$ and the Z into $\nu\bar{\nu}$, the leptonic final state where the Higgs decays into $b\bar{b}$ and the Z into $\ell\bar{\ell}$ (with $\ell = \mu$ or e) and the $\tau\tau$ final state where either the Higgs or the Z decays into $\tau\tau$.

Of these channels the 4-jet has the largest sensitivity followed by the missing-energy, the leptonic and the $\tau\tau$. The b-tag is the main tool used to reject the background coming from other SM processes. This variable is very useful in the reduction of the WW, ZZ and $q\bar{q}$ backgrounds. Other kinematic variables related to the production and decay of the scalar Higgs boson are used in the selection (i.e., the production angle of the selected Higgs candidate, the angle between the reconstructed jets, etc.). In addition to these variables the reconstructed Higgs boson mass is used to reduce the background that is not compatible with the tested Higgs boson mass hypothesis.

The method adopted by the four LEP experiments consists in computing the statistical compatibility of the selected sample (after a loose pre-selection) with the two following hypothesis: the presence of the signal with mass M_H (referred to as $s + b$ hypothesis) or the compatibility with the expected background (referred to as $b - only$ hypothesis). This is done by means of a test statistics which takes into account the distributions of the reconstructed mass, used as the first discriminating variable, and of all the other selection variables, combined with Neural-Network (NN) or likelihood (L) techniques in the second discriminating variable. The test statistics used at LEP is the likelihood-ratio (LR) ¹⁾, the ratios of the likelihood of the selected samples being compatible with $s + b$ and $b - only$ hypothesis. For each tested Higgs boson mass the confidence level of the observed test statistics being compatible with the two hypotheses are computed: CL_{s+b} and CL_b . Signal like results will be characterised by very small values of $(1-CL_b)$ and by an average value

of CL_{s+b} of 0.5. Background like results are characterised by small values of CL_{s+b} (depending on the sensitivity to the tested mass hypothesis) and by an average value of CL_b of 0.5.

The results reported here are based on about 2.5 fb^{-1} of data collected by the four LEP experiments at E_{LEP} ranging from 189 to 209 GeV. The most relevant sample is given by the 542 pb^{-1} of data collected in year 2000 at $E_{LEP} \geq 206 \text{ GeV}$. The combination is based on the results reported in Refs. 2, 3, 5, 6) and described by the LEP-Higgs working group in 7). Of these publications only the L3 one is final. The ALEPH collaboration has published in Ref. 8) its final findings that will be included in the ultimate LEP combination.

The outline of this paper is the following. In section two the combined LEP results are presented. In section three a more detailed discussion of the systematic uncertainties is given. In section four the most recent update from the ALEPH collaboration is reported. Conclusions are drawn in section five.

2 LEP combined results

The LEP combined LR as a function of the Higgs mass hypothesis is shown in Fig. 1. The test statistics has a broad minimum around $115.6 \text{ GeV}/c^2$ compatible with what is expected for an Higgs boson with that mass ($CL_{s+b}=0.44$). The compatibility with the *b-only* hypothesis at that mass is of 3.4% (i.e., a 2σ effect). The excess is mainly originating from the ALEPH 4-jet channel as can be seen in tables 1 and 2 where the values of CL_{s+b} and $(1-CL_b)$ are given for the four LEP experiments and for the different channels separately.

Table 1: *Values of the combined CL_{s+b} and $(1-CL_b)$ for the four LEP experiments and for an Higgs mass hypothesis of $115.6 \text{ GeV}/c^2$.*

	CL_{s+b}	$(1-CL_b)$
ALEPH	0.94	0.002
DELPHI	0.02	0.87
L3	0.47	0.24
OPAL	0.47	0.22

From this results a combined 95% CL lower limit on the Higgs boson mass of $114.1 \text{ GeV}/c^2$ can be derived to be compared with that of $115.4 \text{ GeV}/c^2$ expected in case of absence of the signal.

Table 2: Values of the combined CL_{s+b} and $(1-CL_b)$ for the different channels separately and for an Higgs mass hypothesis of $115.6 \text{ GeV}/c^2$.

	CL_{s+b}	$(1-CL_b)$
4-jet	0.74	0.016
missing-energy	0.26	0.40
all but 4-jet	0.19	0.34

3 Systematic uncertainties

The robustness of the 2σ excess observed by the four LEP experiments against systematic uncertainties on the expected background has been thoroughly investigated. Since the excess is mainly originating from the ALEPH 4-jet selection only a brief description of the systematic uncertainties related to this channel is given here. In the threshold mass region ($M_H \sim 115 \text{ GeV}/c^2$) the background is dominated by the following sources: the ZZ background with one or two Z decaying into $b\bar{b}$, the $q\bar{q}$ events with hard gluon emission (with $q=b$ or $g \rightarrow b\bar{b}$) and the WW background with misidentified b jets.

The most relevant selection variables used in the 4-jet channel selection are the b-tag, the reconstructed Higgs boson mass and the kinematic-based shape variables. The b-tag performance in the simulation are calibrated by using the data collected at the Z peak ($\sim 2.5 \text{ pb}^{-1}$ in year 2000). Since the decay branching ratios of the Z into heavy and light quarks are well known the b-tag efficiency for the b and light-flavor ($udsc$) jets can be measured. The simulation parameters have been tuned to reproduce the measured efficiencies and half of the correction applied to the simulation has been taken as systematic error. The performance of the b-tag are then cross checked on high energy data samples containing b jets (radiative returns to the Z) or enriched in light flavors (WW events with $WW \rightarrow q\bar{q}'\ell\nu$). This cross checks are shown for the ALEPH experiment in Fig.2 where the b-tag NN output is compared with the simulation for these two samples. The data are in agreement with the simulation within the statistics of the test. Another important check is related to the understanding of the Higgs mass reconstruction close to threshold. This is shown in Fig.3, for a sample selected with the same criteria as for the 4-jet selection with the exception of an anti b-tag cut applied to reject any possible signal. A good agreement between data and simulation is observed for all the mass spectrum. Other systematic error sources have been investigated by ALEPH: the amount of gluon splitting into heavy flavors, the description of the quantities used in the second discriminating variable, the uncertainty on the correlation existing

between the two discriminating variables and the limited simulation statistics.

The systematic errors estimated by the different experiment on the expected background are already included in the values of $(1-CL_b)$ and CL_{s+b} reported in the previous section with the smearing method described in ⁹⁾. If more conservative techniques are used to propagate the systematic errors to the $(1-CL_b)$ evaluation a reduction of the excess up to 0.2σ is obtained.

As shown in the next section, the final determination of the systematic uncertainty published by ALEPH ⁸⁾ confirms the preliminary value provided for the combination, giving confidence that the 2σ effect is robust against systematic effects.

4 The final ALEPH publication

Since the last LEP combination only the ALEPH experiment has published his final results ⁸⁾. The main change with respect to the first publication are:

- the reprocessing of all the data with the final detector calibrations,
- a more correct treatment of the beam related background,
- a more accurate estimate of the systematic uncertainty on the expected background.

Among these changes only the last two are briefly discussed in this section. A low polar-angle energy deposit present in one of the three high-purity 4-jet candidates, candidate b of Ref. ²⁾, has been interpreted as a beam related background. This triggered a study aiming to reject this kind of background energy deposits not included in the standard simulation. A procedure based on the kinematic fit of the 4-jet event with different treatment of the low polar angle clusters has been implemented. The impact of this rejection procedure on the background and signal processes has been studied on simulation samples to which the beam background energy deposits, measured on random triggered events, have been added. This procedure affects only one data candidate: candidate b of ²⁾. Its reconstructed mass increases from 112.8 to 114.4 GeV/ c^2 and its NN output changed from 0.996 to 0.997.

The final ALEPH result, given in terms of the LR distribution as a function of the Higgs boson mass hypothesis, is shown in Fig. 4. A broad minimum of the test statistics is observed around $M_H=115$ GeV/ c^2 . Around this mass value the compatibility with the $b - only$ hypothesis is at the level of 2.82σ for the NN

analysis stream. In the previous ALEPH publication it was at the 2.96σ level. For the alternative analysis stream, the cut-based one, the value of $(1-CL_b)$ around the likelihood-ratio minimum corresponds to a significance of 3.04σ almost unchanged with respect to the 3.06σ of the previous ALEPH publication.

With respect to ²⁾ more detailed studies of the systematic uncertainties on the 4-jet background expectation have been performed. The systematic errors for the different sources are reported in table 3 in terms of changes in the excess significance obtained by varying the background by its estimated uncertainty. The systematic sources investigated are: the statistical uncertainty of the simulation samples, the uncertainty on the b-tag variable, the amount of gluon splitting into heavy flavours, detector related systematics (like the error on the simulation of the jet resolution), the error on the simulation of the other quantities used in the second discriminating variables and the error on the strong coupling constant used in the simulation (it has an impact in the 4-jet rate in $q\bar{q}$ events).

Table 3: *Impact on the significance, expressed in numbers of σ , of the systematic uncertainties on the expected background in the ALEPH 4-jet channel, evaluated at $M_H=116 \text{ GeV}/c^2$.*

Systematic source	δ -significance cut stream	δ -significance NN stream
MC statistics	$\pm 0.11\sigma$	$\pm 0.07\sigma$
b-tag	$\pm 0.06\sigma$	$\pm 0.08\sigma$
gluon splitting	$\pm 0.04\sigma$	$\pm 0.04\sigma$
Jet resolution	$\pm 0.07\sigma$	$\pm 0.05\sigma$
Shape discr. variables	$\pm 0.03\sigma$	$\pm 0.05\sigma$
α_s (4-jet rate)	$\pm 0.04\sigma$	$\pm 0.06\sigma$

These uncertainties are already included in the confidence levels quoted above by using the method described in ⁹⁾. If these errors were added in quadrature a total change in the excess significance of less than 0.2σ would be obtained. This confirms the preliminary systematic uncertainty estimated in ²⁾.

Since the combined LEP result is driven by the ALEPH 4-jet channel and since the final ALEPH publication confirms the findings of the preliminary results, the final LEP combination is not expected to change drastically with respect to the results reported in section 2. Final LEP results are expected by the summer 2002.

5 Conclusions

A preliminary combination of the LEP results on the Standard Model Higgs search shows a slight deviation from the b -only hypothesis at the 2σ level ($1-\text{CL}_b = 3.4\%$). A closer view to this effect shows that it mainly originates from the ALEPH 4-jet channel. This result is compatible with what expected for a SM Higgs boson with a mass of $115.6 \text{ GeV}/c^2$ and is robust against systematic uncertainties on the expected background, as described in the preliminary publications of the four LEP experiments and as confirmed by the final ALEPH publication⁸⁾. A final clarification on the nature of the observed effect should come from the hadron colliders TEVATRON and LHC.

By putting together the indirect constraints, coming from the electroweak fit to the SM observable measured at LEP¹⁰⁾ (with relevant contribution also from SLD, TEVATRON and NUTEV), with the direct search results, the SM Higgs boson mass is constrained in the range between 114 and 196 GeV/c^2 at 95% CL. This represents an enormous improvement on the knowledge of this fundamental observable with respect to the pre-LEP era.

6 Acknowledgements

I would like to thank all the members of the LEP Higgs working group, Fabiola Gianotti and Roberto Tenchini for the help that they gave me in the preparation of this talk. I also would like to thank the organisers of the conference for the high quality of the program, the wonderful organisation and the beautiful atmosphere in which this conference has been held.

References

1. see e.g., G. Cowan, *Statistical Data Analysis*, Oxford University Press, 1998.
2. The ALEPH collaboration, R. Barate *et al*, Phys. Lett. **B 495**, (2000) 1.
3. The DELPHI collaboration, P. Abreu *et al*, Phys. Lett. **B 499**, (2001) 23.
4. The L3 collaboration, M. Acciari *et al*, Phys. Lett. **B 495**, (2000) 18.
5. The L3 collaboration, M. Acciari *et al*, Phys. Lett. **B 517**, (2001) 319.
6. The OPAL collaboration, G. Abbiendi *et al*, Phys. Lett. **B 499**, (2001) 38.

7. The LEP working group for Higgs boson searches, *Search for the Standard Model Higgs boson at LEP*, CERN-EP/2001-055 July 2001.
8. The ALEPH collaboration, R. Barate *et al*, Phys. Lett. **B 526**, (2002) 191.
9. R.D. Cousins and V.L. Highland, Nucl. Instrum. and Methods **A 320**, (1992) 331.
10. The LEP Electroweak working group, LEPEWWG/2002-01

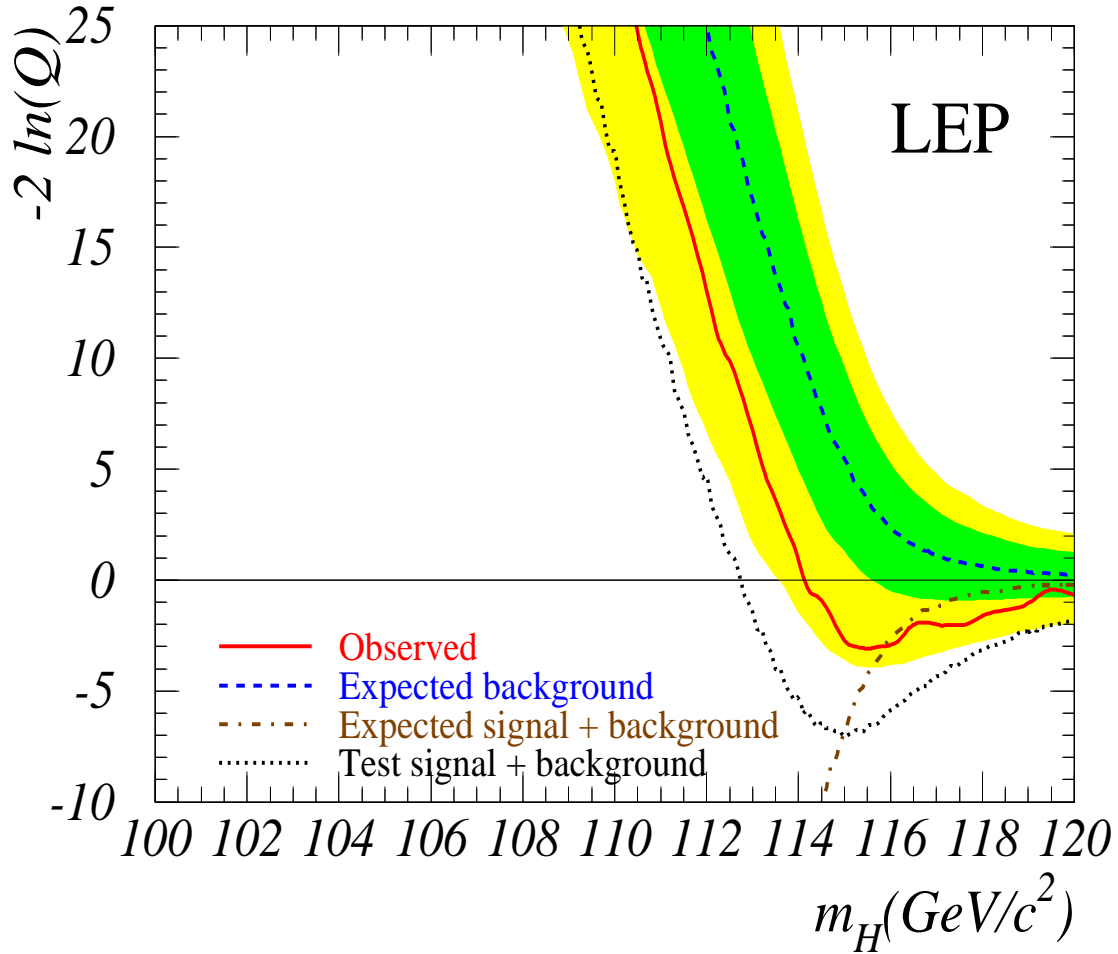


Figure 1: Value of the combined test statistics (*Likelihood-Ratio*) as a function of the tested Higgs boson mass hypothesis. The full line represents the observed result. The dashed line represents the expected value for *b* – only experiments with 68 (green) and 95 (yellow) % CL level bands. The value expected in case of the presence of a Higgs boson signal is shown by the dash-dotted line. The dotted line is obtained with a test where the likelihood ratio distribution has been computed for a mixture of the background with a signal with a mass of $115 \text{ GeV}/c^2$. This test reproduces qualitatively the low mass tail (deviation from *b* – only expectation) of the test statistics observed in the data.

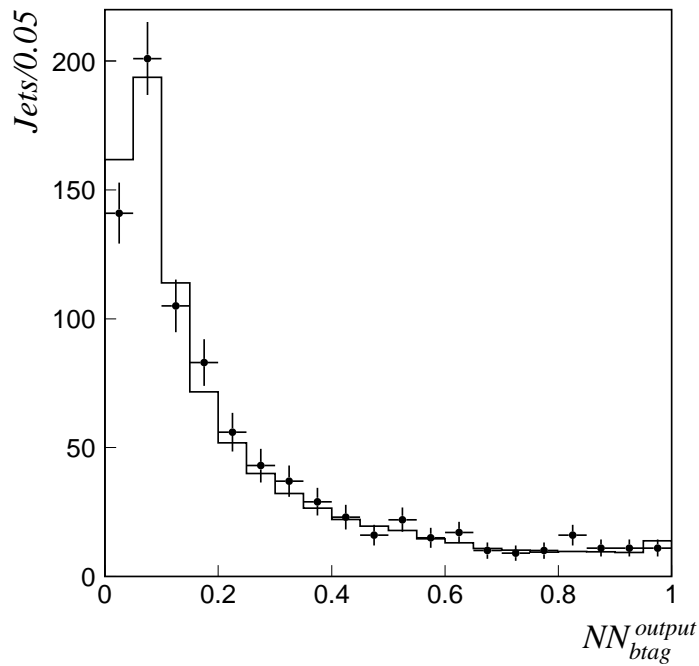
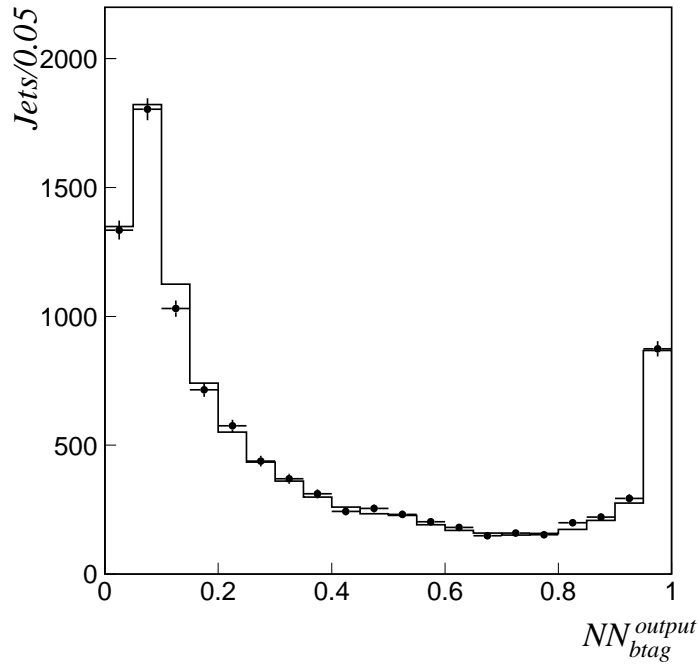


Figure 2: *Distribution of the jet NN b-tag output for the ALEPH data (points with errors) and for the simulation (open histogram) for radiative returns to the Z (upper plot) and semileptonic WW events (lower plot).*

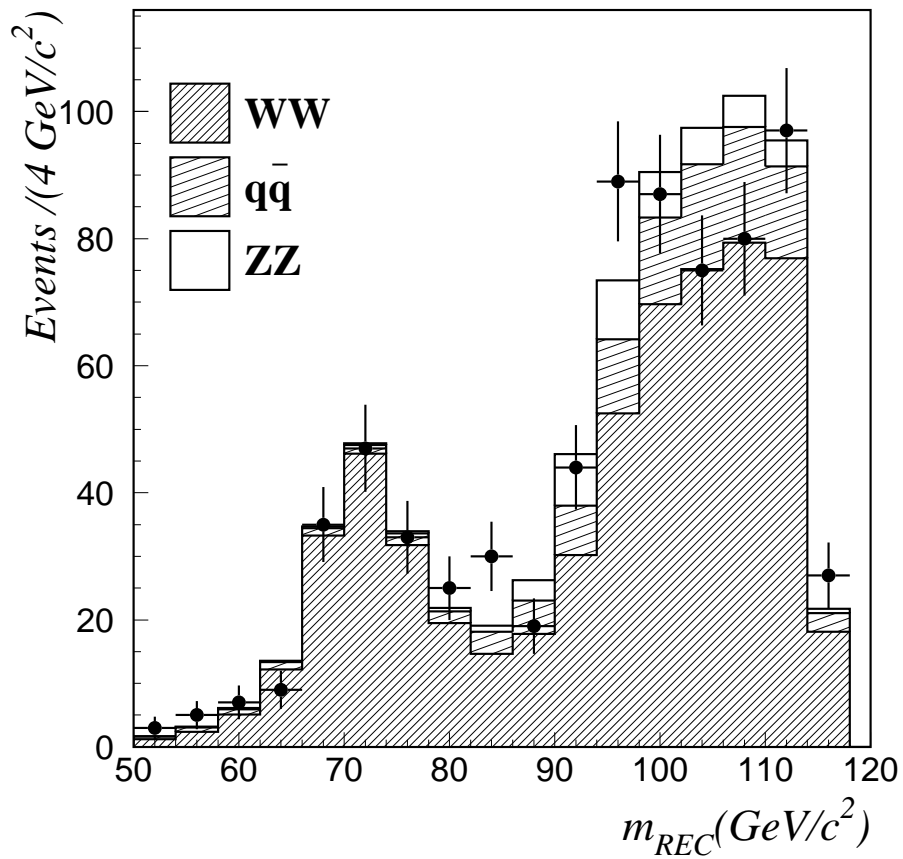


Figure 3: *Distribution of the reconstructed invariant mass in the ALEPH 4-jet channel for data (points with errors) and for the simulation (histograms), obtained by applying a b-tag veto as explained in the text. For the simulation the different background contributions are shown with different shading styles.*

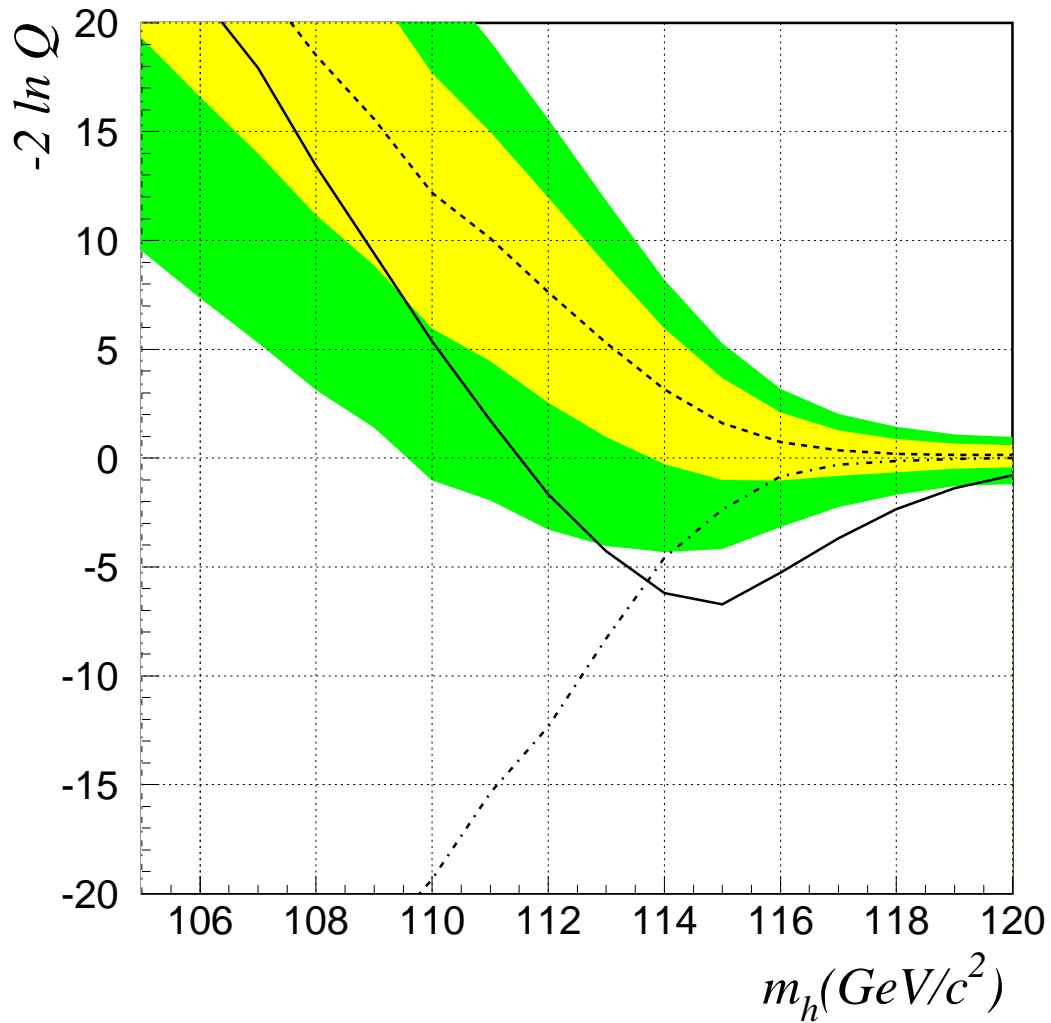


Figure 4: Value of the ALEPH test statistics (Likelihood-Ratio) as a function of the tested Higgs boson mass hypothesis. The full line represents the observed result. The dashed line represents the expected value for b – only experiments with 68 (yellow) and 95 (green) % CL level bands. The value expected in case of the presence of a signal is shown by the dash-dotted line.