


RARE B DECAYS AT BELLE

T.J. GERSHON

(for the Belle collaboration)

KEK, High Energy Physics Research Organization, 1-1 Oho, Tsukuba, Ibaraki, 305-0801 Japan



Results on a number of rare hadronic B decays are presented. A data sample of 29.1 fb^{-1} accumulated using the Belle detector at the KEKB asymmetric e^+e^- collider operating at the $\Upsilon(4S)$ resonance is used. All results are preliminary unless indicated otherwise.

1 Introduction

Belle is an experiment designed to make measurements of time-dependent CP asymmetries in B physics. Important measurements of these phenomena have recently been reported.¹ In addition, owing to the unparalleled performance of KEKB,² and the excellent performance of the Belle detector, numerous interesting rare B decay modes can be studied.

The Belle detector is described in detail elsewhere.³ It consists of a silicon vertex detector, a central drift chamber (CDC), aerogel Cerenkov counters (ACC), time-of-flight scintillation counters (TOF) and an electromagnetic calorimeter made of CsI(Tl) crystals enclosed in alternating layers of resistive plate chambers and iron for K_L/μ detection and to return the flux of the 1.5 T magnetic field. The responses of the CDC, ACC and TOF are combined to provide clean identification of charged kaons, pions and protons, crucial for rare hadronic B decays. Another important feature of rare decay analyses, is the suppression of background from $e^+e^- \rightarrow q\bar{q}$ (continuum) events. One commonly used tool is a likelihood ratio combining information from the reconstructed B direction and a Fisher discriminant of modified Fox-Wolfram moments.⁴

Signal candidates are identified using two kinematic variables: $m_{bc} = \sqrt{E_{\text{beam}}^2 - (\Sigma \mathbf{P}_i)^2}$ and $\Delta E = \Sigma E_i - E_{\text{beam}}$. Signal yields are obtained by fitting the ΔE distributions, since this method allows separation of the continuum and $B\bar{B}$ backgrounds from the signal.

Table 1: BF's and 90% confidence level (CL) upper limits, in units of 10^{-6} , for $B \rightarrow K_S h^+ h^-$ and intermediate resonances.

Mode	$K^0 \pi^+ \pi^-$		$K^0 K^+ K^-$		$K^0 K^\pm \pi^\mp$
$\mathcal{B} \rightarrow K^0 h^+ h^-$	$53.2 \pm 11.3 \pm 9.7$		$34.8 \pm 6.7 \pm 6.5$		< 9.3
Resonance	$K^*(892)^- \pi^+$	$K_X(1400)^- \pi^+$	$\phi(1020) K^0$	$f_X(1500) K^0$	
$\mathcal{B} \rightarrow R_{\rightarrow hh} h$	$13.5^{+5.0}_{-4.4} \pm 2.9$	$22.9^{+8.7}_{-8.0} \pm 6.0$	$6.4^{+3.0}_{-2.6} \pm 1.3$	$20.4^{+5.3}_{-4.9} \pm 3.8$	

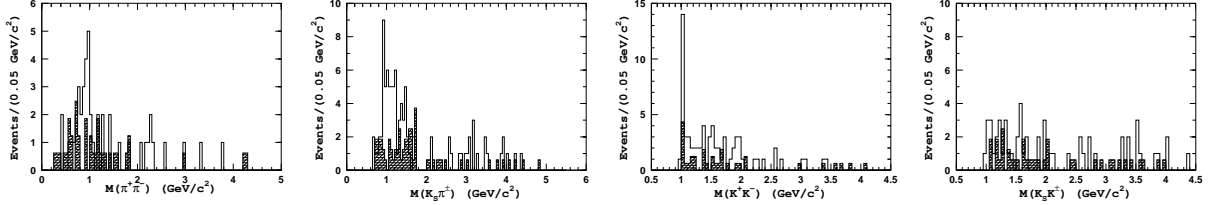


Figure 1: From left to right: $\pi^+ \pi^-$ invariant mass for $B \rightarrow K^0 \pi^+ \pi^-$ candidates with $m_{K_S \pi^\pm} > 2.0 \text{ GeV}/c^2$; $K_S \pi^\pm$ invariant mass for $B \rightarrow K^0 \pi^+ \pi^-$ candidates with $m_{\pi^+ \pi^-} > 1.5 \text{ GeV}/c^2$; $K^+ K^-$ invariant mass for $B \rightarrow K^0 K^+ K^-$ candidates; $K_S K^\pm$ invariant mass for $B \rightarrow K^0 K^+ K^-$ candidates with $m_{K^+ K^-} > 2.0 \text{ GeV}/c^2$. In each case the shaded histogram shows the background measured in a ΔE sideband.

2 Three Body Charmless Hadronic Decays

Belle has recently published results on three body charmless hadronic decays $B^+ \rightarrow K^+ h^+ h^-$ ⁵ where $h = K, \pi$ ⁶ These results include the first observation of a B decay to a scalar pseudoscalar final state, $B^+ \rightarrow f_0(980) K^+$. It is of interest to look for similar phenomena in the neutral channel, to further investigate the $b \rightarrow s$ penguin transitions which mediate these decays. In addition, these modes may in future be used to measure direct CP violation.

The results are summarized in table 1. Branching fractions (BFs) for $B^0 \rightarrow K^0 \pi^+ \pi^-$ and $B^0 \rightarrow K^0 K^+ K^-$ have, without any assumptions about intermediate mechanisms, been measured for the first time. BFs for intermediate resonances are extracted in each mode using a simultaneous fit to the projections of the Dalitz plot, shown in figure 1. The results are consistent with those from charged B decays, albeit with larger statistical error (due to $\mathcal{B}(K^0 \rightarrow \pi^+ \pi^-)$). The vector pseudoscalar decay $B^0 \rightarrow K^{*-}(892) \pi^+$ is observed.

3 Two Body Charmless Hadronic Decays

Two body charmless decays provide a rich variety of B physics.⁷ CP violation may be observed in the time-dependence of $B \rightarrow \pi^+ \pi^-$ decays, whilst due to penguin pollution, isospin analysis of the $\pi\pi$ system will be required to extract the Unitary Triangle angle ϕ_2 . The relative sizes of other $B \rightarrow hh$ modes provide information about the magnitudes of tree, penguin and other diagrams which contribute. Also, these modes may be used to search for direct CP violation, and to extract ϕ_3 . Belle has previously published results on these modes using 10.4 fb^{-1} ⁸; updated results are shown in table 2. There is evidence of $B^+ \rightarrow \pi^+ \pi^0$ with a significance of 3.5σ , and a 2.2σ hint for $B \rightarrow \pi^0 \pi^0$. A possible CP asymmetry in $B^+ \rightarrow K^0 \pi^+$ is found. Such an effect would be a clear indication of new physics if confirmed.⁹ The ratio $\Gamma(\pi^+ \pi^-)/2\Gamma(\pi^+ \pi^0)$ is found to be $0.40 \pm 0.15 \pm 0.05$, indicating large tree-penguin interference.

4 ϕ_3 Program

Whilst ϕ_3 may be extracted from measurements of A_{CP} in $B \rightarrow hh$ decays, the contributing diagrams introduce significant theoretical uncertainty in the extraction. A cleaner method to

Table 2: BFs and 90% CL upper limits, in units of 10^{-6} , for $B \rightarrow hh$ decays. CP asymmetries are given for flavour specific final states.

Mode	$K^+\pi^-$	$K^+\pi^0$	$K^0\pi^+$	$K^0\pi^0$		
$\mathcal{B}(B \rightarrow hh)$	$2.18 \pm 0.18 \pm 0.15$	$1.25 \pm 0.24 \pm 0.12$	$1.88 \pm 0.30 \pm 0.15$	$0.77 \pm 0.32 \pm 0.16$		
\mathcal{A}_{CP}	$-0.06 \pm 0.08 \pm 0.01$	$-0.04 \pm 0.19 \pm 0.03$	$0.46 \pm 0.15 \pm 0.02$			
Mode	$\pi^+\pi^-$	$\pi^+\pi^0$	$\pi^0\pi^0$	K^+K^-	K^+K^0	K^0K^0
$\mathcal{B}(B \rightarrow hh)$	$0.51 \pm 0.11 \pm 0.04$	$0.70 \pm 0.22 \pm 0.08$	< 0.56	< 0.05	< 0.38	< 1.3
\mathcal{A}_{CP}	$0.31 \pm 0.31 \pm 0.05$					

obtain ϕ_3 is from the CP asymmetry in $B^+ \rightarrow D_{CP}K^+$ decays.¹⁰ The measured CP asymmetries when the D meson is reconstructed in a CP=+1 eigenstate, a CP=-1 eigenstate and a CP non-eigenstate are $0.29 \pm 0.09 \pm 0.04$, $-0.22 \pm 0.24 \pm 0.04$ and $0.00 \pm 0.09 \pm 0.04$ respectively. The current statistics are too few to draw any conclusions regarding ϕ_3 .

5 Charmless Baryonic Decays

Belle has recently published the first observation of a $b \rightarrow s$ penguin transition with baryons in the final state, $B^+ \rightarrow p\bar{p}K^+$.¹¹ In this mode, an excess of events (compared to a phase space prediction) is seen at low invariant mass of the $p\bar{p}$ pair. Whilst models which can explain such an excess exist,¹² further study with more data is needed to understand the mechanisms at work. Searches for two body charmless baryonic final states have so far yielded only upper limits.¹³

6 Charmed Baryonic Decays

To investigate the mechanism of baryonic decays of B mesons,¹⁴ it is instructive to study charmed decays, where the BFs are larger. The modes $\bar{B}^0 \rightarrow \Lambda_c^+ \bar{p} \pi^+ \pi^-$ & $B^- \rightarrow \Lambda_c^+ \bar{p} \pi^-$ have been observed by CLEO.¹⁵ From the same final states, the resonant decays $\bar{B}^0 \rightarrow \Sigma_c^{++/0}(2455/2520)\bar{p}\pi^{-/+}$ are observed.^a Evidence for $B^- \rightarrow \Sigma_c^0(2455)\bar{p}$ is found with 4.7σ significance.

7 Colour Suppressed Decays

Colour suppressed $B \rightarrow D^{*(0)}h^0$ decays have recently been observed.¹⁶ Figure 2 shows signal peaks for the colour suppressed modes $B^0 \rightarrow D^{*(0)}p\bar{p}$. This is the first observation of these modes; the BFs are $\mathcal{B}(B^0 \rightarrow D^0p\bar{p}) = (1.18 \pm 0.15 \pm 0.16) \times 10^{-4}$ and $\mathcal{B}(B^0 \rightarrow D^{*0}p\bar{p}) = (1.20_{-0.29}^{+0.33} \pm 0.21) \times 10^{-4}$. The invariant mass of the $p\bar{p}$ pair for $B \rightarrow D^0p\bar{p}$ candidates is also shown in figure 2; a peak at low mass is observed, as was the case in the $B^+ \rightarrow p\bar{p}K^+$ mode.¹¹ No signal is observed for $B^+ \rightarrow D^{(*)+}p\bar{p}$; the same 90% CL upper limit 0.15×10^{-4} is set for both modes.

8 Charmed Hadronic Decays

Further understanding of hadronic decay models and $s\bar{s}$ production can be gained by studying $B \rightarrow D^*K^-K^{*(0)}$ decays. BFs for these modes are presented in table 3. For the $D^{(*)}K^-K^{*0}$ modes, the K^-K^{*0} invariant mass and angular distributions indicate a dominant component due to $D^{(*)}a_1^+$. K^-K^0 pairs in the $D^{(*)}K^-K^0$ modes appear to have $J^P = 1^-$.

^aThe significance of the $\Sigma_c^0(2520)\bar{p}\pi^{-/+}$ signal is 2.4σ ; the other modes have significance greater than 5σ .

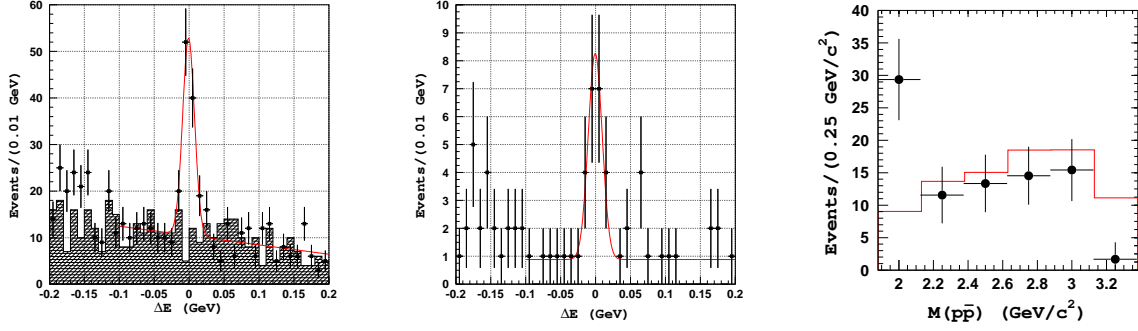


Figure 2: From left to right: ΔE distributions for $B \rightarrow D^0 p \bar{p}$ and for $B^0 \rightarrow D^{*0} p \bar{p}$ candidates, and the $p \bar{p}$ invariant mass distribution for $B \rightarrow D^0 p \bar{p}$ candidates.

Table 3: BFs and 90% CL upper limits, in units of 10^{-4} , for $B \rightarrow D^* K^- K^{(*)0}$ decays.

Mode	$D^0 K^- K^{(*)0}$	$D^+ K^- K^{(*)0}$	$D^{*0} K^- K^{(*)0}$	$D^{*+} K^- K^{(*)0}$
$\mathcal{B}(B \rightarrow D^* K^- K^{*0})$	$7.5 \pm 1.3 \pm 1.1$	$8.8 \pm 1.1 \pm 1.4$	$14.0 \pm 3.1 \pm 2.6$	$12.8 \pm 2.2 \pm 2.5$
$\mathcal{B}(B \rightarrow D^* K^- K^0)$	$5.5 \pm 1.4 \pm 0.8$	< 3.1	< 11.4	< 4.9

9 Conclusion

An overview of the rare hadronic B decay program at Belle has been presented, including a large number of new results and first observations. Recent results from Belle on penguin mediated B decays and $B \rightarrow \eta/\omega h^\pm$ have been presented elsewhere.¹⁷

References

1. T. Higuchi, these proceedings; H. Sagawa, these proceedings.
2. The peak luminosity of KEKB has exceeded $7 \times 10^{33} \text{cm}^2 \text{s}^{-1}$.
3. K. Abe *et al.*, Nucl. Instr. and Meth. **A479**, 117 (2002).
4. G.C. Fox & S. Wolfram, Phys. Rev. Lett. **41**, 1581 (1978).
5. Charge conjugate states are implied throughout.
6. K. Abe *et al.*, Phys. Rev. **D65**, 092005 (2002).
7. M. Gronau & J.L. Rosner, Phys. Rev. **D65** 013004 (2002); M. Beneke *et al.*, Nucl. Phys. **B606** 245 (2001); Y.-Y. Keum, H.-N. Li, & A.I. Sanda, Phys. Rev. **D63** 054008 (2001).
8. K. Abe *et al.*, Phys. Rev. Lett. **87**, 101801 (2001); K. Abe *et al.*, Phys. Rev. **D64**, 071101 (2001).
9. M. Neubert, these proceedings.
10. M. Gronau & D. Wyler, Phys. Lett. **B265** 172 (1991); I. Dunietz, Phys. Lett. **B270** 75 (1991); D. Atwood, I. Dunietz & A. Soni, Phys. Rev. Lett **78** 3257 (1997).
11. K. Abe *et al.*, Phys. Rev. Lett. **88**, 181803 (2002).
12. H.-Y. Cheng & K.-C. Yang, hep-ph/0112245; C.-K. Chua, W.-S. Hou & S.-Y. Tsai, Phys. Rev. **D65** 034003 (2002).
13. K. Abe *et al.*, hep-ex/0203027 (to be published in Phys. Rev. **D**).
14. M. Jarfi *et al.*, Phys. Rev. **D43** 1599 (1991); V. Chernyak & I. Zhitnisky, Nucl. Phys. **B345** 137 (1990).
15. X. Fu *et al.*, Phys. Rev. Lett. **79**, 3125 (1997).
16. K. Abe *et al.*, Phys. Rev. Lett. **88**, 052002 (2002); S. Pappas, these proceedings.
17. A. Ishikawa & H.C. Huang, in proceedings of XXXVII Rencontres de Moriond, Electroweak Interactions and Unified Theories.