

# MEASUREMENT OF BOSON SELF COUPLINGS AT LEP AND SEARCH FOR ANOMALIES

Martin Weber

*III. Physikalisches Institut, Physikzentrum, RWTH Aachen, D-52056 Aachen, Germany*



With center of mass energies up to 209 GeV of LEP II, massive W and Z bosons can be produced via  $e^+e^-$  collisions in pairs and jointly with photons. This allows to study boson-boson couplings. Since the W and Z bosons are unstable and decay into fermions, two- and four-fermion final states, accompanied possibly by photons, play an important role for these measurements. The couplings of the W to other bosons have been measured to be  $g_1^Z = 0.990_{-0.024}^{+0.023}$ ,  $\kappa_\gamma = 0.896_{-0.056}^{+0.058}$ , and  $\lambda_\gamma = -0.023_{-0.023}^{+0.025}$ . They are in agreement with the Standard Model expectation of  $g_1^Z = 1$ ,  $\kappa_\gamma = 1$ , and  $\lambda_\gamma = 0$ . No sign for couplings of three neutral bosons, parametrized by  $f_{4,5}^{\gamma,Z}$  and  $h_{1,2,3,4}^{\gamma,Z}$ , and for anomalous couplings of four gauge bosons, parametrized by  $a_0, a_n$  and  $a_c$  has been found.

## 1 Couplings of the W to other bosons

The  $SU(2)_L \times U(1)_Y$  symmetry of the Standard Model predicts the pair production of W bosons through Abelian and non-Abelian graphs. On the left side of Fig. 1, the three Standard Model feynman diagrams for W pair production are shown.

As has been measured by the LEP experiments, all three diagrams are needed to describe the data. This can be seen on the right of Fig. 1. Using only the single Abelian graph (the neutrino exchange) or neglecting the non-Abelian Z exchange graph, data and theory disagree. But still the contribution of the graphs could differ from the Standard Model prediction, and therefore a more sophisticated method is performed to analyze the non-Abelian gauge sector.

To study possible other contributions, the Lagrangian for the VWW vertex ( $V=Z,\gamma$ ) can be written in the most general Lorentz invariant form<sup>1</sup>

$$\begin{aligned}
 i\mathcal{L}^{WWV}/g_{WWV} &= g_1^V \left( W_{\mu\nu}^\dagger W^{\mu\nu} V^\nu - W_\mu^\dagger V_\nu W^{\mu\nu} \right) + \kappa_V W_\mu^\dagger W_\nu V^{\mu\nu} \\
 &+ \frac{\lambda_V}{m_W^2} W_{\mu\nu}^\dagger W_\rho^\nu V^{\rho\mu} + \mathcal{C} + \mathcal{P} + \mathcal{CP},
 \end{aligned}$$

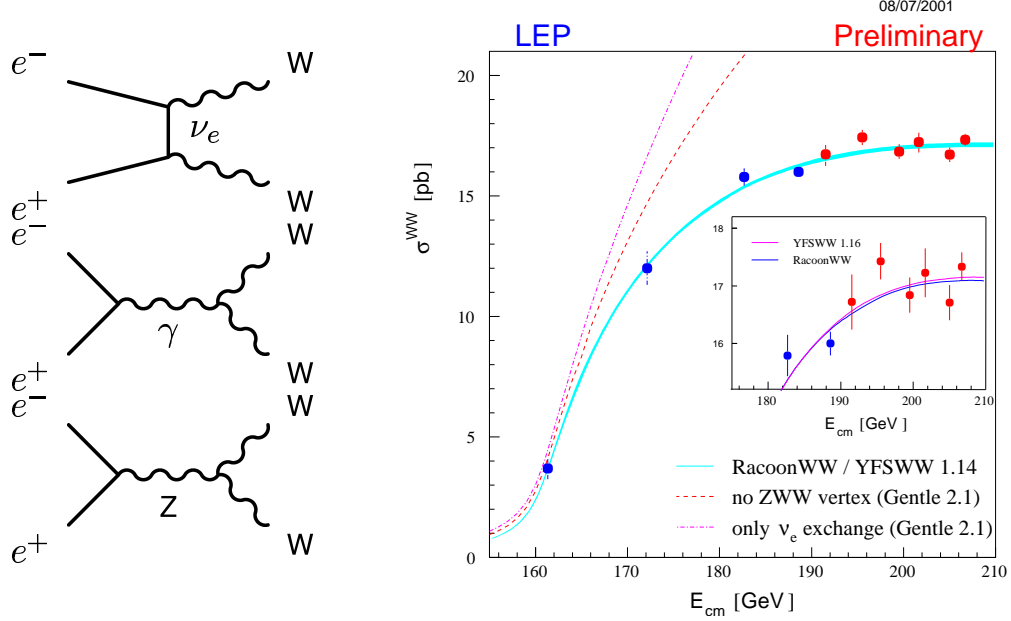


Figure 1: Feynman graphs (left) and measured cross-section (right) for the pair production of W bosons.

where C, P and CP-violating terms are not shown and assumed to vanish in the following discussion. To further reduce the parameter set from six to three free couplings, firstly  $U(1)_{\text{em}}$  gauge invariance is required, fixing the charge of the W boson to  $q_W = \pm 1$ , which is equivalent to  $g_1^\gamma = 1$ . Secondly, the requirement of  $SU(2)_L \times U(1)_Y$  symmetry of the Lagrangian leads to the two constraints  $\kappa_Z = g_1^Z - (\kappa_\gamma - 1) \tan^2 \theta_W$  and  $\lambda_Z = \lambda_\gamma$ . The three parameters left are  $g_1^Z$ ,  $\kappa_\gamma$  and  $\lambda_\gamma$ . In the Standard Model, their values are predicted to be  $g_1^Z = 1$ ,  $\kappa_\gamma = 1$  and  $\lambda_\gamma = 0$ . Often one finds in the literature also the differences to the Standard Model expectations:  $\Delta g_1^Z = g_1^Z - 1$  and  $\Delta \kappa_\gamma = \kappa_\gamma - 1$ .

The couplings are not only accessible in W pair production, but also in single W and single photon production, which also involve the  $\gamma WW$  vertex, as can be seen from Fig. 2. The W pair production is most sensitive to the couplings  $g_1^Z$  and  $\lambda_\gamma$ , and its sensitivity to  $\kappa_\gamma$  is comparable to the single W production, which in turn is most sensitive to  $\kappa_\gamma$ . From all processes, the single photon production is least sensitive.

Deviations from the couplings as they are predicted by the Standard Model would lead to changes of the total cross section, of the production and decay angles and of the average polarization of the bosons.

In the W pair production process, all information about production and decay is contained in five variables: The production angle  $\theta_{W^-}$  of the  $W^-$ , the polar and azimuthal angles  $\theta, \phi$  of the decay products in the rest frame of the decaying  $W^-$  and  $W^+$  relative to the W flight direction. If a W decays into a charged lepton and a neutrino,  $\theta$  and  $\phi$  are taken from the charged lepton, and if a W decays into two quarks, the angles are symmetrized to compensate the missing charge

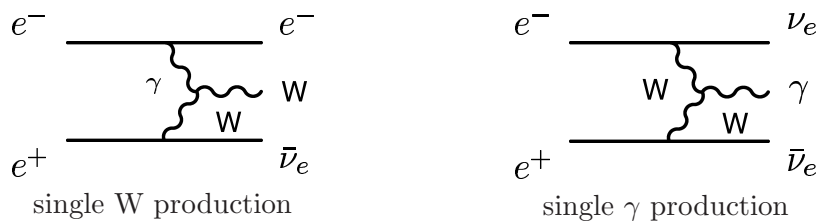


Figure 2: Other processes that are used in the determination of the VWV couplings.

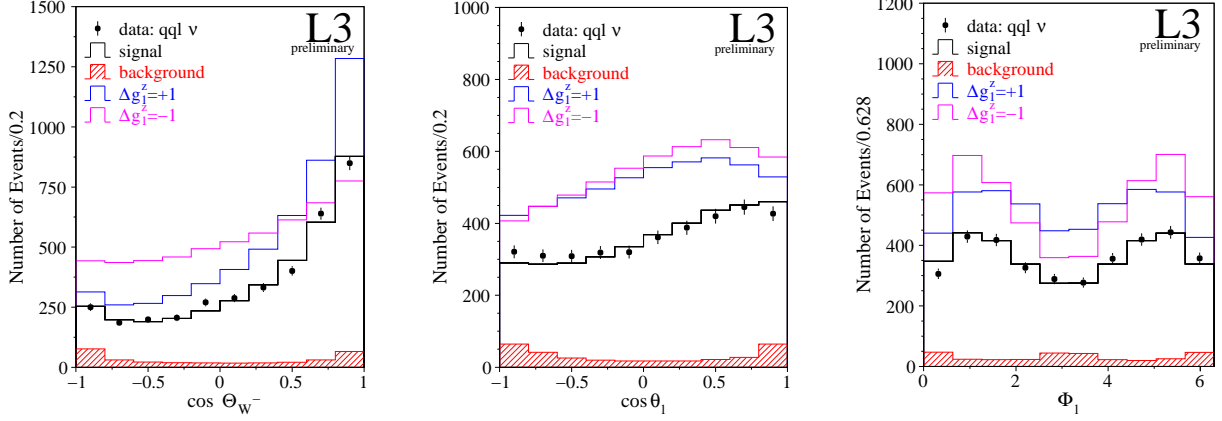


Figure 3: Distribution of the production angle of the W boson and of the decay angles of the lepton in the rest frame of the decaying W in the semileptonic case. The angles for the quarks are not shown.

determination. The distributions of  $\cos \theta_l$ ,  $\phi_l$  and  $\cos \theta_{W^-}$  in the semileptonic case are shown in Fig. 3 as they have been measured by the L3 experiment and together with the expectations for  $g_1^Z = 0, 1, 2$ . From the shape of these distributions and the total rate, constraints on the value of the couplings are derived.

The shape of the  $\cos \theta_{W^-}$  distribution shows stronger distortions than the shape of the  $\cos \theta_l$  and  $\phi_l$  distributions, if the couplings are changed. Therefore, a reliable calculation of these distributions is necessary. Until recently, the theory error was 2% on the rate and larger for the differential distributions like  $\cos \theta_{W^-}$ , thus deteriorating the measurement of the gauge couplings. By using the predictions from the newly developed Monte Carlo generators YFSWW3<sup>2</sup> and RaconWW<sup>3</sup>, a theory error of .5% on  $\lambda_\gamma$  has been achieved<sup>4</sup>. The two generators take into account  $\mathcal{O}(\alpha)$ -corrections, i.e. diagrams with internal and external photon lines, in the Leading Pole Approximation (LPA) and the Double Pole Approximation DPA, respectively. Some example diagrams of these corrections are shown in Fig. 4.

By using the predictions from YFSWW3, measurements of the couplings are performed by each experiment, and combined with a log-likelihood method<sup>5,6</sup>. The likelihood curves of the combined fit are shown in Fig. 5. The measurement of  $\kappa_\gamma$  agrees within two standard deviations with the Standard Model, and both  $\lambda_\gamma$  and  $g_1^Z$  agree within one standard deviation with the Standard Model. The fitted values with the errors corresponding to  $\Delta L = 0.5$  are<sup>6</sup>:

$$g_1^Z = 0.990_{-0.024}^{+0.023} \quad \kappa_\gamma = 0.896_{-0.056}^{+0.058} \quad \lambda_\gamma = -0.023_{-0.023}^{+0.025}$$

For this combination, both the L3 and OPAL experiments did not submit the  $e^+e^- \rightarrow W^+W^- \rightarrow q_1\bar{q}_2q_3\bar{q}_4$  channel. By adding these channels, the statistical accuracy of the measurement will improve. As far as systematic uncertainties are concerned, the  $\mathcal{O}(\alpha)$  corrections are the largest correlated ones ( $\pm 0.039$  on  $\kappa_\gamma$ ,  $\pm 0.015$  on  $\lambda_\gamma$  and  $\pm 0.015$  on  $g_1^Z$ ). For the result shown above, they have been set to the full difference between the Monte Carlo prediction with and without  $\mathcal{O}(\alpha)$  corrections. More refined numbers will be used in the future, but are not

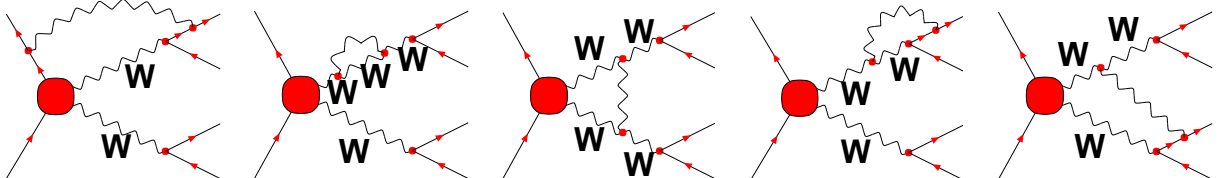


Figure 4: Some example diagrams for  $\mathcal{O}(\alpha)$  corrections.

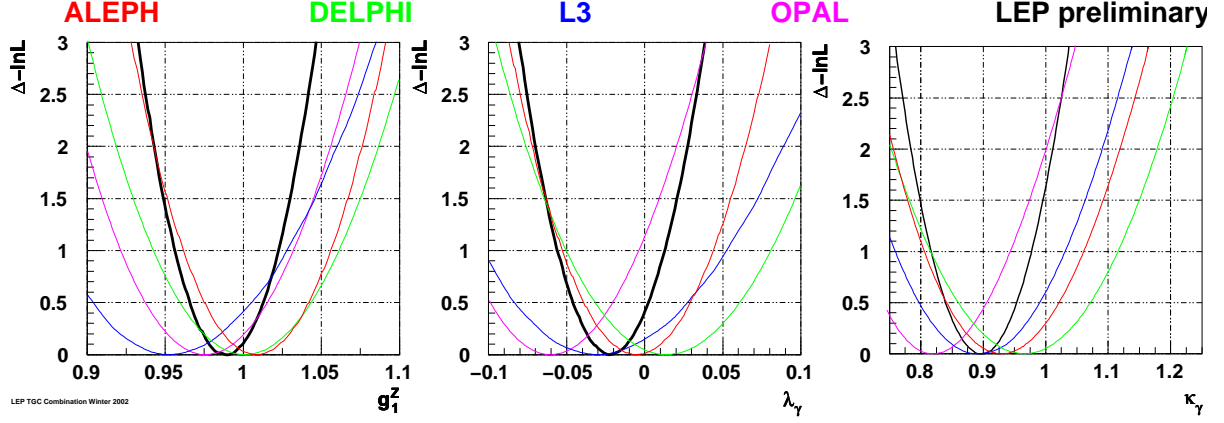


Figure 5: Result of the triple gauge coupling fit.

available yet. Also, updates on the fits of higher dimensionality relating two or three couplings are planned.

## 2 Couplings of three neutral bosons

Couplings of three neutral bosons do not exist in the Standard Model. By imposing only Lorentz and  $U(1)_{\text{em}}$  invariance, and for final states with equal bosons Bose symmetry, one ends up with possible anomalous vertices shown in Fig. 6. The corresponding Lagrangians<sup>1,7</sup> describing these anomalous vertices are

$$\begin{aligned} \mathcal{L}_{NP}^{VZZZ} &= \frac{e}{m_Z^2} \left[ -f_4^V (\partial_\mu V^{\mu\beta}) Z_\alpha (\partial^\alpha Z_\beta) + f_5^V (\partial^\sigma V_{\sigma\mu}) \tilde{Z}^{\mu\beta} Z_\beta \right] \\ \mathcal{L}_{NP}^{VZ\gamma} &= \frac{e}{m_Z^2} \left[ -h_1^V (\partial^\sigma V_{\sigma\mu}) Z_\beta F^{\mu\beta} - h_3^V (\partial_\sigma V^{\sigma\rho}) Z^\alpha \tilde{F}_{\rho\alpha} \right. \\ &\quad \left. - \frac{h_2^V}{m_Z^2} [\partial_\alpha \partial_\beta (\square + m_V^2) V_\mu] Z^\alpha F^{\mu\beta} + \frac{h_4^V}{2m_Z^2} [(\square + m_V^2) \partial^\sigma V^{\rho\alpha}] Z_\sigma \tilde{F}_{\rho\alpha} \right], \end{aligned}$$

with  $\tilde{V}_{\mu\nu} = 1/2 \epsilon_{\mu\nu\rho\sigma} V^{\rho\sigma}$  and  $V = Z, \gamma$ . The Lagrangians are of higher order than those for the gauge couplings of the W boson, so that one would expect either to detect deviations more easily with the W boson couplings or the scale of New Physics (which is artificially set to  $m_Z$  in the above formulae) to be close. The couplings  $f_4^V$ ,  $h_1^V$  and  $h_2^V$  are CP violating, whereas the couplings  $f_5^V$ ,  $h_3^V$  and  $h_4^V$  conserve CP. One interesting option for the future, which has not been followed yet, is to relate the couplings through  $SU(2)_L \times U(1)_Y$  symmetry<sup>8</sup>. This relates the couplings from the  $Z\gamma$  and from the  $ZZ$  final state in the following way:  $f_5^V = h_3^V \tan \theta_W$  and  $f_4^V = h_1^V \tan \theta_W$ .

The measurement of the  $f$  couplings proceeds by selecting events from all visible  $ZZ$  final states and then reweighting the distributions for different values of the anomalous couplings  $f_{4,5}^{Z,\gamma}$ . In the presence of anomalous couplings, the total cross-section, the production angle of the Z boson and the average polarization of the Z bosons would change. In Fig. 7 the distribution of



Figure 6: Couplings of three neutral bosons: Anomalous vertices.

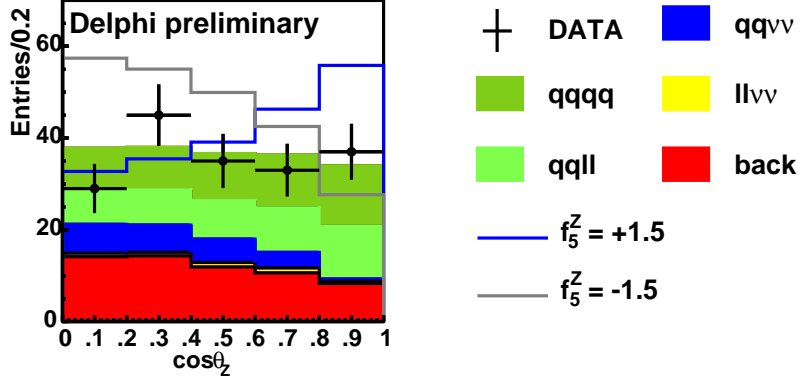


Figure 7: ZZ production angle measured by DELPHI compared to the Standard Model prediction and  $f_5^Z = \pm 1.5$ .

the Z boson production angle  $\cos \theta_Z$  as predicted by the Standard Model and for  $f_5^Z = \pm 1.5$  is compared to the data, as they have been measured by the DELPHI experiment.

Since in all LEP data no evidence for the presence of anomalous  $f$  couplings has been found, limits at the 95% confidence level are set. These limits are derived either one-dimensional by fixing all other couplings to zero, or two-dimensional by fitting couplings with the same CP behavior at the same time. The one-dimensional limits are<sup>6</sup>:

$$-0.17 < f_4^\gamma < 0.19 \quad -0.31 < f_4^Z < 0.28 \quad -0.36 < f_5^\gamma < 0.40 \quad -0.36 < f_5^Z < 0.39$$

For the  $h$ -couplings, events of the reactions  $e^+e^- \rightarrow Z/\gamma^* \rightarrow q\bar{q}\gamma$  and  $e^+e^- \rightarrow Z/\gamma^* \rightarrow \nu\bar{\nu}\gamma$  are selected. The photon energy  $E_\gamma$ , the angle  $\cos \alpha_{\gamma\text{-jet}}$  between the photon and the nearest jet, and the photon production angle  $\cos \theta_\gamma$  are sensitive to the anomalous couplings. In Fig. 8, distributions of these variables from the OPAL experiment are shown, for the Standard Model prediction and for  $h_3^\gamma = \pm 0.5$ . No evidence for anomalous  $h$  couplings has been found, and one- and two-dimensional limits are derived. The one-dimensional limits are<sup>6</sup>:

$$\begin{aligned} -0.056 < h_1^\gamma < 0.055 & \quad -0.045 < h_2^\gamma < 0.025 & \quad -0.130 < h_1^Z < 0.130 & \quad -0.078 < h_2^Z < 0.071 \\ -0.049 < h_3^\gamma < 0.008 & \quad -0.002 < h_4^\gamma < 0.034 & \quad -0.200 < h_3^Z < 0.070 & \quad -0.050 < h_4^Z < 0.120 \end{aligned}$$

### 3 Quartic boson self couplings

Starting from  $U(1)_{\text{em}}$  gauge invariance and requiring a custodial  $SU(2)_c$  symmetry, genuine quartic couplings (i. e. quartic couplings that are not introduced to counteract the trilinear gauge couplings to achieve  $SU(2)_L \times U(1)_Y$  symmetry) arise through the Lagrangians<sup>9,10</sup>

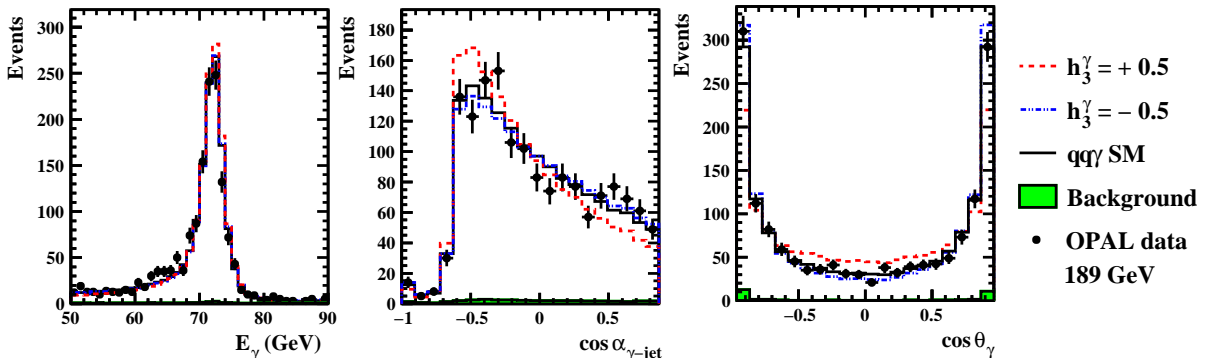


Figure 8: Distributions of  $E_\gamma$ ,  $\cos \alpha_{\gamma\text{-jet}}$  and  $\cos \theta_\gamma$  for the  $q\bar{q}\gamma$  final state. Predictions from the Standard Model and for  $h_3^\gamma = \pm 0.5$  are compared to the data.

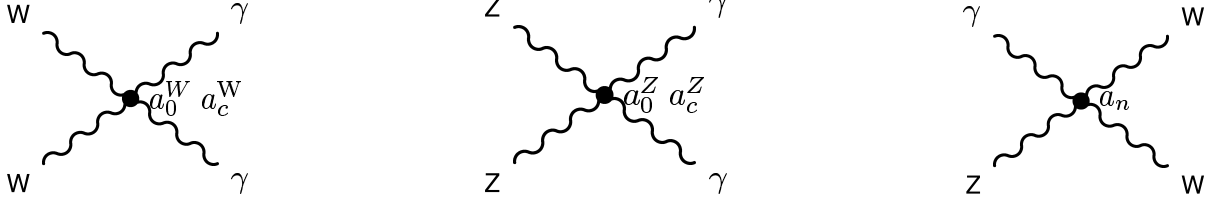


Figure 9: Anomalous contributions to quartic gauge couplings.

$$\begin{aligned}
\mathcal{L}_0 &= -\frac{e^2}{16} \frac{a_0^{W,Z}}{\Lambda^2} F^{\mu\nu} F_{\mu\nu} \vec{W}^\alpha \vec{W}_\alpha & WW\gamma\gamma, ZZ\gamma\gamma \\
\mathcal{L}_c &= -\frac{e^2}{16} \frac{a_c^{W,Z}}{\Lambda^2} F^{\mu\alpha} F_{\mu\beta} \vec{W}^\beta \vec{W}_\alpha & WW\gamma\gamma, ZZ\gamma\gamma \\
\mathcal{L}_n &= -\frac{e^2}{16} \frac{a_n}{\Lambda^2} \vec{W}_{\mu\alpha} \cdot (\vec{W}_\nu \times \vec{W}^\alpha) F^{\mu\nu} & WWZ\gamma
\end{aligned}$$

The couplings  $a_0$  and  $a_c$  conserve CP, the coupling  $a_n$  violates CP. Figure 9 shows the relationship between the vertices and the anomalous couplings. In principle, the couplings of the W can be different from the couplings of the Z, hence the different superscripts.

These couplings are accessible either through boson fusion with two bosons in the final state or through the production of three gauge bosons. The fusion processes become important only at Linear Collider energies and are negligible at LEP. Recent results<sup>11</sup> from L3 for the process  $e^+e^- \rightarrow W^+W^-\gamma$ , which would dominate a possible LEP combination for  $a_0^W$ ,  $a_c^W$  and  $a_n$ , allow to set the following limits at 95% CL:

$$-0.02 < a_0^W/\Lambda^2 \cdot \text{GeV}^2 < 0.02 \quad -0.05 < a_c^W/\Lambda^2 \cdot \text{GeV}^2 < 0.03 \quad -0.14 < a_n/\Lambda^2 \cdot \text{GeV}^2 < 0.13$$

The energy of the least energetic photon in the process  $e^+e^- \rightarrow Z\gamma\gamma$  is especially sensitive to the presence of anomalous quartic couplings and used as a test distribution. Since no evidence for such couplings is found, limits are set at 95% CL by L3 as<sup>12</sup>:

$$-0.02 < a_0^Z/\Lambda^2 \cdot \text{GeV}^2 < 0.03 \quad -0.07 < a_c^Z/\Lambda^2 \cdot \text{GeV}^2 < 0.05$$

## Acknowledgments

I would like to thank my colleagues from L3 and the convenors of the LEP four-fermion and gauge-coupling working groups for their support and many fruitful discussions.

## References

1. K. Hagiwara, R. D. Peccei, D. Zeppenfeld and K. Hikasa, *Nucl. Phys. B* **282**, 253 (1987)
2. S. Jadach *et al.*, *Comp. Phys. Comm.* **140**, 432 (2001)
3. A. Denner *et al.*, *Nucl. Phys. B* **560**, 33 (1999)
4. R. Brunelière *et al.*, hep-ph/0201304, (2002)
5. J. Alcaraz, L3 internal note 2718, (2001)
6. The LEP Collaborations ALEPH, DELPHI, L3, OPAL, and the LEP TGC Working Group, *LEPEWWG/TGC/2002-01*, (2002), <http://lepewwg.web.cern.ch/LEPEWWG/lepww/tgc/>
7. G. J. Gounaris *et al.*, *Phys. Rev. D* **61**, 073013 (2000)
8. J. Alcaraz, *Phys. Rev. D* **65**, 075020 (2002)
9. G. Bélanger and F. Boudjema, *Phys. Lett. B* **288**, 210 (1992)
10. W. J. Stirling and Ghadir Abu Leil, *J. Phys. G* **21**, 517 (1995)
11. L3 Collaboration, *Phys. Lett. B* **527/1-2**, 29 (2002)
12. L3 Collaboration, *L3 Note* **2729** (2002)