

Crystal experiments on efficient beam extraction

A.G.Afonin, V.M.Biryukov, V.T.Baranov, V.N.Chepegin,
Y.Chesnokov, V.Kotov, V.Terekhov, E.Troyanov

IHEP-Protvino, Russia

V.Guidi, G.Martinelli, M.Stefancich, D.Vincenzi, Ferrara Un., Italy;
Yu.Ivanov, PNPI, Russia; D.Trbojevic, BNL, USA
W.Scandale, CERN; M.Breese, Surrey Un., UK

Presented at *Int. Conf. on Atom. Coll. in Solids*
(ICACS-19: Paris, July 29 - August 3, 2001)

Abstract

Silicon crystal was channeling and extracting 70-GeV protons from the U-70 accelerator with efficiency of $85.3 \pm 2.8\%$ as measured for a beam of $\sim 10^{12}$ protons directed towards crystals of ~ 2 mm length in spills of ~ 2 s duration. The experimental data follow very well the prediction of Monte Carlo simulations. This success is important to devise a more efficient use of the U-70 accelerator in Protvino and provides a crucial support for implementation of crystal-assisted collimation of gold ion beam in RHIC and slow extraction from AGS onto E952, now in preparation at Brookhaven Nat'l Lab. Future applications, spanning in the energy from sub-GeV (medical) to order of 1 GeV (scraping in the SNS, extraction from COSY) to order of 1 TeV and beyond (scraping in the Tevatron, LHC, VLHC), can benefit from these studies.

The technique of bent crystal channeling to steer particle beams, with applications in extraction from accelerator and in beam collimation, has progressed rapidly thanks to efforts at IHEP Protvino[1], CERN[3], and FNAL[4]. Beams of up to 10^6 proton/s were extracted from CERN SPS and Tevatron by Si crystals of just 4 cm in length, with typical efficiencies on the order of 10-20%. It was predicted[5] that efficiency of crystal channeling extraction can be boosted to much higher values by multiple particle encounters with a shorter crystal installed in a circulating beam. To clarify this mechanism a new experiment was started at IHEP at the end of 1997, with intention to test very short crystals and achieve very high efficiencies of extraction[6, 7].

The benefits of a crystal-assisted extraction are fourfold. In hadron colliders this mode of extraction can in general be made compatible with the colliding mode of operation. The time structure of the extracted beam is practically flat, since the extraction mechanism is resonance-free. The size of the extracted beam is smaller and more round than in a resonant extraction. Finally polarized beams can be extracted without detrimental effects on the polarization.

The classic two-stage collimation system for loss localisation in accelerators typically uses a small scattering target as a primary element and a bulk absorber as secondary element[8]. The role of the primary element is to give a substantial angular kick to the incoming particles in order to increase the impact parameter on the secondary element, which is generally placed in the optimum position to intercept transverse or longitudinal beam halo. An amorphous primary target scatters the impinging particles in all possible directions. Ideally, one would prefer to use a "smart target" which kicks all particles in only one direction: for instance, only in radial direction, only outward, and only into the preferred angular range corresponding to the centre of the absorber (to exclude escapes). A bent crystal is the practical implementation for such a smart target: it traps particles and conveys them into the desired direction [9].

These two possible applications of crystal channeling in modern hadron accelerators, extraction and halo collimation, can be exploited in a broad range of energies, from sub-GeV cases (i.e. for medical accelerators) to multi-TeV machines (for high-energy research). Indeed, several projects are in progress to investigate them. Crystal collimation is studied at RHIC (100-250 GeV)[10], considered for the Tevatron (1000 GeV)[11] and the LHC[12], for the Spallation Neutron Source (1 GeV)[13], whilst crystal-assisted slow extraction is considered for AGS (25 GeV)[14] and COSY (1-2 GeV). In all cases, the critical issue is the channeling efficiency.

In the last two years, we demonstrated crystal channeling with 50% efficiency[6, 7]. We also showed that, when properly aligned, these crystals could be efficiently used as primary collimators, thereby reducing by a factor two the radiation level measured downstream of the collimation region of U-70. To continue our investigations, we installed and tested several new crystals in different straight sections of the U-70 ring. Three of them were produced by different manufacturers with a new shape. They were made with narrow strips of Si(111), about 40 mm long vertically and a fraction of mm long in the radial direction. Their azimuthal length was only a few mm. They were bent by a metallic holder providing deflections of 0.8 to 1.5 mrad.

To make a crystal deflector this short (factor of ~ 20 shorter than the crystals used at CERN and FNAL), a new design has been developed, Fig.1. The crystal strip has the shape of a saddle, being bent in both vertical and radial directions. The advantages of "new-generation" crystals are threefold: (a) they can be made shorter along the beam than in previous designs, (b) they have no straight ends as the bending mechanism is continuous, and (c) they have no amorphous material close to the beam (like the "legs" of U- and O-shaped deflectors used earlier in CERN and IHEP).

Two crystals were assembled in Protvino: one 2 mm long was bent by 0.9 mrad, the other 4 mm long was bent by 1.5 mrad. The third crystal, 1.8 mm long, 0.8 mrad bent, was prepared at the University of Ferrara and chemically polished at optical level to remove the defects induced during diamond slicing. The two Russian crystals were used in extraction mode, whilst the Italian one was tested as a primary collimator. The three crystals were exposed to 70 GeV proton beams and used to channel and extract halo particles.

Figure 2 illustrates the beneficial effect of crystals when used as primary collimators. It shows beam profiles in the radial direction downstream of the crystal as measured on the entry face of the collimator. Four cases are reported. First, an amorphous collimator

is used as primary target whilst the crystal is kept outside of the beam envelope. As expected, the beam profile is peaked at the collimator edge, Fig.2(a). In the second case, Fig.2(b), the crystal is used as the primary scraper but is not aligned to the beam. When properly aligned, Fig.2(c), the crystal channels most of the incoming beam into the depth of the collimator. In the last case, Fig.2(d), the beam is simply kicked by a magnet towards the secondary collimator, whilst the crystal is retracted.

The extraction efficiency is given by the ratio of the extracted beam intensity as measured in the external beam line to all the beam loss as measured in the entire ring. We obtained very high efficiencies in each of the three new crystals: namely, both the 1.8 and 2 mm long crystals reached 85% efficiency, whilst the 4mm long crystal reached 68% efficiency. These striking results were obtained in a steady manner over many runs.

In Fig.3 we plot the predicted[7] (by Monte Carlo code[17]) and the measured extraction efficiencies together with the data obtained earlier. The agreement between measurements and simulations is excellent.

Beside the channeling efficiency, the ability to withstand a high beam intensity and the crystal lifetime also important for a practical application. Crystals located in the region upstream of the U-70 cleaning area were irradiated with the entire circulating beam, spilt out in a rather short time durations to simulate very dense halo collimation. Analysis has shown that our crystals were irradiated up to 2×10^{14} particles per spill of ~ 1 s duration. When averaged over machine cycles, the irradiation rate was as high as 2×10^{13} proton hits/s. Notice that this irradiation rate compares with the expected beam loss rate at the Spallation Neutron Source. Indeed, the SNS Accumulator Ring should generate a 1 GeV proton flux of $60 \times 2 \times 10^{14}$ per second. At the expected rate of beam loss of 0.1–1% the halo flux will be $(1.2\text{--}12) \times 10^{13}$ protons/s. Crystals may well tolerate high flux of protons as large as those expected to hit the SNS beam collimation system.

Another crystal, 5 mm long, was exposed for several minutes to even higher radiation flux. Beams of up to 10^{13} 70-GeV protons (resulting in $\sim 10^{14}$ proton hits) were directed towards the crystal in spills of 50 ms every 9.6 s. After this extreme exposure, the channeling properties of the crystal were tested in an external beam. The deflected beam observed with photo-emulsion [18] was perfectly normal, without breaks, nor significant tails eventually produced by dechanneled particles. Several crystals in use in U-70 have been exposed to high intensity beams for months, thereby accumulating very large integrated doses[7]. After the estimated irradiation of $\sim 10^{20}$ p/cm² the initial channeling efficiency of about 43% was practically unaffected. This irradiation is still below the world highest results[19, 20]. The CERN experiment[20] showed that at 5×10^{20} p/cm² the crystal lost only 30% of its deflection efficiency, which means ~ 100 years lifetime in the intense beam of NA48 experiment.

On the same location in U-70 ring with the same 1.8-mm crystal of Si(111) positioned ~ 20 m upstream of the ring collimator, we have repeated the crystal collimation experiment at the injection flattop of U-70, proton kinetic energy of 1.3 GeV. With the crystal aligned to the incoming halo particles, the radial beam profile at the collimator entry face showed a significant channeled peak far from the edge, Fig.6. About half of the protons intercepted by the collimator jaw, have been channeled there by a crystal; i.e., the crystal has doubled the amount of particles intercepted by the jaw. As only

part (about 34%) of all particles scattered off the crystal have reached the jaw, we estimate the crystal deflection efficiency as 15-20%. The observed figure of efficiency could be well reproduced in computer simulations. This figure is orders of magnitude higher than previous world data for low-GeV energy range. It is remarkable that the same crystal was efficiently channeling and really helping in cleaning halo particles both at 70 GeV and at 1.3 GeV, thus demonstrating to be operational in a very wide energy range.

In summary, the crystal channeling efficiency has reached unprecedented high values both at top energy and at injection energy. The same 2 mm long crystal was used to channel 70 GeV protons with an efficiency of $85.3 \pm 2.8\%$ during several weeks of operation and 1.32 GeV protons with an efficiency of 15-20% during some test runs. Crystals with a similar design were able to stand radiation doses over 10^{20} proton/cm² and irradiation rates of 2×10^{14} particles incident on crystal in spills of ~ 2 s duration without deterioration of their performances.

The efficiency results well match the figures theoretically expected for ideal crystals. As simulations show, extraction and collimation with channeling efficiencies over 90-95% is feasible. The obtained high figures provide a crucial support for the ideas to apply this technique in beam cleaning systems, for instance in RHIC and Tevatron. Earlier Tevatron scraping simulations[11] have shown that a crystal scraper can reduce accelerator-related backgrounds in CDF and D0 experiments by a factor of ~ 10 . This year, first experimental data is expected from RHIC where a crystal collimator[10] is installed. The technique presented here is potentially applicable also in LHC for instance to improve the efficiency of the LHC cleaning system by embedding bent crystals in the primary collimators[12]. This work was supported by INTAS-CERN grant 132-2000, RFBR grant 01-02-16229, and by the "Young researcher Project" of the University of Ferrara.

References

- [1] V.M.Biryukov, Yu.A.Chesnokov, and V.I.Kotov, *Crystal Channeling and its Application at High Energy Accelerators*. (Springer, Berlin: 1997). V. M. Biryukov, V. I. Kotov and Y. A. Chesnokov, Phys. Usp. **37**, 937 (1994).
- [2] A. G. Afonin *et al.*, Phys. Rev. Lett. **87**, 094802 (2001). A. G. Afonin *et al.*, JETP Lett. **74**, 55 (2001)
- [3] H. Akbari *et al.*, Phys. Lett. B **313**, 491 (1993). X.Altuna, et al. Phys. Lett. B357 (1995), 671
- [4] C. T. Murphy *et al.* [E853 Collaboration], Nucl. Instrum. Meth. B **119**, 231 (1996). R. A. Carrigan *et al.*, Phys. Rev. ST Accel. Beams **1**, 022801 (1998). R.A.Carrigan,Jr., et al. FERMILAB-PUB-99-186-E (1999)
- [5] V. M. Biryukov, Nucl. Instrum. Meth. B **53**, 202 (1991). A.Taratin, et al. Nucl.Instr. Meth. B58 (1991), 103. V. M. Biryukov, Phys. Rev. E **52**, 6818 (1995). Nucl. Instrum. Meth. B **117**, 463 (1996) [arXiv:hep-ex/0110018]. EPAC Proceedings

- (Stockholm, 1998) [arXiv:hep-ex/0110080]. Nucl. Instrum. Meth. B **153**, 461 (1999) [arXiv:hep-ex/0111018].
- [6] A. G. Afonin *et al.*, Phys. Lett. B **435**, 240 (1998). A. G. Afonin *et al.*, PAC'1999 Proc. (New York); CERN LHC 99-2 (MMS). [arXiv:hep-ex/0111028] A. G. Afonin *et al.*, JETP Lett. **67**, 781 (1998) JETP Lett. **68**, 568 (1998)
- [7] V. I. Kotov *et al.*, EPAC 2000 Proceedings (Vienna), p.364. CERN-LHC-2000-007-MMS (Dec 2000) 4p. [arXiv:hep-ex/0111001]. A. A. Arkhipenko *et al.*, Instrum. Exp. Tech. **43**, 11 (2000)
- [8] J.B.Jeanneret, Phys. Rev. ST Accel. and Beams **1**, 081001 (1998)
- [9] V. M. Biryukov, Near Beam Physics Symp. Proc., Fermilab-Conf-98/166, pp.179-184 (1998) [arXiv:hep-ex/0110074]. A. G. Afonin *et al.*, 7th ICFA mini-workshop Proceedings (Lake Como 1999), pp.127-130 [arXiv:hep-ex/0111045].
- [10] D. Trbojevic *et al.*, "A study of RHIC crystal collimation," EPAC Proceedings (Stockholm, 1998), p.2146 [arXiv:hep-ex/0111021]. V.M. Biryukov *et al.*, PAC Proceedings (New York, 1999), p.1237 [arXiv:hep-ex/0111093].
- [11] V.M.Biryukov, A.I.Drozhdin, N.V.Mokhov. 1999 PAC (New York). Fermilab-Conf-99/072 (1999).
- [12] INTAS-CERN project "Crystal Technique for Halo Cleaning in the LHC" approved 2001.
- [13] N. Catalan-Lasheras *et al.* EPAC'2000 Proc. (Vienna). V. M. Biryukov, "On possibility of crystal extraction and collimation at 0.1-GeV - 1-GeV," 1999 PAC (New York), p.1240 [arXiv:hep-ex/0111034]. V. M. Biryukov, N. Catalan-Lasheras, A. Drees, N. Malitsky and D. Trbojevic, "Crystal-based approach to beam collimation in RHIC and SNS," ICAP Proc. (Darmstadt, 2000) [arXiv:hep-ex/0111049].
- [14] J.W.Glenn, K.A.Brown, V.M.Biryukov, PAC'01 Proc. (Chicago)
- [15] Yu.Chesnokov *et al.*, to be published
- [16] V.T.Baranov *et al.* Proc. of the XXVII-th Russian National Conf. on Accel., Protvino (2000)
- [17] V. M. Biryukov, "Crystal channelling simulation: CATCH 1.4 user's guide," CERN SL/Note 93-74 (1993) [arXiv:hep-ex/0110046]. Phys. Rev. E **51**, 3522 (1995). Phys. Rev. E **52**, 2045 (1995). Phys. Rev. Lett. **74**, 2471 (1995).
- [18] A. G. Afonin *et al.*, "Progress in crystal extraction and collimation," presented at HEACC'2001 (Tsukuba) [arXiv:hep-ex/0111042].
- [19] S.I.Baker *et al.*, Nucl. Instrum. Meth. B90 (1994) 119.
- [20] A.Baurichter *et al.*, Nucl. Instrum. Meth. B164-165 (2000) 27.

[21] More papers on the subject of crystal collimation/extraction are available at <http://beam.ihep.su/crystal.html>

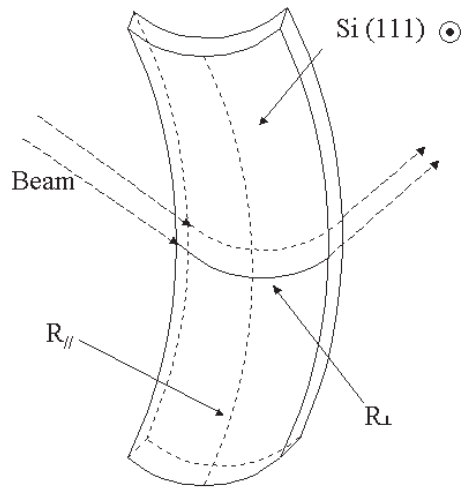


Figure 1: Sketch of a crystal deflector shaped as a saddle due to curvature in both vertical and radial directions. This design was used to obtain 85% efficiency of extraction.

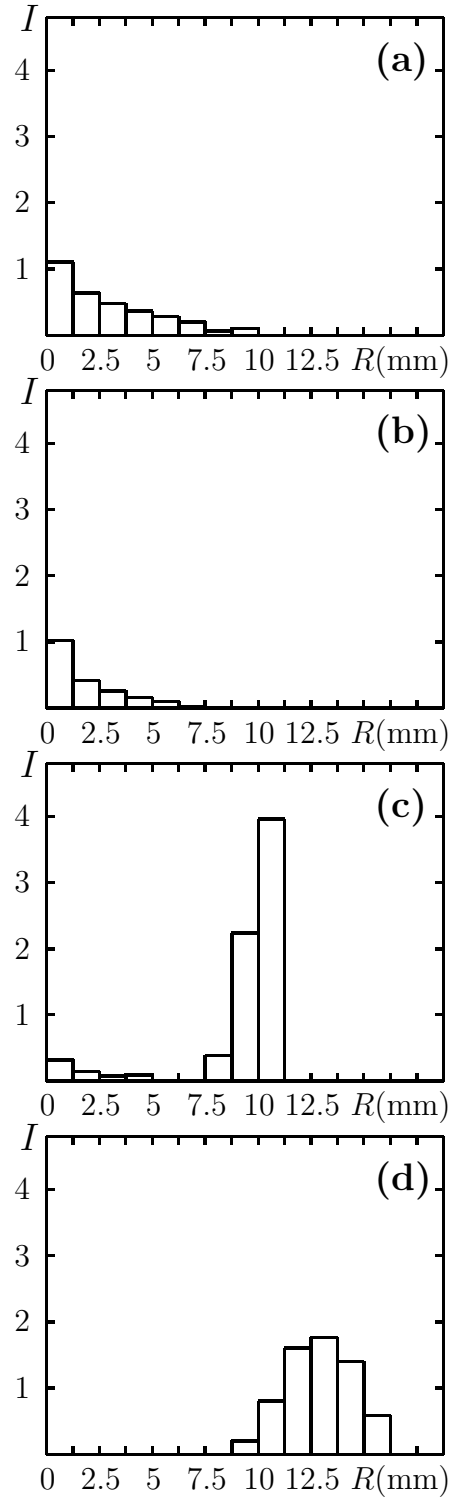


Figure 2: Beam profiles measured on the collimator entry face: (a) crystal is out, beam scraped by collimator alone; (b) crystal is in the beam, but misaligned; (c) crystal is in the beam, aligned; (d) crystal is out, beam kicked by magnet.

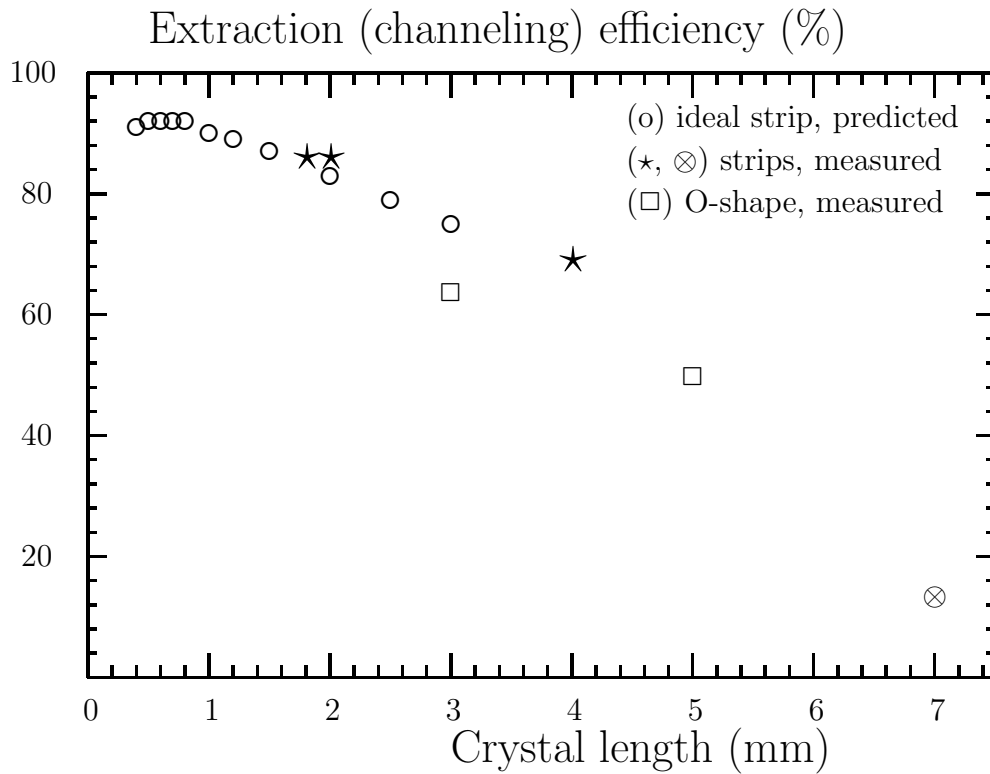


Figure 3: Crystal extraction efficiency as measured for 70-GeV protons. Recent results (*, strips 1.8, 2.0, and 4 mm), results of 1999-2000 (□, O-shaped crystals 3 and 5 mm), and of 1997 (⊗, strip 7 mm). Also shown (o) is Monte Carlo prediction [8] for a perfect crystal with 0.9 mrad bending.

Intensity (10^{14} particles per spill)

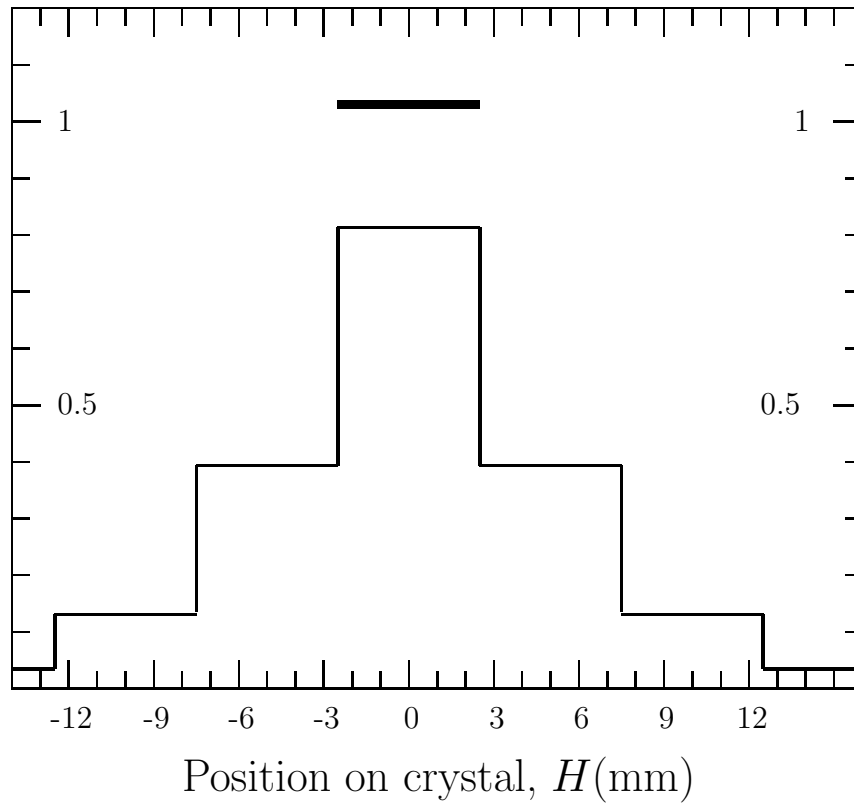


Figure 4: Intensity of proton hits at the crystal per spill of ~ 1 s duration. This figure takes into account the number of hits on crystal per incident proton (~ 100 for short crystal). The thick line at the top shows the intensity achieved at the 5-mm-high O-shaped crystal. The thin line below shows the intensity achieved at the 40-mm-high "strip" crystal.

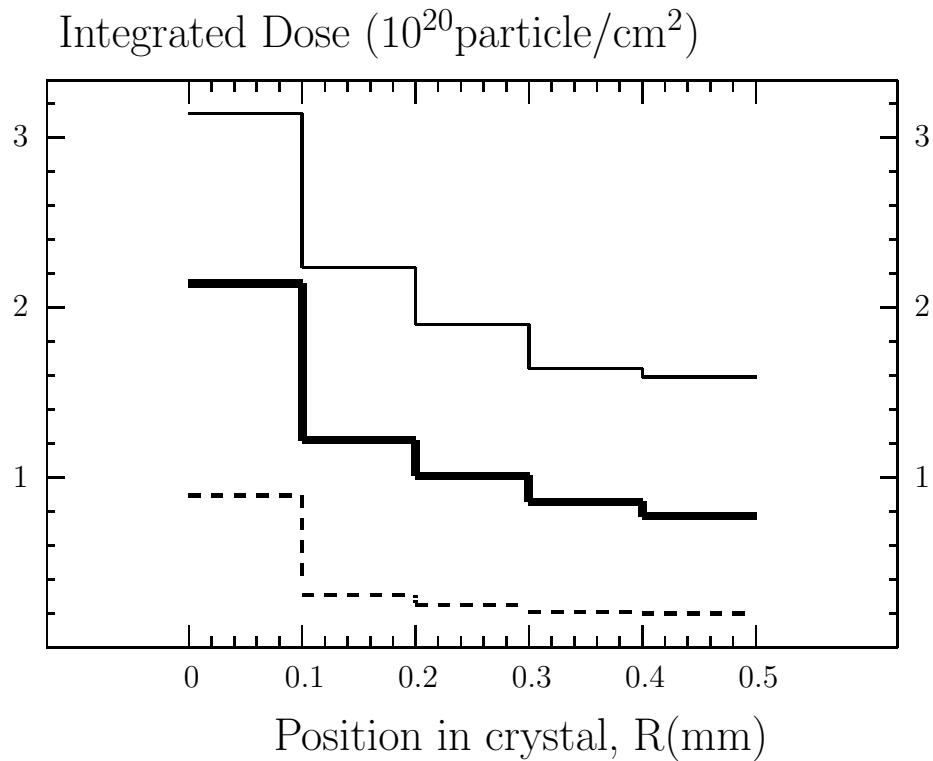


Figure 5: Irradiation of the crystal entry face (O-shaped crystal) in proton hits/cm², after 10⁵ machine cycles (\sim 1 month of accelerator run) with dump of 10¹² proton/cycle. Shown for extraction efficiency 43% (thick line, middle); for misaligned crystal (thin line, top); for extraction efficiency 73% (dashed, bottom).

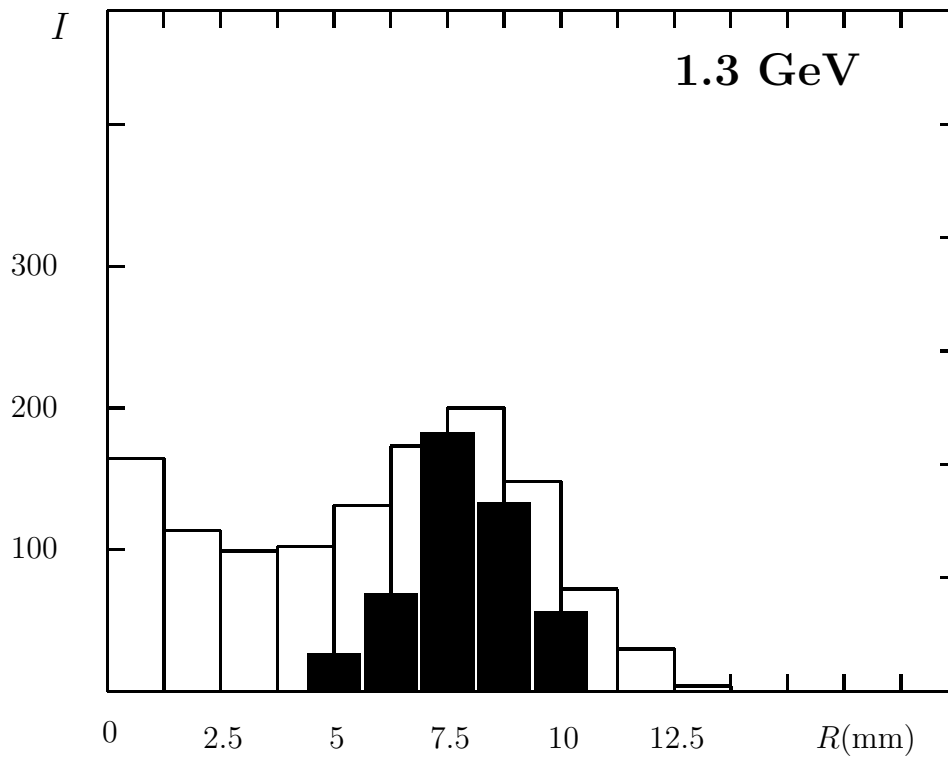


Figure 6: Beam profile as measured on the collimator entry face with 1.3 GeV protons. In black is shown the simulated profile of channeled protons.