

# EXPERIENCE OF USING MULTIMONITOR WORKSTATIONS UNDER XFREE86 4.X IN VEPP-5 CONTROL ROOM

D.Yu.Bolkhovityanov, R.G.Gromov, I.L.Pivovarov, A.A.Starostenko  
The Budker Institute of Nuclear Physics, Novosibirsk, Russia

## Abstract

Modern PC workstations often provide more CPU power than required for most control applications. On the other hand, the screen space is always in short supply. One possible solution is to use more PCs, but in fact we need only more screens, not more keyboards, mice etc. PC architecture allows using more than one videocard, and X Window protocol is also aware that there can be more than one screen. But until release of XFree86 version 4 there was no freely available server capable of driving multiple “heads”. We have been using multiheaded workstations under XFree86 in the VEPP-5 control room since early 2000 (currently 4 4-headed PCs plus several dual-headed). The “Xinerama” mode (one-large-screen) is better suited for accelerator control system than “several separate screens”. When moving to this configuration we’ve encountered a number of, mainly human-related, problems, some of which required modifications to X server. Additionally, the “style” of performing control has slightly changed.

## 1 NEED IN MORE SCREEN SPACE

Historically automation at BINP is based on CAMAC. A home-made Odrenok [1] machines were used as both crate controllers and as the main computational power. The information was displayed via CAMAC-based display controllers, which gave color  $256 \times 256$  pixel picture. That allowed sufficient display space for most tasks.

On the new VEPP-5 facility the computation and high-level control was moved from crate controllers to Intel-based workstations. So, the aging CAMAC display hardware wasn’t an option.

Modern video cards and monitors have resolutions large enough to simply put contents of all  $256 \times 256$  displays on them.

This approach was taken by the VEPP-4 team, which exploits a large number of legacy programs using CAMAC display controllers. They made an emulation library, which redirects graphic output of such programs to X11 windows. But there was no reason for VEPP-5 to go this way.

## 2 POSSIBILITY

PCI bus allows to have multiple videocards in one computer. One card is treated as primary (the one on which

the boot screen appears), and others are inactive until a multihead-aware system is loaded. AGP slot looks like just one more PCI slot.

From the very beginning X theoretically allowed to use several screens on one host. These screens are referred to as *hostname:N.0*, *hostname:N.1*, etc., where *N* after semicolon is a display number (typically 0) and 0, 1, etc. after dot is a screen number.

But in practice, XFree86 up to version 3.x inclusive didn’t support multihead. That capability appeared in long-awaited version 4.0, released in early 2000.

## 3 TRADITIONAL MULTIHEAD VS XINERAMA

The traditional X multihead presents each screen separately, so that when a window is created, it is placed on one of these screens and cannot span screens or be moved from one screen to another (see Fig.1,a).

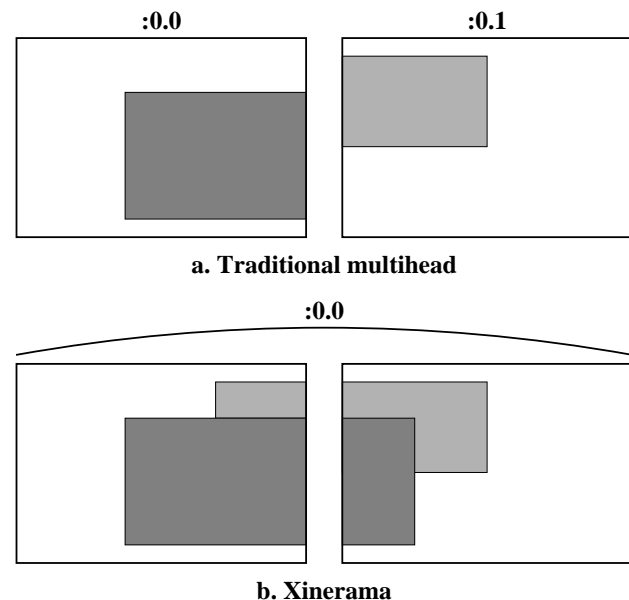


Figure 1: Traditional and Xinerama multihead

On the other hand, Xinerama makes multiple physical screens behave as a single screen, transparently to the clients (see Fig.1,b). So, the windows can be freely moved between screens.

A good source of information about Xinerama is [2].

Since the situation on the screen of control computer isn't static (there's often a need to group windows in different ways, to move more important windows to "more visible" screen), Xinerama is much better suited for use in a control room than traditional multihead.

## 4 XINERAMA PROBLEMS

### 4.1 Technical problems

When joining screens, Xinerama leaves only depths which are common to all screens. So, it is impossible to join 16-bit screen with a 24-bit one. Additionally, the 24+8 "overlay" feature of Matrox cards is lost, since 2nd head doesn't support it.

But the main inconvenience is that since all screens look like a single one to all clients, the window managers happily place windows between screens, maximize them on all screens, etc.

We use FVWM [4] in the VEPP-5 control room, so we invested some time to its initial xineramification, which was completed by FVWM team (now Xinerama support in FVWM is probably the most complete and configurable among all WMs). Currently, most WMs are Xinerama-aware, but some toolkits still aren't.<sup>1</sup>

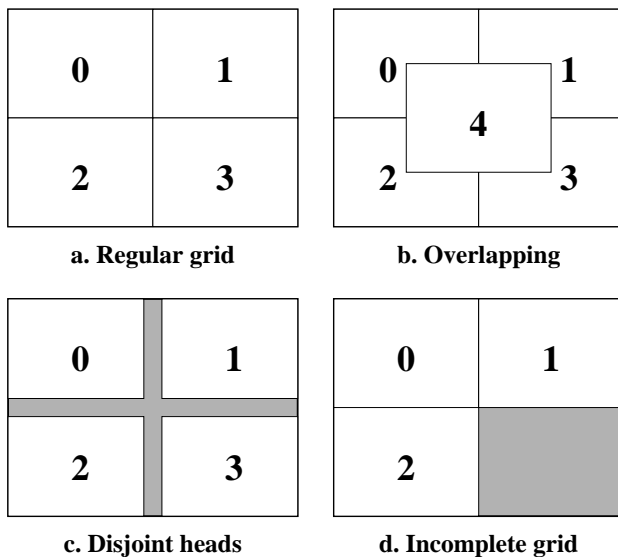


Figure 2: Possible Xinerama layouts

And there is one more exotic problem. Technically, Xinerama makes a single large desktop with a size of a bounding rectangle of all screens. And screens themselves function as viewports to the desktop. So, Xinerama allows to place heads in many different ways (see Fig.2).

- a Heads can form a regular grid – that's the most common case.

<sup>1</sup>A frequent case: a window with Yes and No buttons is centered, so that [Yes] goes to one monitor and [No] to the other one.

- b They can overlap (a so-called "clone/zoom" mode). This is used very rarely, since the position of "zoom" screen is fixed and can't be moved e.g. following the pointer.

- c Can be disjoint<sup>2</sup>.

- d Or the grid can be incomplete.

In the two latter cases, there are "black holes" on the desktop, which aren't visible on any monitor and which can't be reached with mouse. The consequences are worst in the last case – even complete windows can disappear in the black hole.

Additionally, there are still some problems with software which either requires a direct access to framebuffer, or uses a fullscreen mode (various video capturing and movie playing programs).<sup>3</sup> But, thanks to XVideo extension, these problems became very rare.

### 4.2 Human Problems

Some of our software developers are greedy: when they see so much display space, they say: "Hey, let's move this and this to another screen, and my program will just fill this screen". The common rule is "some programs tend to grow to occupy all screen space". So, appetites of some people need reduction.

Another problem is that mouse pointer often gets lost on large screen space. Finally a patch for X server was developed [3], which allows to 1) doublesize the pointer and/or 2) change the default colors from black&white to something more visible. We use red doublesized pointers, which provides good visibility.

## 5 HOW MANY HEADS TO USE

The most common multihead layout in the world is two heads: side by side horizontally, or one above another (if 2nd head is used rarely).

Three heads are hard to use: the layout will be either as on Fig2,d, which is inconvenient, or lined up. In the latter case it takes too much time to move the pointer between the first and the last screens. When we had to use three heads, we put monitors in the shape of "r" but X layout was "three heads vertically". That setup was extremely confusing for operators.

Four heads give the best balance between "as much screen space as possible" principle and convenience of use. When used in a 2x2 grid, as on Fig.2,a, there are no black holes and the distance between heads is small.

<sup>2</sup>That's a pathological case; more often screens of different sizes are used (e.g. 1024x768 and 800x600), which has the same effect.

<sup>3</sup>Up to XFree86 4.1 Xawtv behaved very funny: the window frame could be on one screen, and undecorated video picture – on another.

## 6 HARDWARE

### 6.1 Criteria for selecting video cards

First, that hardware should be multihead-capable (e.g., 3Dfx cards are known not to work in multihead mode under XFree86 at all). Second, it must have good support in XFree86 and work very stable. Third, it should produce an excellent picture and have good 2D performance (3D isn't important). Fourth, video hardware should occupy as little PCI slots as possible.

### 6.2 Solution we use

There were 4 main manufacturers: ATi, Matrox, nVidia and S3 (the latter is almost dead now). We chose Matrox, because 1) it satisfied all our criteria; 2) we already had very positive experience with their products.

As to other two brands: nVidia doesn't open specifications of their cards, so that XFree86 driver is very lacking, but instead nVidia provides binary-only driver; ATi cards are not-so-good and there are myriads of subversions, which affects stability of the driver.

We use MilleniumIIs as PCI cards, but any PCI card with 4M or more memory<sup>4</sup> would do (Millenium, G100, G200).

### 6.3 Multiheaded videocards

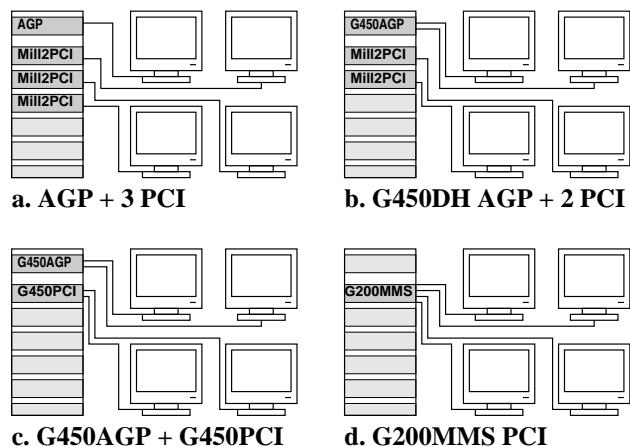


Figure 3: Hardware options for 4 heads

One more advantage of Matrox cards is that since 1999 they have two heads on one card (G400DH, G450, G550). So, to have 4 heads, an AGP G450 plus two PCI MilleniumIIs were enough (see Fig. 3,b), thus using only two PCI slots (which are always in deficit in control machines).

And Matrox produces a PCI version of G450, thus allowing to use only one PCI slot in addition to AGP (see Fig. 3,c). Unfortunately, when running as non-primary card, the G450 (either AGP or PCI) requires an additional driver module, which is available as binary-only from Matrox (so-called HAL module [5]). But we hope the na-

tive XFree86 support will become better soon, thus making HAL redundant.

Currently two of our 4-headed PCs are equipped with G450AGP+2×MilleniumII, and two are G450AGP+G450PCI.

Theoretically there exists even a better choice – G200MMS, which supports 4 heads on one card (see Fig. 3,d), but it exists in PCI version only, so if we need 4 heads total, it occupies the same one PCI slot as G400AGP+G450PCI. Additionally, G200MMS is almost impossible to find in Russia.

### 6.4 Motherboards

We chose ASUS P3B-F (Intel 440BX chipset), which has 1 AGP slot, 6 PCI and one ISA (one position is shared, so you get either 6 PCI and 0 ISA or 5 PCI and 1 ISA). The main requirement was a presence of ISA slot, since we still use old ISA hardware.

## 7 FUTURE ENHANCEMENTS

One feature our operators wish to have is an ability to control programs on adjacent computers with their mouse. A program *x2x* [6] exists which does exactly this, but it doesn't work with Xinerama. So, we plan to "xineramify" *x2x*.

Currently the world moves to using TFT monitors, as those are more safe for people. But most TFTs have a limited viewing angle, which is inappropriate in multiheaded system, and those TFTs which are okay (like SGI 1600SW) are too expensive. So, currently we use 17" CRT displays, but plan to replace them when affordable TFTs appear.

Finally, consistent and ergonomic placement of windows on a 4-monitor desktop is a time-consuming task. So, we are planning to implement some sort of automation for this. Currently we are experimenting with X resource database (the *WINDOWNAME.geometry* resource).

## 8 REFERENCES

- [1] G.Piskunov, "CAMAC-embedded 24-bit computer", *Au-tometriya*, N4 (1986) pp. 32-38 (in Russian).
- [2] Dennis Baker, "Using the Xinerama Extensions to MultiHead XFree86 V. 4.0+", November 2, 2000. <http://www.linuxdoc.org/HOWTO/Xinerama-HOWTO.html>
- [3] D.Yu. Bolkhovityanov, "Visible Cursor Patch for XFree86 4.0.3", <http://www.inp.nsk.su/~bolkhov/files/bigcursor/>
- [4] Official FVWM Homepage, <http://www.fvwm.org/>
- [5] Matrox Graphics, Inc., "Matrox beta drivers for XFree86", [ftp://ftp.matrox.com/pub/mga/archive/linux/2001/beta\\_133\\_143/](ftp://ftp.matrox.com/pub/mga/archive/linux/2001/beta_133_143/)
- [6] David Chaiken, "X to X connection", <http://gatekeeper.dec.com/pub/DEC/SRC/x2x/>

<sup>4</sup>1152×864 @ 32bpp ≈ 4M RAM for framebuffer.