

Measurement of $B \rightarrow K^* \gamma$ Branching Fractions and Charge Asymmetries

The *BABAR* Collaboration

B. Aubert,¹ D. Boutigny,¹ J.-M. Gaillard,¹ A. Hicheur,¹ Y. Karyotakis,¹ J. P. Lees,¹ P. Robbe,¹ V. Tisserand,¹
A. Palano,² G. P. Chen,³ J. C. Chen,³ N. D. Qi,³ G. Rong,³ P. Wang,³ Y. S. Zhu,³ G. Eigen,⁴ P. L. Reinertsen,⁴
B. Stugu,⁴ B. Abbott,⁵ G. S. Abrams,⁵ A. W. Borgland,⁵ A. B. Breon,⁵ D. N. Brown,⁵ J. Button-Shafer,⁵
R. N. Cahn,⁵ A. R. Clark,⁵ M. S. Gill,⁵ A. V. Gritsan,⁵ Y. Groyzman,⁵ R. G. Jacobsen,⁵ R. W. Kadel,⁵ J. Kadyk,⁵
L. T. Kerth,⁵ S. Kluth,⁵ Yu. G. Kolomensky,⁵ J. F. Kral,⁵ C. LeClerc,⁵ M. E. Levi,⁵ T. Liu,⁵ G. Lynch,⁵
A. B. Meyer,⁵ M. Momayezi,⁵ P. J. Oddone,⁵ A. Perazzo,⁵ M. Pripstein,⁵ N. A. Roe,⁵ A. Romosan,⁵ M. T. Ronan,⁵
V. G. Shelkov,⁵ A. V. Telnov,⁵ W. A. Wenzel,⁵ M. S. Zisman,⁵ P. G. Bright-Thomas,⁶ T. J. Harrison,⁶
C. M. Hawkes,⁶ D. J. Knowles,⁶ S. W. O'Neale,⁶ R. C. Penny,⁶ A. T. Watson,⁶ N. K. Watson,⁶ T. Deppermann,⁷
K. Goetzen,⁷ H. Koch,⁷ J. Krug,⁷ M. Kunze,⁷ B. Lewandowski,⁷ K. Peters,⁷ H. Schmuecker,⁷ M. Steinke,⁷
J. C. Andress,⁸ N. R. Barlow,⁸ W. Bhimji,⁸ N. Chevalier,⁸ P. J. Clark,⁸ W. N. Cottingham,⁸ N. De Groot,⁸
N. Dyce,⁸ B. Foster,⁸ J. D. McFall,⁸ D. Wallom,⁸ F. F. Wilson,⁸ K. Abe,⁹ C. Hearty,⁹ T. S. Mattison,⁹
J. A. McKenna,⁹ D. Thiessen,⁹ S. Jolly,¹⁰ A. K. McKemey,¹⁰ J. Tinslay,¹⁰ V. E. Blinov,¹¹ A. D. Bukin,¹¹
D. A. Bukin,¹¹ A. R. Buzykaev,¹¹ V. B. Golubev,¹¹ V. N. Ivanchenko,¹¹ A. A. Korol,¹¹ E. A. Kravchenko,¹¹
A. P. Onuchin,¹¹ A. A. Salnikov,¹¹ S. I. Serednyakov,¹¹ Yu. I. Skovpen,¹¹ V. I. Telnov,¹¹ A. N. Yushkov,¹¹
D. Best,¹² A. J. Lankford,¹² M. Mandelkern,¹² S. McMahon,¹² D. P. Stoker,¹² A. Ahsan,¹³ K. Arisaka,¹³
C. Buchanan,¹³ S. Chum,¹³ J. G. Branson,¹⁴ D. B. MacFarlane,¹⁴ S. Prell,¹⁴ Sh. Rahatlou,¹⁴ G. Raven,¹⁴
V. Sharma,¹⁴ C. Campagnari,¹⁵ B. Dahmes,¹⁵ P. A. Hart,¹⁵ N. Kuznetsova,¹⁵ S. L. Levy,¹⁵ O. Long,¹⁵ A. Lu,¹⁵
J. D. Richman,¹⁵ W. Verkerke,¹⁵ M. Witherell,¹⁵ S. Yellin,¹⁵ J. Beringer,¹⁶ D. E. Dorfan,¹⁶ A. M. Eisner,¹⁶
A. Frey,¹⁶ A. A. Grillo,¹⁶ M. Grothe,¹⁶ C. A. Heusch,¹⁶ R. P. Johnson,¹⁶ W. Kroeger,¹⁶ W. S. Lockman,¹⁶
T. Pulliam,¹⁶ H. Sadrozinski,¹⁶ T. Schalk,¹⁶ R. E. Schmitz,¹⁶ B. A. Schumm,¹⁶ A. Seiden,¹⁶ M. Turri,¹⁶
W. Walkowiak,¹⁶ D. C. Williams,¹⁶ M. G. Wilson,¹⁶ E. Chen,¹⁷ G. P. Dubois-Felsmann,¹⁷ A. Dvoretzskii,¹⁷
D. G. Hitlin,¹⁷ S. Metzler,¹⁷ J. Oyang,¹⁷ F. C. Porter,¹⁷ A. Ryd,¹⁷ A. Samuel,¹⁷ M. Weaver,¹⁷ S. Yang,¹⁷
R. Y. Zhu,¹⁷ S. Devmal,¹⁸ T. L. Geld,¹⁸ S. Jayatilake,¹⁸ G. Mancinelli,¹⁸ B. T. Meadows,¹⁸ M. D. Sokoloff,¹⁸
T. Barillari,¹⁹ P. Bloom,¹⁹ M. O. Dima,¹⁹ S. Fahey,¹⁹ W. T. Ford,¹⁹ D. R. Johnson,¹⁹ U. Nauenberg,¹⁹ A. Olivas,¹⁹
H. Park,¹⁹ P. Rankin,¹⁹ J. Roy,¹⁹ S. Sen,¹⁹ J. G. Smith,¹⁹ W. C. van Hoek,¹⁹ D. L. Wagner,¹⁹ J. Blouw,²⁰
J. L. Harton,²⁰ M. Krishnamurthy,²⁰ A. Soffer,²⁰ W. H. Toki,²⁰ R. J. Wilson,²⁰ J. Zhang,²⁰ T. Brandt,²¹ J. Brose,²¹
T. Colberg,²¹ G. Dahlinger,²¹ M. Dickopp,²¹ R. S. Dubitzky,²¹ A. Hauke,²¹ E. Maly,²¹ R. Müller-Pfefferkorn,²¹
S. Otto,²¹ K. R. Schubert,²¹ R. Schwierz,²¹ B. Spaan,²¹ L. Wilden,²¹ L. Behr,²² D. Bernard,²² G. R. Bonneaud,²²
F. Brochard,²² J. Cohen-Tanugi,²² S. Ferrag,²² E. Roussot,²² S. T'Jampens,²² Ch. Thiebaux,²² G. Vasileiadis,²²
M. Verderi,²² A. Anjomshoa,²³ R. Bernet,²³ A. Khan,²³ D. Lavin,²³ F. Muheim,²³ S. Playfer,²³ J. E. Swain,²³
M. Falbo,²⁴ C. Borean,²⁵ C. Bozzi,²⁵ S. Dittongo,²⁵ M. Folegani,²⁵ L. Piemontese,²⁵ E. Treadwell,²⁶ F. Anulli,^{27, *}
R. Baldini-Ferroli,²⁷ A. Calcaterra,²⁷ R. de Sangro,²⁷ D. Falci,²⁷ G. Finocchiaro,²⁷ P. Patteri,²⁷ I. M. Peruzzi,^{27, *}
M. Piccolo,²⁷ Y. Xie,²⁷ A. Zallo,²⁷ S. Bagnasco,²⁸ A. Buzzo,²⁸ R. Contri,²⁸ G. Crosetti,²⁸ P. Fabbriatore,²⁸
S. Farinon,²⁸ M. Lo Vetere,²⁸ M. Macri,²⁸ M. R. Monge,²⁸ R. Musenich,²⁸ M. Pallavicini,²⁸ R. Parodi,²⁸
S. Passaggio,²⁸ F. C. Pastore,²⁸ C. Patrignani,²⁸ M. G. Pia,²⁸ C. Priano,²⁸ E. Robutti,²⁸ A. Santroni,²⁸ M. Morii,²⁹
R. Bartoldus,³⁰ T. Dignan,³⁰ R. Hamilton,³⁰ U. Mallik,³⁰ J. Cochran,³¹ H. B. Crawley,³¹ P.-A. Fischer,³¹
J. Lamsa,³¹ W. T. Meyer,³¹ E. I. Rosenberg,³¹ M. Benkebil,³² G. Grosdidier,³² C. Hast,³² A. Höcker,³²
H. M. Lacker,³² S. Laplace,³² V. Lepeltier,³² A. M. Lutz,³² S. Plaszczynski,³² M. H. Schune,³² S. Trincaz-Duvoid,³²
A. Valassi,³² G. Wormser,³² R. M. Bionta,³³ V. Brigljević,³³ D. J. Lange,³³ M. Mugge,³³ X. Shi,³³ K. van Bibber,³³
T. J. Wenaus,³³ D. M. Wright,³³ C. R. Wuest,³³ M. Carroll,³⁴ J. R. Fry,³⁴ E. Gabathuler,³⁴ R. Gamet,³⁴
M. George,³⁴ M. Kay,³⁴ D. J. Payne,³⁴ R. J. Sloane,³⁴ C. Touramanis,³⁴ M. L. Aspinwall,³⁵ D. A. Bowerman,³⁵

P. D. Dauncey,³⁵ U. Egede,³⁵ I. Eschrich,³⁵ N. J. W. Gunawardane,³⁵ J. A. Nash,³⁵ P. Sanders,³⁵ D. Smith,³⁵ D. E. Azzopardi,³⁶ J. J. Back,³⁶ P. Dixon,³⁶ P. F. Harrison,³⁶ R. J. L. Potter,³⁶ H. W. Shorthouse,³⁶ P. Strother,³⁶ P. B. Vidal,³⁶ M. I. Williams,³⁶ G. Cowan,³⁷ S. George,³⁷ M. G. Green,³⁷ A. Kurup,³⁷ C. E. Marker,³⁷ P. McGrath,³⁷ T. R. McMahon,³⁷ S. Ricciardi,³⁷ F. Salvatore,³⁷ I. Scott,³⁷ G. Vaitas,³⁷ D. Brown,³⁸ C. L. Davis,³⁸ J. Allison,³⁹ R. J. Barlow,³⁹ J. T. Boyd,³⁹ A. C. Forti,³⁹ J. Fullwood,³⁹ F. Jackson,³⁹ G. D. Lafferty,³⁹ N. Savvas,³⁹ E. T. Simopoulos,³⁹ J. H. Weatherall,³⁹ A. Farbin,⁴⁰ A. Jawahery,⁴⁰ V. Lillard,⁴⁰ J. Olsen,⁴⁰ D. A. Roberts,⁴⁰ J. R. Schieck,⁴⁰ G. Blaylock,⁴¹ C. Dallapiccola,⁴¹ K. T. Flood,⁴¹ S. S. Hertzbach,⁴¹ R. Kofler,⁴¹ T. B. Moore,⁴¹ H. Staengle,⁴¹ S. Willocq,⁴¹ B. Brau,⁴² R. Cowan,⁴² G. Sciolla,⁴² F. Taylor,⁴² R. K. Yamamoto,⁴² M. Milek,⁴³ P. M. Patel,⁴³ J. Trischuk,⁴³ F. Lanni,⁴⁴ F. Palombo,⁴⁴ J. M. Bauer,⁴⁵ M. Booke,⁴⁵ L. Cremaldi,⁴⁵ V. Eschenburg,⁴⁵ R. Kroeger,⁴⁵ J. Reidy,⁴⁵ D. A. Sanders,⁴⁵ D. J. Summers,⁴⁵ J. P. Martin,⁴⁶ J. Y. Nief,⁴⁶ R. Seitz,⁴⁶ P. Taras,⁴⁶ V. Zacek,⁴⁶ H. Nicholson,⁴⁷ C. S. Sutton,⁴⁷ C. Cartaro,⁴⁸ N. Cavallo,⁴⁸,[†] G. De Nardo,⁴⁸ F. Fabozzi,⁴⁸ C. Gatto,⁴⁸ L. Lista,⁴⁸ P. Paolucci,⁴⁸ D. Piccolo,⁴⁸ C. Sciacca,⁴⁸ J. M. LoSecco,⁴⁹ J. R. G. Alsmiller,⁵⁰ T. A. Gabriel,⁵⁰ T. Handler,⁵⁰ J. Brau,⁵¹ R. Frey,⁵¹ M. Iwasaki,⁵¹ N. B. Sinev,⁵¹ D. Strom,⁵¹ F. Colecchia,⁵² F. Dal Corso,⁵² A. Dorigo,⁵² F. Galeazzi,⁵² M. Margoni,⁵² G. Michelon,⁵² M. Morandin,⁵² M. Posocco,⁵² M. Rotondo,⁵² F. Simonetto,⁵² R. Stroili,⁵² E. Torassa,⁵² C. Voci,⁵² M. Benayoun,⁵³ H. Briand,⁵³ J. Chauveau,⁵³ P. David,⁵³ Ch. de la Vaissière,⁵³ L. Del Buono,⁵³ O. Hamon,⁵³ F. Le Diberder,⁵³ Ph. Leruste,⁵³ J. Lory,⁵³ L. Roos,⁵³ J. Stark,⁵³ S. Versillé,⁵³ P. F. Manfredi,⁵⁴ V. Re,⁵⁴ V. Speziali,⁵⁴ E. D. Frank,⁵⁵ L. Gladney,⁵⁵ Q. H. Guo,⁵⁵ J. H. Panetta,⁵⁵ C. Angelini,⁵⁶ G. Batignani,⁵⁶ S. Bettarini,⁵⁶ M. Bondioli,⁵⁶ M. Carpinelli,⁵⁶ F. Forti,⁵⁶ M. A. Giorgi,⁵⁶ A. Lusiani,⁵⁶ F. Martinez-Vidal,⁵⁶ M. Morganti,⁵⁶ N. Neri,⁵⁶ E. Paoloni,⁵⁶ M. Rama,⁵⁶ G. Rizzo,⁵⁶ F. Sandrelli,⁵⁶ G. Simi,⁵⁶ G. Triggiani,⁵⁶ J. Walsh,⁵⁶ M. Haire,⁵⁷ D. Judd,⁵⁷ K. Paick,⁵⁷ L. Turnbull,⁵⁷ D. E. Wagoner,⁵⁷ J. Albert,⁵⁸ C. Bula,⁵⁸ P. Elmer,⁵⁸ C. Lu,⁵⁸ K. T. McDonald,⁵⁸ V. Miftakov,⁵⁸ S. F. Schaffner,⁵⁸ A. J. S. Smith,⁵⁸ A. Tumanov,⁵⁸ E. W. Varnes,⁵⁸ G. Cavoto,⁵⁹ D. del Re,⁵⁹ R. Faccini,^{14,59} F. Ferrarotto,⁵⁹ F. Ferroni,⁵⁹ K. Fratini,⁵⁹ E. Lamanna,⁵⁹ E. Leonardi,⁵⁹ M. A. Mazzone,⁵⁹ S. Morganti,⁵⁹ G. Piredda,⁵⁹ F. Safai Tehrani,⁵⁹ M. Serra,⁵⁹ C. Voena,⁵⁹ S. Christ,⁶⁰ R. Waldi,⁶⁰ T. Adye,⁶¹ B. Franek,⁶¹ N. I. Geddes,⁶¹ G. P. Gopal,⁶¹ S. M. Xella,⁶¹ R. Aleksan,⁶² G. De Domenico,⁶² S. Emery,⁶² A. Gaidot,⁶² S. F. Ganzhur,⁶² P.-F. Giraud,⁶² G. Hamel de Monchenault,⁶² W. Kozanecki,⁶² M. Langer,⁶² G. W. London,⁶² B. Mayer,⁶² B. Serfass,⁶² G. Vasseur,⁶² Ch. Yèche,⁶² M. Zito,⁶² N. Coptý,⁶³ M. V. Purohit,⁶³ H. Singh,⁶³ F. X. Yumiceva,⁶³ I. Adam,⁶⁴ P. L. Anthony,⁶⁴ D. Aston,⁶⁴ K. Baird,⁶⁴ J. P. Berger,⁶⁴ E. Bloom,⁶⁴ A. M. Boyarski,⁶⁴ F. Bulos,⁶⁴ G. Calderini,⁶⁴ R. Claus,⁶⁴ M. R. Convery,⁶⁴ D. P. Coupal,⁶⁴ D. H. Coward,⁶⁴ J. Dorfan,⁶⁴ M. Doser,⁶⁴ W. Dunwoodie,⁶⁴ R. C. Field,⁶⁴ T. Glanzman,⁶⁴ G. L. Godfrey,⁶⁴ S. J. Gowdy,⁶⁴ P. Grosso,⁶⁴ T. Himel,⁶⁴ T. Hryn'ova,⁶⁴ M. E. Huffer,⁶⁴ W. R. Innes,⁶⁴ C. P. Jessop,⁶⁴ M. H. Kelsey,⁶⁴ P. Kim,⁶⁴ M. L. Kocian,⁶⁴ U. Langenegger,⁶⁴ D. W. G. S. Leith,⁶⁴ S. Luitz,⁶⁴ V. Luth,⁶⁴ H. L. Lynch,⁶⁴ H. Marsiske,⁶⁴ S. Menke,⁶⁴ R. Messner,⁶⁴ K. C. Moffeit,⁶⁴ R. Mount,⁶⁴ D. R. Muller,⁶⁴ C. P. O'Grady,⁶⁴ M. Perl,⁶⁴ S. Petrak,⁶⁴ H. Quinn,⁶⁴ B. N. Ratcliff,⁶⁴ S. H. Robertson,⁶⁴ L. S. Rochester,⁶⁴ A. Roodman,⁶⁴ T. Schietinger,⁶⁴ R. H. Schindler,⁶⁴ J. Schwiening,⁶⁴ J. T. Seeman,⁶⁴ V. V. Serbo,⁶⁴ A. Snyder,⁶⁴ A. Soha,⁶⁴ S. M. Spanier,⁶⁴ J. Stelzer,⁶⁴ D. Su,⁶⁴ M. K. Sullivan,⁶⁴ H. A. Tanaka,⁶⁴ J. Va'vra,⁶⁴ S. R. Wagner,⁶⁴ A. J. R. Weinstein,⁶⁴ U. Wienands,⁶⁴ W. J. Wisniewski,⁶⁴ D. H. Wright,⁶⁴ C. C. Young,⁶⁴ P. R. Burchat,⁶⁵ C. H. Cheng,⁶⁵ D. Kirkby,⁶⁵ T. I. Meyer,⁶⁵ C. Roat,⁶⁵ A. De Silva,⁶⁶ R. Henderson,⁶⁶ W. Bugg,⁶⁷ H. Cohn,⁶⁷ A. W. Weidemann,⁶⁷ J. M. Izen,⁶⁸ I. Kitayama,⁶⁸ X. C. Lou,⁶⁸ M. Turcotte,⁶⁸ F. Bianchi,⁶⁹ M. Bona,⁶⁹ B. Di Girolamo,⁶⁹ D. Gamba,⁶⁹ A. Smol,⁶⁹ D. Zanin,⁶⁹ L. Bosisio,⁷⁰ G. Della Ricca,⁷⁰ L. Lanceri,⁷⁰ A. Pompili,⁷⁰ P. Poropat,⁷⁰ G. Vuagnin,⁷⁰ R. S. Panvini,⁷¹ C. M. Brown,⁷² R. Kowalewski,⁷² J. M. Roney,⁷² H. R. Band,⁷³ E. Charles,⁷³ S. Dasu,⁷³ F. Di Lodovico,⁷³ A. M. Eichenbaum,⁷³ H. Hu,⁷³ J. R. Johnson,⁷³ R. Liu,⁷³ J. Nielsen,⁷³ Y. Pan,⁷³ R. Prepost,⁷³ I. J. Scott,⁷³ S. J. Sekula,⁷³ J. H. von Wimmersperg-Toeller,⁷³ S. L. Wu,⁷³ Z. Yu,⁷³ H. Zobernig,⁷³ T. M. B. Kordich,⁷⁴ and H. Neal⁷⁴

(The BABAR Collaboration)

¹Laboratoire de Physique des Particules, F-74941 Annecy-le-Vieux, France

²Università di Bari, Dipartimento di Fisica and INFN, I-70126 Bari, Italy

³Institute of High Energy Physics, Beijing 100039, China

⁴University of Bergen, Inst. of Physics, N-5007 Bergen, Norway

⁵Lawrence Berkeley National Laboratory and University of California, Berkeley, CA 94720, USA

⁶University of Birmingham, Birmingham, B15 2TT, United Kingdom

⁷Ruhr Universität Bochum, Institut für Experimentalphysik 1, D-44780 Bochum, Germany

⁸University of Bristol, Bristol BS8 1TL, United Kingdom

⁹University of British Columbia, Vancouver, BC, Canada V6T 1Z1

- ¹⁰ Brunel University, Uxbridge, Middlesex UB8 3PH, United Kingdom
- ¹¹ Budker Institute of Nuclear Physics, Novosibirsk 630090, Russia
- ¹² University of California at Irvine, Irvine, CA 92697, USA
- ¹³ University of California at Los Angeles, Los Angeles, CA 90024, USA
- ¹⁴ University of California at San Diego, La Jolla, CA 92093, USA
- ¹⁵ University of California at Santa Barbara, Santa Barbara, CA 93106, USA
- ¹⁶ University of California at Santa Cruz, Institute for Particle Physics, Santa Cruz, CA 95064, USA
- ¹⁷ California Institute of Technology, Pasadena, CA 91125, USA
- ¹⁸ University of Cincinnati, Cincinnati, OH 45221, USA
- ¹⁹ University of Colorado, Boulder, CO 80309, USA
- ²⁰ Colorado State University, Fort Collins, CO 80523, USA
- ²¹ Technische Universität Dresden, Institut für Kern- und Teilchenphysik, D-01062, Dresden, Germany
- ²² Ecole Polytechnique, F-91128 Palaiseau, France
- ²³ University of Edinburgh, Edinburgh EH9 3JZ, United Kingdom
- ²⁴ Elon University, Elon University, NC 27244-2010, USA
- ²⁵ Università di Ferrara, Dipartimento di Fisica and INFN, I-44100 Ferrara, Italy
- ²⁶ Florida A&M University, Tallahassee, FL 32307, USA
- ²⁷ Laboratori Nazionali di Frascati dell'INFN, I-00044 Frascati, Italy
- ²⁸ Università di Genova, Dipartimento di Fisica and INFN, I-16146 Genova, Italy
- ²⁹ Harvard University, Cambridge, MA 02138, USA
- ³⁰ University of Iowa, Iowa City, IA 52242, USA
- ³¹ Iowa State University, Ames, IA 50011-3160, USA
- ³² Laboratoire de l'Accélérateur Linéaire, F-91898 Orsay, France
- ³³ Lawrence Livermore National Laboratory, Livermore, CA 94550, USA
- ³⁴ University of Liverpool, Liverpool L69 3BX, United Kingdom
- ³⁵ University of London, Imperial College, London, SW7 2BW, United Kingdom
- ³⁶ Queen Mary, University of London, E1 4NS, United Kingdom
- ³⁷ University of London, Royal Holloway and Bedford New College, Egham, Surrey TW20 0EX, United Kingdom
- ³⁸ University of Louisville, Louisville, KY 40292, USA
- ³⁹ University of Manchester, Manchester M13 9PL, United Kingdom
- ⁴⁰ University of Maryland, College Park, MD 20742, USA
- ⁴¹ University of Massachusetts, Amherst, MA 01003, USA
- ⁴² Massachusetts Institute of Technology, Laboratory for Nuclear Science, Cambridge, MA 02139, USA
- ⁴³ McGill University, Montréal, Canada QC H3A 2T8
- ⁴⁴ Università di Milano, Dipartimento di Fisica and INFN, I-20133 Milano, Italy
- ⁴⁵ University of Mississippi, University, MS 38677, USA
- ⁴⁶ Université de Montréal, Laboratoire René J. A. Lévesque, Montréal, Canada QC H3C 3J7
- ⁴⁷ Mount Holyoke College, South Hadley, MA 01075, USA
- ⁴⁸ Università di Napoli Federico II, Dipartimento di Scienze Fisiche and INFN, I-80126, Napoli, Italy
- ⁴⁹ University of Notre Dame, Notre Dame, IN 46556, USA
- ⁵⁰ Oak Ridge National Laboratory, Oak Ridge, TN 37831, USA
- ⁵¹ University of Oregon, Eugene, OR 97403, USA
- ⁵² Università di Padova, Dipartimento di Fisica and INFN, I-35131 Padova, Italy
- ⁵³ Universités Paris VI et VII, Lab de Physique Nucléaire H. E., F-75252 Paris, France
- ⁵⁴ Università di Pavia, Dipartimento di Elettronica and INFN, I-27100 Pavia, Italy
- ⁵⁵ University of Pennsylvania, Philadelphia, PA 19104, USA
- ⁵⁶ Università di Pisa, Scuola Normale Superiore and INFN, I-56010 Pisa, Italy
- ⁵⁷ Prairie View A&M University, Prairie View, TX 77446, USA
- ⁵⁸ Princeton University, Princeton, NJ 08544, USA
- ⁵⁹ Università di Roma La Sapienza, Dipartimento di Fisica and INFN, I-00185 Roma, Italy
- ⁶⁰ Universität Rostock, D-18051 Rostock, Germany
- ⁶¹ Rutherford Appleton Laboratory, Chilton, Didcot, Oxon, OX11 0QX, United Kingdom
- ⁶² DAPNIA, Commissariat à l'Energie Atomique/Saclay, F-91191 Gif-sur-Yvette, France
- ⁶³ University of South Carolina, Columbia, SC 29208, USA
- ⁶⁴ Stanford Linear Accelerator Center, Stanford, CA 94309, USA
- ⁶⁵ Stanford University, Stanford, CA 94305-4060, USA
- ⁶⁶ TRIUMF, Vancouver, BC, Canada V6T 2A3
- ⁶⁷ University of Tennessee, Knoxville, TN 37996, USA
- ⁶⁸ University of Texas at Dallas, Richardson, TX 75083, USA
- ⁶⁹ Università di Torino, Dipartimento di Fisica Sperimentale and INFN, I-10125 Torino, Italy
- ⁷⁰ Università di Trieste, Dipartimento di Fisica and INFN, I-34127 Trieste, Italy
- ⁷¹ Vanderbilt University, Nashville, TN 37235, USA
- ⁷² University of Victoria, Victoria, BC, Canada V8W 3P6
- ⁷³ University of Wisconsin, Madison, WI 53706, USA

⁷⁴Yale University, New Haven, CT 06511, USA

(Dated: October 25, 2001)

The branching fractions of the exclusive decays $B^0 \rightarrow K^{*0}\gamma$ and $B^+ \rightarrow K^{*+}\gamma$ are measured from a sample of $(22.74 \pm 0.36) \times 10^6$ $B\bar{B}$ decays collected with the BABAR detector at the PEP II asymmetric e^+e^- collider. We find $\mathcal{B}(B^0 \rightarrow K^{*0}\gamma) = (4.23 \pm 0.40(\text{stat.}) \pm 0.22(\text{sys.})) \times 10^{-5}$, $\mathcal{B}(B^+ \rightarrow K^{*+}\gamma) = (3.83 \pm 0.62(\text{stat.}) \pm 0.22(\text{sys.})) \times 10^{-5}$ and constrain the CP -violating charge asymmetry to be $-0.170 < A_{CP}(B \rightarrow K^*\gamma) < 0.082$ at 90% C.L.

PACS numbers: 12.15.Hh, 11.30.Er, 13.25.Hw

In the Standard Model (SM) the exclusive decays $B \rightarrow K^*\gamma$ proceed dominantly by the electromagnetic loop ‘‘penguin’’ transition $b \rightarrow s\gamma$. Many extensions of the SM provide new virtual high-mass fermions and bosons that can appear in the loop, causing deviations in the inclusive rate for $b \rightarrow s\gamma$ [1]. The sensitivity of the exclusive rates to these effects is limited by the uncertainty in the SM calculation. However, there has been considerable progress recently [2]. The precision measurement of the exclusive branching fractions $\mathcal{B}(B^0 \rightarrow K^{*0}\gamma)$, $\mathcal{B}(B^+ \rightarrow K^{*+}\gamma)$ is needed to test and improve these calculations. The non-SM processes can also interfere with the SM decay to cause CP -violating charge asymmetries at a level as high as 20% [3]. The CP -violating charge asymmetry from SM contributions alone is expected to be $< 1\%$.

In this letter, measurements of the exclusive branching fractions, $\mathcal{B}(B^0 \rightarrow K^{*0}\gamma)$ in the $K^{*0} \rightarrow K^+\pi^-$, $K_s^0\pi^0$ modes, and $\mathcal{B}(B^+ \rightarrow K^{*+}\gamma)$ in the $K^{*+} \rightarrow K^+\pi^0$, $K_s^0\pi^+$ modes with $K_s^0 \rightarrow \pi^+\pi^-$, are presented. Here K^* refers to the $K^*(892)$ resonance and the charge conjugate decays are implied unless otherwise stated. The $K^{*0} \rightarrow K^+\pi^-$ and $K^{*+} \rightarrow K^+\pi^0$, $K_s^0\pi^+$ modes are used to search for CP -violating charge asymmetries.

The data were collected with the BABAR detector [4] at the PEP-II asymmetric $e^+(3.1 \text{ GeV}) - e^-(9 \text{ GeV})$ storage ring [5]. The results in this paper are based upon an integrated luminosity of 20.7 fb^{-1} of data corresponding to $(22.74 \pm 0.36) \times 10^6$ $B\bar{B}$ meson pairs recorded at the $\Upsilon(4S)$ resonance (‘‘on-resonance’’) and 2.6 fb^{-1} at 40 MeV below this energy (‘‘off-resonance’’).

We use Monte Carlo simulations of the BABAR detector based on GEANT 3.21 [6] to optimize our selection criteria and to determine signal efficiencies. Events taken from random triggers are used to measure the beam backgrounds. These simulations take account of varying detector conditions and beam backgrounds.

The selection criteria for this analysis are optimized to maximize $S^2/(S+B)$ where S is the number of signal candidates expected, assuming the central values of the previous measurement $\mathcal{B}(B^0 \rightarrow K^{*0}\gamma, B^+ \rightarrow K^{*+}\gamma) = (4.55_{-0.68}^{+0.72}(\text{stat.}) \pm 0.34(\text{sys.}), 3.76_{-0.83}^{+0.89}(\text{stat.}) \pm 0.28(\text{sys.})) \times 10^{-5}$ [7], and B is the expected number of background candidates determined from Monte Carlo and confirmed with off-resonance data. Quantities are computed in both the laboratory frame and the center-

of-mass frame of the e^+e^- system. Those computed in the center-of-mass frame are denoted by an asterisk; e.g. $E_{beam}^* = 5.29 \text{ GeV}$ is the on-resonance energy of the e^+ and e^- beams.

We require a high-energy radiative photon candidate with energy $1.5 < E_\gamma < 4.5 \text{ GeV}$ in the laboratory frame and $2.30 < E_\gamma^* < 2.85 \text{ GeV}$ in the center-of-mass frame. A photon candidate is defined as a localized energy maximum [4] in the calorimeter acceptance $-0.74 < \cos\theta < 0.93$, where θ is the polar angle to the detector axis. It must be isolated by 25 cm from any other photon candidate or track and have a lateral energy profile consistent with a photon shower. We veto photons from a $\pi^0(\eta)$ by requiring that the invariant mass of the combination with any other photon of energy greater than 50 (250) MeV not be within the range $115(508) < M_{\gamma\gamma} < 155(588) \text{ MeV}/c^2$.

The K^* is reconstructed from K^+ , K_s^0 , π^- and π^0 candidates through the four modes $K^{*0} \rightarrow K^+\pi^-$, $K_s^0\pi^0$ and $K^{*+} \rightarrow K^+\pi^0$, $K_s^0\pi^+$. The K^+ and π^- track candidates are required to be well reconstructed in the drift chamber and to originate from a vertex consistent with the e^+e^- interaction point (IP). The K_s^0 candidates are reconstructed from two oppositely-charged tracks coming from a common vertex displaced from the IP by at least 0.2 cm in the transverse plane and having an invariant mass $489 < M_{\pi^+\pi^-} < 507 \text{ MeV}/c^2$. A track is identified as a kaon if it is projected to pass through the fiducial volume of the particle identification detector, an internally-reflecting ring-imaging Cherenkov detector (DIRC) [4], and the cone of Cherenkov light is consistent in time and angle with a kaon of the measured track momentum. A charged pion is identified as a track that is not a kaon. The π^0 candidates are reconstructed from pairs of photons, each with energy greater than 30 MeV, and are required to have $115 < M_{\gamma\gamma} < 150 \text{ MeV}/c^2$ and $E_{\pi^0} > 200 \text{ MeV}$. A mass-constraint fit to the nominal π^0 mass is used to improve the resolution of its momentum. The K^* reconstruction is completed by requiring the invariant mass of the candidate pairs to be within 100 MeV/c^2 of the K^{*0}/K^{*+} mass.

The B meson candidates are reconstructed from the K^* and γ candidates. The background is predominantly from continuum $q\bar{q}$ production, with the high-energy photon originating from initial-state radiation or from π^0 and η decays. The background from other B meson decays is found to be negligible from Monte Carlo simu-

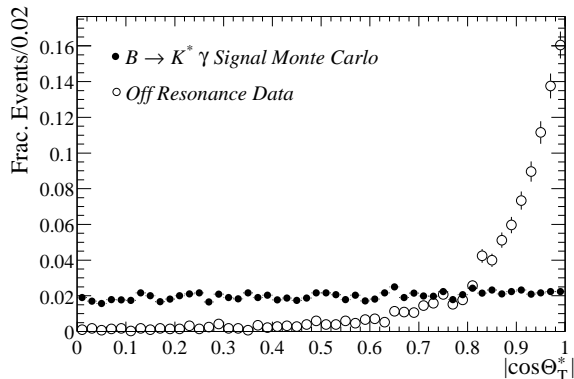


FIG. 1: The event shape variable $|\cos\theta_T^*|$ for $B^0 \rightarrow K^{*0}\gamma$, $K^{*0} \rightarrow K^+\pi^-$ Monte Carlo and off-resonance data.

lation. We exploit event topology differences between signal and background to reduce the continuum contribution. We compute the thrust axis of the event excluding the B meson daughter candidates. Figure 1 shows the distribution of $|\cos\theta_T^*|$ for signal Monte Carlo events and off-resonance data, where θ_T^* is the angle between the high-energy photon candidate and the thrust axis. In the center-of-mass frame, $B\bar{B}$ pairs are produced approximately at rest and produce a uniform $|\cos\theta_T^*|$ distribution. In contrast, $q\bar{q}$ pairs are produced back-to-back in the center-of-mass frame which results in a $|\cos\theta_T^*|$ distribution peaking at 1. We require $|\cos\theta_T^*| < 0.8$. We further suppress backgrounds using the angle of the B meson candidate's direction with respect to the beam axis, θ_B^* , and the helicity angle of the K^* decay, θ_H . The helicity angle is defined as the angle between either one of the K^* daughters' momentum vectors computed in the rest frame of the K^* and the K^* momentum vector in the parent B meson rest frame. It follows a $\sin^2\theta_H$ distribution for the signal and peaks slightly towards ± 1 for $q\bar{q}$ background. The B meson candidate's direction also follows a $\sin^2\theta_B^*$ for the signal and is approximately flat for the $q\bar{q}$ background. We require $|\cos\theta_B^*| < 0.80$ and $|\cos\theta_H| < 0.75$.

Since the B mesons are produced via $e^+e^- \rightarrow \Upsilon(4S) \rightarrow B\bar{B}$, the energy of the B meson in the center-of-mass frame is the beam energy, E_{beam}^* . This is compared to the measured energy of the B meson daughters by defining $\Delta E^* = E_{K^*}^* + E_\gamma^* - E_{beam}^*$. The distribution of ΔE^* is peaked at zero for the signal with a width dominated by the resolution of the photon candidates. It is asymmetric due to energy leakage from the calorimeter. We require $-200 < \Delta E^* < 100$ MeV for the $K^+\pi^-$, $K_S^0\pi^+$ modes and $-225 < \Delta E^* < 125$ MeV for the modes containing a π^0 , namely $K^+\pi^0$ and $K_S^0\pi^0$. The beam-energy substituted mass is defined as $m_{ES} = \sqrt{E_{beam}^{*2} - \mathbf{p}_B^{*2}}$, where \mathbf{p}_B^* is the momentum vector of the B meson candidate calculated from the measured momenta of the daughters.

The m_{ES} distribution for the signal is well described by an asymmetric resolution function [9], with an approximately Gaussian core dominated by the resolution of the beam energy measurement, and an asymmetric tail caused by the energy leakage from the calorimeter for the photon candidates. For the modes containing a single photon candidate, namely $K^+\pi^-$ and $K_S^0\pi^+$, we can remove the tail in m_{ES} by rescaling the measured photon energy E_γ^* by a factor κ , determined for each event, so that $E_{K^*}^* + \kappa E_\gamma^* - E_{beam}^* = 0$. The signal for these modes is then described by a Gaussian. The background is empirically described by a threshold function [10] for each mode. We select candidates with $m_{ES} > 5.2$ GeV/ c^2 .

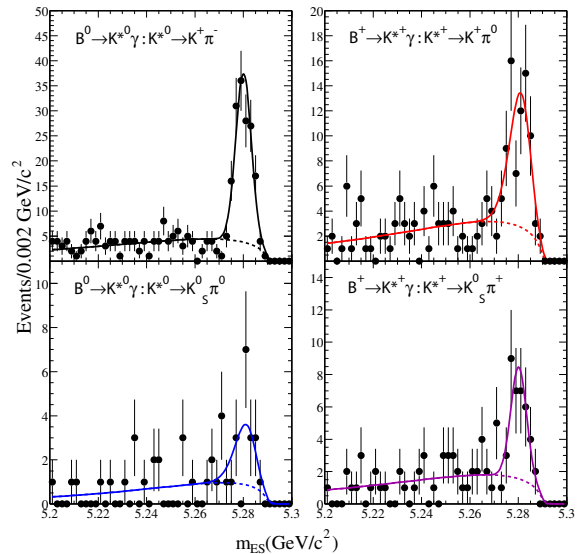


FIG. 2: m_{ES} for the $B \rightarrow K^*\gamma$ candidates. The fits used to extract the signal yield are described in the text.

Figure 2 shows the m_{ES} distribution for each of the four modes. An unbinned maximum-likelihood technique is used to fit the m_{ES} distributions for signal [9] and background [10] contributions. The signal mean and width are allowed to vary in the fit for the high statistics $K^+\pi^-$ and $K^+\pi^0$ modes. The fitted width is slightly larger than the predicted Monte Carlo value. In the lower statistics modes we fix the width to the Monte Carlo value adjusted for the small difference observed in the high statistics modes. We fit the on-resonance data with a signal plus background shape, and simultaneously the on-resonance sideband and off-resonance samples with the same background function, using a common fit parameter. The off-resonance data sample is required to pass the same selection criteria as the on-resonance data sample except that we remove the kaon particle identification requirement to gain statistics in the $K^+\pi^-$ and $K^+\pi^0$ modes. The on-resonance sideband sample is selected with the same criteria as the on-resonance data sample, except that we require $150 < \Delta E^* < 400$ MeV in the $K_S^0\pi^0$ and

$K^+\pi^0$ modes, and $100 < \Delta E^* < 500$ MeV in the $K^+\pi^-$ and $K_S^0\pi^+$ modes. The signal yields with statistical errors from the fit are given in Table I.

TABLE I: The fitted signal yield, efficiency (including $\mathcal{B}(K^*)$ and $\mathcal{B}(K^0)$), cross-feed and down-feed from other penguin decays and measured branching fraction $\mathcal{B}(B \rightarrow K^*\gamma)$ for each of the decay modes.

Mode	Efficiency %	#Signal events	#Cross -feed events	#Down -feed events	$\mathcal{B}(B \rightarrow K^*\gamma)$ \pm stat. \pm sys. $\times 10^{-5}$
$K^+\pi^-$	14.0	135.7 ± 13.3	0.4 ± 0.1	0.6 ± 0.1	$4.24 \pm 0.41 \pm 0.22$
$K_S^0\pi^0$	1.4	14.8 ± 5.6	0.4 ± 0.1	1.0 ± 0.2	$4.10 \pm 1.71 \pm 0.42$
$K_S^0\pi^+$	3.9	28.1 ± 6.6	0.7 ± 0.2	1.2 ± 0.2	$3.01 \pm 0.76 \pm 0.21$
$K^+\pi^0$	4.3	57.6 ± 10.4	1.2 ± 0.2	2.6 ± 0.4	$5.52 \pm 1.07 \pm 0.38$

As a consistency check we plot in Figure 3a the ΔE^* projection for the $K^+\pi^-$ mode after requiring $5.27 < m_{ES} < 5.29$ GeV/ c^2 . A comparison of the observed ΔE^* distribution with Monte Carlo shows good agreement. We also plot $M_{K^+\pi^-}$ in Figure 3b after requiring $5.27 < m_{ES} < 5.29$ GeV/ c^2 , $-200 < \Delta E^* < 100$ MeV and $0.7 < M_{K^+\pi^-} < 1.1$ GeV/ c^2 . We fit with a relativistic Breit-Wigner plus linear background shape and determine that the signal is consistent with coming from the $K^*(892)$.

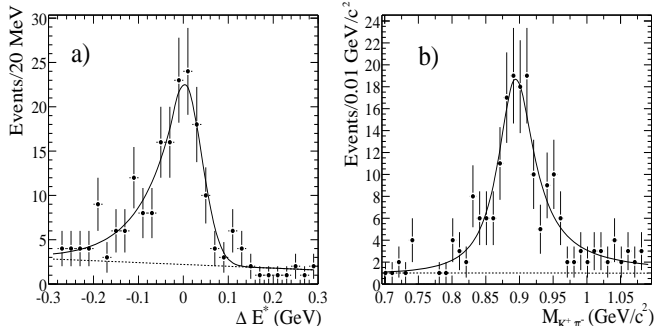


FIG. 3: a) The ΔE^* projection for $B^0 \rightarrow K^{*0}\gamma$, $K^{*0} \rightarrow K^+\pi^-$ candidates. The curve is the Monte Carlo expectation with a linear background. b) The $M_{K^+\pi^-}$ projection for $B^0 \rightarrow K^{*0}\gamma$, $K^{*0} \rightarrow K^+\pi^-$ candidates with the $M_{K^+\pi^-}$ mass cut relaxed. The curve is a fit to a relativistic Breit-Wigner function with linear background.

The efficiency for the selection of $B \rightarrow K^*\gamma$ candidates is given in Table I. The branching fraction is determined from the yield, the efficiency and the total number of $B\bar{B}$ events in the sample. The cross-feed from the other $B \rightarrow K^*\gamma$ modes and the down-feed from $B \rightarrow X_s\gamma$ are estimated with Monte Carlo assuming the measured branching fractions from the CLEO collaboration [7, 8] for each mode and subtracted from the signal yield.

The total systematic error is the sum in quadrature of the components shown in Table II. The systematic uncertainty in the signal yield derives from uncertainties in the signal line shape, and cross-feed and down-feed

contributions. The uncertainty in the signal line shape results from the m_{ES} width difference described above. To gain statistics in the off-resonance data sample used to fit the background function for the $K^+\pi^-$ and $K^+\pi^0$ modes we relax the kaon identification requirement and consequently assign a systematic uncertainty to the assumption that the background shape is unaffected. The error in the assumed branching fractions and final-state modeling for $B \rightarrow X_s\gamma$ [8] gives a systematic error in the estimated down-feed from these modes. The tracking efficiency is computed by identifying tracks in the silicon vertex detector and observing the fraction that is well reconstructed in the drift chamber. We estimate the K_S^0 efficiency uncertainty by comparing the momenta and flight-distance distributions in data and Monte Carlo. The kaon identification efficiency in the DIRC is derived from a sample of $D^{*+} \rightarrow D^0\pi^+$, $D^0 \rightarrow K^-\pi^+$ decays. The photon and π^0 efficiencies are measured by comparing the ratio of events $N(\tau^\pm \rightarrow h^\pm\pi^0)/N(\tau^\pm \rightarrow h^\pm\pi^0\pi^0)$ to the previously measured branching ratios [11]. The photon isolation and π^0/η veto efficiency are dependent on the event multiplicity and are tested by “embedding” Monte Carlo-generated photons into both an exclusively reconstructed B meson data sample and a generic B meson Monte Carlo sample. The ΔE^* resolution is dominated by the photon-energy resolution so that uncertainties in the calorimeter energy resolution and overall energy-scale cause an uncertainty in the efficiency of the ΔE^* requirement. The photon-energy resolution is measured in data using π^0 and η meson decays and $e^+e^- \rightarrow e^+e^-\gamma$ events. The energy scale uncertainty is estimated by using a sample of η meson decays with symmetric energy photons; the deviation in the reconstructed η mass from the nominal η mass provides an estimate of the uncertainty in the measured single photon energy.

The $B \rightarrow K^*\gamma$ samples, except for the $K_S^0\pi^0$ sample, are used to search for CP -violating charge asymmetries A_{CP} , defined by

$$A_{CP} = \frac{\Gamma(\bar{B} \rightarrow \bar{K}^*\gamma) - \Gamma(B \rightarrow K^*\gamma)}{\Gamma(\bar{B} \rightarrow \bar{K}^*\gamma) + \Gamma(B \rightarrow K^*\gamma)}.$$

The flavor of the underlying b quark is tagged by the charge of the K^\pm or $K^{*\pm}$ in the decay. The on-resonance sample for each mode is divided into two CP -conjugate samples and the signal yield for each is extracted with the same fitting technique as for the branching fraction measurements. In the fit the background shape and normalization, as well as the signal peak and width are constrained to be the same for both CP -conjugate samples. The measured asymmetries and the asymmetry of the background in the sideband regions defined by $-200 < \Delta E^* < 100$ MeV, $5.2 < m_{ES} < 5.27$ GeV/ c^2 are given in Table III.

The systematic uncertainty in the asymmetry is due to possible detector effects that cause a different reconstruction efficiency for the two CP conjugate decays. This un-

TABLE II: The systematic uncertainties in the measurement of $\mathcal{B}(B \rightarrow K^*\gamma)$.

	% Uncertainty in $\mathcal{B}(B \rightarrow K^*\gamma)$			
	$K^+\pi^-$	$K_S^0\pi^0$	$K_S^0\pi^+$	$K^+\pi^0$
m_{ES} Line shape	-	7.4	1.7	1.9
Background shape	1.0	-	-	3.8
Down-feed modeling	1.0	1.5	1.0	1.2
K^\pm/π^\pm tracking efficiency	2.4	-	1.2	1.3
K_S^0 efficiency	-	4.5	4.5	-
Kaon identification	0.7	-	-	1.0
Photon efficiency	1.3	1.3	1.3	1.3
Photon distance cut	2.0	2.0	2.0	2.0
π^0 efficiency	-	2.5	-	2.5
π^0/η veto	1.0	1.0	1.0	1.0
Energy resolution	2.5	2.5	2.5	2.5
Energy scale	1.0	1.0	1.0	1.0
MC statistics	1.9	2.4	1.5	2.1
B counting	1.6	1.6	1.6	1.6
Total	5.3	10.3	6.7	7.0

TABLE III: The measured A_{CP} in signal and background samples.

Mode	$A_{CP}(\text{signal})$ ($\pm\text{stat.} \pm\text{sys.}$)	$A_{CP}(\text{background})$ ($\pm\text{stat.}$)
$K^+\pi^-$	$-0.049 \pm 0.094 \pm 0.012$	-0.011 ± 0.104
$K_S^0\pi^+$	$-0.190 \pm 0.210 \pm 0.012$	-0.080 ± 0.080
$K^+\pi^0$	$0.044 \pm 0.155 \pm 0.021$	-0.022 ± 0.105

certainty has been estimated in data with a number of known charge-symmetric processes to be less than 2%.

Finally, we combine the measured branching fractions for the individual modes using a weighted average, $\mathcal{B}(B^+ \rightarrow K^{*+}\gamma) = (3.83 \pm 0.62(\text{stat.}) \pm 0.22(\text{sys.})) \times 10^{-5}$, $\mathcal{B}(B^0 \rightarrow K^{*0}\gamma) = (4.23 \pm 0.40(\text{stat.}) \pm 0.22(\text{sys.})) \times 10^{-5}$. The weighted average of the measured CP -violating charge asymmetries is $A_{CP}(B \rightarrow K^*\gamma) = -0.044 \pm 0.076(\text{stat.}) \pm 0.012(\text{sys.})$. We constrain $-0.170 < A_{CP}(B \rightarrow K^*\gamma) < 0.082$ at 90% C.L.

We are grateful for the excellent luminosity and machine conditions provided by our PEP-II colleagues. The collaborating institutions wish to thank SLAC for its

support and kind hospitality. This work is supported by DOE and NSF (USA), NSERC (Canada), IHEP (China), CEA and CNRS-IN2P3 (France), BMBF (Germany), INFN (Italy), NFR (Norway), MIST (Russia), and PPARC (United Kingdom). Individuals have received support from the Swiss NSF, A. P. Sloan Foundation, Research Corporation, and Alexander von Humboldt Foundation.

* Also with Università di Perugia, Perugia, Italy

† Also with Università della Basilicata, Potenza, Italy

- [1] See for example, S. Bertolini, F. Borzumati and A. Masiero, Nucl. Phys. B **294**, 321 (1987); H. Baer, M. Brhlik, Phys. Rev. D **55**, 3201 (1997); J. Hewett and J. Wells, Phys. Rev. D **55**, 5549 (1997); M. Carena *et al.*, Phys. Lett. B **499**, 141 (2001).
- [2] M. Beneke, T. Feldmann and D. Seidel, hep-ph/0106067 (2001); S. W. Bosch and G. Buchalla, hep-ph/0106081 (2001); A. Kagan and M. Neubert, hep-ph/0110078 (2001); Z. Ligeti and M. B. Wise, Phys. Rev. D **60**, 117506 (1999).
- [3] A. Kagan and M. Neubert, Phys. Rev. D **58**, 094912 (1998).
- [4] BABAR Collaboration, B. Aubert *et al.*, “The BABAR Detector”, hep-ex/0105044 (2001), to appear in Nucl. Instrum. and Methods.
- [5] PEP-II Conceptual Design Report, SLAC-0418 (1993).
- [6] “GEANT Detector Description and Simulation Tool” CERN Program Library Long Writeup W5013 (1994).
- [7] CLEO Collaboration, T. Coan *et al.*, Phys. Rev. Lett. **84**, 5283 (2000).
- [8] CLEO Collaboration, S. Chen *et al.*, hep-ex/0108032 (2001).
- [9] The signal for the $K^+\pi^0$ and $K_S^0\pi^0$ modes is fit with the function $dN/dm_{ES} = A_S \exp[-0.5(\ln^2(1 + A\tau(m_{ES} - m_0))/\tau^2 + \tau^2)]$ where $A = \sinh(\tau\sqrt{\ln 4})/(\sigma\tau\sqrt{\ln 4})$, the peak position is m_0 , the width is σ , and τ is the tail parameter. The $K^+\pi^-$ and $K_S^0\pi^+$ modes are fitted with a Gaussian distribution.
- [10] The background for each mode is fit with: $dN/dm_{ES} = A_B m_{ES} \sqrt{1 - m_{ES}^2/E_{beam}^{*2}} \exp[-\zeta(1 - m_{ES}^2/E_{beam}^{*2})]$, a function introduced by the ARGUS Collaboration, H. Albrecht *et al.*, Z. Phys. C **48**, 543 (1990).
- [11] CLEO Collaboration, M. Procaro *et al.*, Phys. Rev. Lett. **70**, 1207 (1993).