
ElectroWeak Symmetry Breaking in Tevatron Run II

Giorgio Chiarelli for the CDF and D0 Collaborations *

INFN, Sez. di Pisa, S. Piero a Grado (Pisa), Italy, Via Livornese 1291, 56010

E-mail: giorgio.chiarelli@pi.infn.it

ABSTRACT: The Tevatron Run II will provide CDF and D0 with a large dataset of $p\bar{p}$ interactions collected at $\sqrt{s} = 2\text{TeV}$. We discuss the opportunity for the two experiments to improve the understanding of electroweak and top physics in the first years of data taking (Run IIa, 2fb^{-1}) in view of the upgrades of the detectors. We also discuss the prospectives for a Higgs discovery at the Tevatron in view of the Run IIb data taking period which will deliver an additional of about 13fb^{-1} to each experiment.

1. Run II of the Tevatron Collider

The successful Run I of the Tevatron in 1992-1996 led to the upgrade of the accelerator complex. The new run, started in March 2001, is known as Run II and is expected to collect 2fb^{-1} in a first phase (Run IIa) and, after another set of improvements to machine and detectors, gather additional 13fb^{-1} or so in what is known as Run IIb. The net results of the upgrades are an increase in energy (from $\sqrt{s} = 1.8$ to 2TeV) and in instantaneous luminosity (from a typical 10^{31} in Run I up to $5 \times 10^{32}\text{cm}^{-2}\text{s}^{-1}$ in Run IIb). The average number of interactions per crossing is kept low by decreasing the inter bunch distance from $3.5\mu\text{s}$ of Run I down to 396ns and which will eventually become 132ns .

In order to match the technical challenges posed by those changes, as well as to exploit the physics capabilities of the Tevatron, both CDF and D0 underwent a series of upgrades [1, 2]. Here we just mention a few of them, which are of special interest to the electroweak physics. CDF completely redesigned its front-end electronics and DAQ system to match the 132ns interbunch. The trigger was also completely rebuilt, online tracking for high P_t tracks was moved to the first level trigger, while a new special set of processors, providing the experiment with a second level trigger on tracks displaced from the primary vertex (the Silicon Vertex Tracker) was constructed. Finally the whole tracking system was completely rebuilt. It is now made of a new silicon tracker (7 layers providing space points for $|\eta| < 2$ at $2 \leq R \leq 28\text{cm}$) and a new central drift chamber with a stronger 3D

*Speaker.

reconstruction capability. Just to mention a few figure of merits, this system will allow tracking up to $|\eta| < 2$ (therefore doubling the Run I coverage), and will increase the b tagging efficiency in top events to 65 % per jet. The D0 upgrade was even more substantial as a solenoid, providing a 2 T magnetic field, was added. Furthermore the tracking system was rebuilt with a silicon vertex detector and a fiber tracker to fully exploit this new situation (figure 1). The D0 trigger, front end and DAQ systems were also redesigned to cope with the decreased bunch spacing. In the end the two experiments will have similar performances in terms of hermeticity and tracking capabilities.

To put things in perspective, compared to Run I the overall acceptance for W,Z events will be doubled and, for events containing a vector boson pair, it will be tripled.

2. Gauge Boson Physics

Run IIa with its 2 fb^{-1} of data, will provide each experiment with over 3×10^6 W's (e and μ channel), therefore allowing a precise determination of many EW parameters. One of the most important results will be a better determination of the W mass. In Run I CDF measured M_W with an accuracy of 79 MeV, whereas D0's final accuracy was 84 MeV, bringing the total uncertainty for this measurement (Tevatron only) to $\simeq 60$ MeV, with statistical and systematics on equal footing. However, since most of the systematic uncertainty depends upon the size of control samples, we will greatly benefit from the significantly larger data set. As an example we show (table 1) the contributions, essentially all scaling with luminosity, for the CDF $W \rightarrow \mu\nu$ Run I measurement [6].

Source	uncert. (MeV/c ²)
Fit statistics	100
Momentum scale	85
Recoil model	35
Background	25
Mom. resolution	20
Selection bias	18

Table 1: Run I M_W uncertainties

In Run I D0 set a 95 % C.L.limit for h_{40} at about 0.3 and in Run IIa we expect to reach a limit to better than 0.03 by using several hundreds of reconstructed $Z\gamma \rightarrow ee(\mu\mu)\gamma$ events and a few $ZZ \rightarrow 4l$ detected. In the W sector we expect to collect about 100 events $WW \rightarrow l\nu l\nu$ and about 30 events $WZ \rightarrow ll\nu$. Scaling from Run I analysis, we expect to set limit for anomalous couplings, parameterized as Δk and λ to $-0.12 < \Delta k < 0.18$ for $\lambda = 0$ and $|\lambda| < 0.09$ for $\Delta k = 0$. One of the most important checks of the SM still to be performed, is the detection of the *zero amplitude* in the $W\gamma \rightarrow \gamma l\nu$

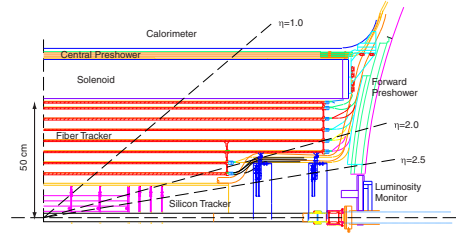


Figure 1: D0 upgrade

hep2001

process. Due to specific SM cancellations, a dip appears in the angular distribution of the final states (l, γ). CDF saw hints of this effect in Run I and we expect to collect about 3000 $W\gamma \rightarrow l\nu\gamma$ in Run IIa, therefore being able to isolate this process.

3. Top Physics in Run II

Right after the discovery of the top quark, both experiments swiftly moved on to measure its properties (cross section, mass and couplings). Some of those measurements were already systematic-limited at the end of Run I. We expect most of those systematics to scale with statistics as they are determined by the size of control samples and therefore studies of the sixth quark will greatly benefit from the increase of luminosity and in c.o.m. energy. Raising the energy from $\sqrt{s} = 1.8$ to 2 TeV, the production cross section increases by 40%, as the gg scattering acquires a more prominent role.

Table 2 shows the number of top events expected in 2 fb^{-1} per experiment. To put things in perspective, CDF collected 9 candidates dilepton events in Run I, and 76 were used in the $l+4j$ sample (the most important one to determine M_{top}) to reconstruct the top mass. The larger statistics will be obtained thanks to a wider acceptance and better tracking capability. The improved b -tagging efficiency (for example at D0 ϵ_b will be about 60

% for b -jets with $P_t > 40 \text{ GeV}/c$) will greatly improve, besides the determination of M_{top} , the measurement of the cross section and the study of the Wtb vertex.

The measurement of M_{top} is dominated by systematics, with the biggest one being the jet energy scale. The best way to tackle this problem is to identify a signal on which calibrate the energy scale. In Run I CDF was able to reconstruct a $W \rightarrow jj$ peak in its tiny $t\bar{t}$ double b -tagged sample and to detect the $Z \rightarrow b\bar{b}$ signal in its dijet sample. Both experiments plan to do even better in Run II by using a dedicated trigger to select $Z \rightarrow b\bar{b}$ events. In this way the two vector bosons will be used to set the jet energy scale and to check b -specific corrections. Given that, we expect the uncertainty to be reduced by a factor 2 (see table 3 for CDF estimates of expected systematics in Run IIa; D0's number are similar). Together with the precise determination of M_W this will set stringent limit on the Higgs mass (see figure 2).

Another topic in top physics which will be explored in Run II is the precision determination of the top cross section, which is currently a $\simeq 25\%$ measurement and which will be determined to better than 10% at the end of Run IIa. The comparison between collider data and Monte Carlo will improve with the availability of larger samples of b tagged

Channel	CDF/D0
Dilepton(e, μ)	155
Dilepton(τ)	19
lepton+ \geq 3jets	1520
lepton+ \geq 4 jets	1200
lepton+ \geq 3jets+1btag	990
lepton+ \geq 3jets+2btag	240

Table 2: Yield of $t\bar{t}$ events in 2fb^{-1}

Source	GeV/c ²
Jet En. scale	4.4(2.2)
ISR and FSR	1.8(1.0)
background	1.3(0.5)
b-tag bias	0.4
PDF	0.3
Total	4.9(2.5)

Table 3: CDF determination of M_{top} , systematics in 2 fb^{-1} . In parenthesis Run I results.

hep2001

events, the wider acceptance and unprecedented MC samples both in level of detail and size. Studies of the Wtb vertex in Run I were performed at CDF. Both top helicity and ratio of branching fractions $R = \frac{t \rightarrow Wb}{t \rightarrow Wq} = \frac{|V_{tb}|^2}{|V_{tb}|^2 + |V_{td}|^2 + |V_{ts}|^2}$ were measured [3, 4]. CDF

measurement of R to 26 % allowed an indirect determination of the CKM matrix element $|V_{tb}|$ to $\simeq 15\%$. In Run II we expect to reduce the uncertainty on R to 6 % with a corresponding uncertainty on $|V_{tb}|$ to about 3%. A direct determination of $|V_{tb}|$ (15% accuracy) can be obtained by identification of the single top production process, which however stands as an elusive process. The understanding of forward tracking and tagging will play a decisive role in this search.

4. Higgs Searches in Run II

Over the last two years a lot of effort was dedicated to better understand the chances to detect a SM Higgs particle at the Tevatron. Emphasis was set on the low mass ($< 130 \text{ GeV}/c^2$) region, where the Higgs decays almost completely into $b\bar{b}$ pairs. Although (figure 3) the dominant production process is the direct production through gg fusion, the large QCD background renders this channel unfeasible.

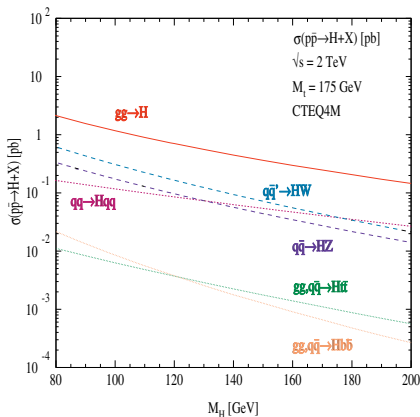


Figure 3: SM Higgs production

”high mass” region focused on the $gg \rightarrow H \rightarrow W^*W^* \rightarrow l^+l^-\nu\nu$ channel where the price paid for the low cross section is offset by the very small background. An additional step was to add the associate production of H and W or Z: $p\bar{p} \rightarrow W(Z)H \rightarrow l^\pm l^\pm jjX$. By vetoing on b -tagged jets (produced in $t\bar{t}$ events), the backgrounds are reduced to a manageable level. The final outcome of these studies is shown in figure 4. The 95 % C.L. limit as well as the 3σ evidence and 5σ discovery curves are shown as a function of the Higgs mass and

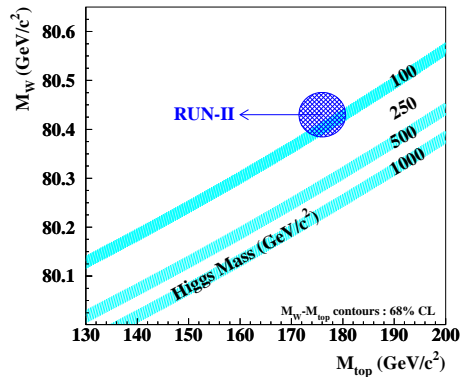


Figure 2: SM Higgs as a function of M_W and M_{top} . Run IIa (2 fb^{-1}), one experiment only.

The associate production VH ($V = W, Z$), where a leptonic decay of the V would provide a clean trigger and bring to a favourable S/B ratio, is more promising. A detailed study, based on a mix of Monte Carlo parameterization, Run I data analysis and comparison with simulation of the CDF and D0 detector, was performed in the last three years. It is not possible here to describe all the studies performed[5], the summary is provided in tables 4 and 5 where the event yield in 15 fb^{-1} is shown for the WH and ZH case ($b\bar{b}$ background included). It is important to keep in mind that *all*, but the single top, background processes were already seen or measured in Run I. Therefore the calculation of the signal includes all known effects. The studies of the

M_H (GeV/c ²)	110	120	130
Signal	75	60	45
$Wb\bar{b}$	435	375	285
WZ	90	60	30
$t\bar{t}$	225	300	330
single top	105	135	135
S/\sqrt{B}	2.6	2.0	1.6

Table 4: Higgs yield in WH channel

M_H (GeV/c ²)	110	120	130
Signal	69	46	31
$Zb\bar{b}$	84	69	52.
$Wb\bar{b}$	100	81	63
ZZ	43.5	3	0.0
$t\bar{t}$	70.5	64.5	52.5
single top	79.5	70.5	57.
S/\sqrt{B}	2.4	2.0	1.5

Table 5: Higgs yield in ZH channel

of the integrated luminosity. The two experiments have been combined. There is a window of opportunity in the low and intermediate Higgs mass region, if the Tevatron can provide an integrated luminosity in excess of 10-15 fb⁻¹ before the start of the LHC. In order to do so the Beams Division of Fermilab initiated an intensive R&D program to demonstrate the feasibility of delivering about 4 fb⁻¹ per year. At the same time both CDF and D0

started an intensive period of studies to understand which parts of their detectors need to be replaced to survive luminosities more than 7 times larger than originally planned.

5. Conclusion

In the next years of Run II we expect to gather more than 2 fb⁻¹ per experiment. Thanks to the very large statistics precise determinations of the masses of the top quark and of the W vector boson will be possible. This will allow to set stringent limit on the Higgs mass. Furthermore, as the Tevatron collider will be upgraded to deliver $\simeq 4$ fb⁻¹ per year, there is a chance to isolate the Higgs particle if its mass is low enough.

References

- [1] F.Abe et al., *CDFII Technical Design Report*, FERMILAB-96-390-E.
- [2] M.Abolins et al., *The D0 Upgrade*, FERMILAB-96-357-E.
- [3] T.Affolder et al., *Phys. Rev. Lett.* **86** (2001) 3233.
- [4] B.Abbot et al., *Phys. Rev. Lett.* **85** (2000) 256.
- [5] M.Carena et al. *Report of the Run II Higgs Working Group*, hep-ph/0010338
- [6] T.Affolder et al. *Phys. Rev. D* **64** (2001) 052001

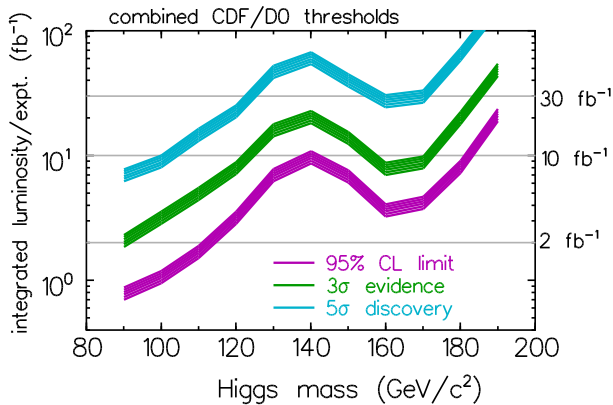


Figure 4: SM Higgs expectations at the Tevatron