

Q^2 Dependence of Quadrupole Strength in the $\gamma^*p \rightarrow \Delta^+(1232) \rightarrow p\pi^0$ Transition

K. Joo,¹ L.C. Smith,¹ V.D. Burkert,³ R. Minehart,¹ I.G. Aznauryan,⁴ L. Elouadrhiri,^{2,3} S. Stepanyan,^{4,23} G.S. Adams,²⁴ M.J. Amarian,⁴ E. Anciant,²⁶ M. Anghinolfi,¹⁵ D.S. Armstrong,⁸ B. Asavapibhop,²⁹ G. Audit,²⁶ T. Auger,²⁶ H. Avakian,¹⁴ S. Barrow,¹² H. Bagdasaryan,⁴ M. Battaglieri,¹⁵ K. Beard,¹⁸ M. Bektasoglu,²³ W. Bertozzi,²⁰ N. Bianchi,¹⁴ A.S. Biselli,²⁴ S. Boiarinov,¹⁶ B.E. Bonner,²⁵ W.K. Brooks,³ J.R. Calarco,³⁰ G.P. Capitani,¹⁴ D.S. Carman,²² B. Carnahan,⁷ P.L. Cole,³⁴ A. Coleman,⁸ D. Cords,³ P. Corvisiero,¹⁵ D. Crabb,¹ H. Crannell,⁷ J. Cummings,²⁴ E. De Sanctis,¹⁴ R. De Vita,¹⁵ P.V. Degtyarenko,³ R.A. Demirchyan,⁴ H. Denizli,³¹ L.C. Dennis,¹² A. Deppman,¹⁴ K.V. Dharmawardane,²³ K.S. Dhuga,¹³ C. Djalali,³³ G.E. Dodge,²³ D. Doughty,^{2,3} P. Dragovitsch,¹² M. Dugger,⁵ S. Dytman,³¹ M. Eckhause,⁸ Y.V. Efremenko,¹⁶ H. Egiyan,⁸ K.S. Egiyan,⁴ L. Farhi,²⁶ R.J. Feuerbach,⁶ J. Ficenec,³⁵ K. Fissum,²⁰ T.A. Forest,²³ H. Funsten,⁸ M. Gai,²⁸ V.B. Gavrilo,¹⁶ S. Gilad,²⁰ G.P. Gilfoyle,³² K.L. Giovanetti,¹⁸ P. Girard,³³ K.A. Griffioen,⁸ M. Guidal,¹⁷ M. Guillo,³³ V. Gyurjyan,³ D. Hancock,⁸ J. Hardie,² D. Heddle,^{2,3} J. Heisenberg,³⁰ F.W. Hersman,³⁰ K. Hicks,²² R.S. Hicks,²⁹ M. Holtrop,³⁰ C.E. Hyde-Wright,²³ M.M. Ito,³ D. Jenkins,³⁵ J.H. Kelley,⁹ M. Khandaker,^{21,3} K.Y. Kim,³¹ W. Kim,¹⁹ A. Klein,²³ F.J. Klein,³ M. Klusman,²⁴ M. Kossov,¹⁶ Y. Kuang,⁸ S.E. Kuhn,²³ J.M. Laget,²⁶ D. Lawrence,²⁹ A. Longhi,⁷ K. Loukachine,³⁵ M. Lucas,³³ R.W. Major,³² J.J. Manak,³ C. Marchand,²⁶ S.K. Matthews,⁷ S. McAleer,¹² J.W.C. McNabb,⁶ B.A. Mecking,³ M.D. Mestayer,³ C.A. Meyer,⁶ M. Mirazita,¹⁴ R. Miskimen,²⁹ V. Muccifora,¹⁴ J. Mueller,³¹ G.S. Mutchler,²⁵ J. Napolitano,²⁴ G. Niculescu,²² B. Nizyporuk,³ R.A. Niyazov,²³ M.S. Ohandjanyan,⁴ A. Opper,²² Y. Patois,³³ G.A. Peterson,²⁹ S. Philips,¹³ N. Pivnyuk,¹⁶ D. Pocanic,¹ O. Pogorelko,¹⁶ E. Polli,¹⁴ B.M. Preedom,³³ J.W. Price,²⁷ L.M. Qin,²³ B.A. Raue,^{11,3} A.R. Reolon,¹⁴ G. Riccardi,¹² G. Ricco,¹⁵ M. Ripani,¹⁵ B.G. Ritchie,⁵ F. Ronchetti,¹⁴ P. Rossi,¹⁴ D. Rowntree,²⁰ P.D. Rubin,³² C.W. Salgado,²¹ M. Sanzone,¹⁴ V. Sapunenko,¹⁵ M. Sargsyan,⁴ R.A. Schumacher,⁶ Y.G. Sharabian,⁴ J. Shaw,²⁹ S.M. Shuvalov,¹⁶ A. Skabelin,²⁰ E.S. Smith,³ T. Smith,³⁰ D.I. Sober,⁷ M. Spraker,⁹ P. Stoler,²⁴ M. Taiuti,¹⁵ S. Taylor,²⁵ D. Tedeschi,³³ R. Thompson,³¹ L. Todor,⁶ T.Y. Tung,⁸ M.F. Vineyard,³² A. Vlassov,¹⁶ H. Weller,⁹ L.B. Weinstein,²³ R. Welsh,⁸ D.P. Weygand,³ S. Whisnant,³³ M. Witkowski,²⁴ E. Wolin,³ A. Yegneswaran,³ J. Yun,²³ Z. Zhou,²⁰ and J. Zhao²⁰

(The CLAS Collaboration)

¹University of Virginia, Department of Physics, Charlottesville, VA 22903, USA

²Christopher Newport University, Newport News, VA 23606, USA

³Thomas Jefferson National Accelerator Facility, 12000 Jefferson Avenue, Newport News, VA 23606, USA

⁴Yerevan Physics Institute, 375036 Yerevan, Armenia

⁵Arizona State University, Department of Physics and Astronomy, Tempe, AZ 85287, USA

⁶Carnegie Mellon University, Department of Physics, Pittsburgh, PA 15213, USA

⁷Catholic University of America, Department of Physics, Washington D.C., 20064, USA

⁸College of William and Mary, Department of Physics, Williamsburg, VA 23187, USA

⁹Duke University, Physics Bldg. TUNL, Durham, NC27706, USA

¹⁰Department of Physics and Astronomy, Edinburgh University, Edinburgh EH9 3JZ, United Kingdom

¹¹Florida International University, Miami, FL 33199, USA

¹²Florida State University, Department of Physics, Tallahassee, FL 32306, USA

¹³George Washington University, Department of Physics, Washington D. C., 20052 USA

¹⁴Istituto Nazionale di Fisica Nucleare, Laboratori Nazionali di Frascati, P.O. 13, 00044 Frascati, Italy

¹⁵Istituto Nazionale di Fisica Nucleare, Sezione di Genova e Dipartimento di Fisica dell'Universita, 16146 Genova, Italy

¹⁶Institute of Theoretical and Experimental Physics, 25 B. Chermushkinskaya, Moscow, 117259, Russia

¹⁷Institut de Physique Nucleaire d'Orsay, IN2P3, BP 1, 91406 Orsay, France

¹⁸James Madison University, Department of Physics, Harrisonburg, VA 22807, USA

¹⁹Kyungpook National University, Department of Physics, Taegu 702-701, South Korea

²⁰M.I.T.-Bates Linear Accelerator, Middleton, MA 01949, USA

²¹Norfolk State University, Norfolk VA 23504, USA

²²Ohio University, Department of Physics, Athens, OH 45701, USA

²³Old Dominion University, Department of Physics, Norfolk VA 23529, USA

²⁴Rensselaer Polytechnic Institute, Department of Physics, Troy, NY 12181, USA

²⁵Rice University, Bonner Lab, Box 1892, Houston, TX 77251, USA

²⁶CEA Saclay, DAPNIA-SPhN, F91191 Gif-sur-Yvette Cedex, France

²⁷University of California at Los Angeles, Department of Physics and Astronomy, Los Angeles, CA 90095-1547, USA

²⁸University of Connecticut, Physics Department, Storrs, CT 06269, USA

²⁹University of Massachusetts, Department of Physics, Amherst, MA 01003, USA

³⁰University of New Hampshire, Department of Physics, Durham, NH 03824, USA

³¹University of Pittsburgh, Department of Physics and Astronomy, Pittsburgh, PA 15260, USA

³²University of Richmond, Department of Physics, Richmond, VA 23173, USA

³³University of South Carolina, Department of Physics, Columbia, SC 29208, USA

³⁴University of Texas at El Paso, Department of Physics, El Paso, Texas 79968, USA

³⁵Virginia Polytechnic and State University, Department of Physics, Blacksburg, VA 24061, USA

Models of baryon structure predict a small quadrupole deformation of the nucleon due to residual tensor forces between quarks or distortions from the pion cloud. Sensitivity to quark versus pion degrees of freedom occurs through the Q^2 dependence of the magnetic (M_{1+}), electric (E_{1+}), and scalar (S_{1+}) multipoles in the $\gamma^*p \rightarrow \Delta^+ \rightarrow p\pi^0$ transition. We report new experimental values for the ratios E_{1+}/M_{1+} and S_{1+}/M_{1+} over the range $Q^2=0.4-1.8$ GeV², extracted from precision $p(e, e'p)\pi^0$ data using a truncated multipole expansion. Results are best described by recent unitary models in which the pion cloud plays a dominant role.

PACS numbers: PACS : 13.60.Le, 13.40.Gp, 14.20.Gk

Electroproduction of nucleon resonances provides unique information about the internal dynamics of baryons. For the $\gamma^*N \rightarrow \Delta(1232) \rightarrow N\pi$ transition, a long-standing problem is to achieve a consistent experimental and theoretical description of the electric and scalar quadrupole multipoles E_{1+} and S_{1+} , and the magnetic dipole M_{1+} . Within $SU(6)$ models this transition is mediated by a single quark spin flip in the $L = 0$ nucleon ground state, leading to M_{1+} dominance and $E_{1+} = S_{1+} \equiv 0$. QCD-motivated constituent quark models introduce a tensor force from the inter-quark hyperfine interaction, which leads to a d -state admixture in the baryon wave function [1]. As a result small but non-zero values for E_{1+} and S_{1+} are predicted [1, 2]. Stronger contributions are expected from the pion cloud [3, 4, 5, 6] or from two-body exchange currents [7]. Finally, quark helicity conservation in pQCD requires $E_{1+} = M_{1+}$ as $Q^2 \rightarrow \infty$.

Determination of the ratios $R_{EM} = E_{1+}/M_{1+}$ and $R_{SM} = S_{1+}/M_{1+}$ has been the aim of a considerable number of experiments in the past. While theoretical models have become more refined, most previous measurements have large systematic and statistical errors or significantly limited kinematic coverage. A new program using the CEBAF Large Acceptance Spectrometer (CLAS) [8] at Jefferson Lab has been inaugurated to vastly improve the systematic and statistical precision by covering a wide kinematic range of four-momentum transfer Q^2 and invariant mass W , and by subtending the full angular range of the resonance decay into the πN final state.

This Letter reports the first CLAS results for R_{EM} and R_{SM} obtained from a partial wave analysis of the $p(e, e'p)\pi^0$ reaction for $Q^2=0.4-1.8$ GeV². This Q^2 range explores distance scales where dynamical breaking of chiral symmetry may introduce collective degrees of freedom in the nucleon. Interest in chiral models recently increased after photo-pion measurements from LEGS [9] and MAMI [10] found $R_{EM} = -3.1\%$ and -2.5% , respectively at $Q^2 = 0$, which is substantially larger than constituent quark model predictions [1, 2]. Chiral bag [3] and soliton models [4, 5, 6] in which quark confinement oc-

curs through non-linear interactions with the pion cloud, generally find R_{EM} in the range -1% to -5% at $Q^2 = 0$. Chiral effective field theories [11] and unitary [12] and dynamical reaction models [13, 14] that employ pion rescattering at the $\gamma^*N\Delta$ vertex, predict meson degrees of freedom should enhance the quadrupole strength at low Q^2 and strongly affect the Q^2 dependence of R_{EM} and R_{SM} .

Under the one-photon-exchange approximation, the pion electroproduction cross section factorizes as follows:

$$\frac{d^5\sigma}{dE_{e'}d\Omega_{e'}d\Omega_{\pi}^*} = \Gamma_v \frac{d^2\sigma}{d\Omega_{\pi}^*}, \quad (1)$$

where Γ_v is the virtual photon flux. For an unpolarized beam and target the center-of-mass (cm) differential cross section $d^2\sigma/d\Omega_{\pi}^*$ depends on the transverse ϵ and longitudinal ϵ_L polarization of the virtual photon through four structure functions: σ_T, σ_L , and the interference terms σ_{LT} and σ_{TT} :

$$\begin{aligned} \frac{d^2\sigma}{d\Omega_{\pi}^*} &= \frac{p_{\pi}^*}{k_{\gamma}^*} (\sigma_T + \epsilon_L \sigma_L + \epsilon \sigma_{TT} \sin^2 \theta_{\pi}^* \cos 2\phi_{\pi}^* \\ &+ \sqrt{2\epsilon_L(\epsilon+1)} \sigma_{LT} \sin \theta_{\pi}^* \cos \phi_{\pi}^*), \end{aligned} \quad (2)$$

where $(p_{\pi}^*, \theta_{\pi}^*, \phi_{\pi}^*)$ are the π^0 cm momentum, polar, and azimuthal angles, $\epsilon_L = (Q^2/|k^*|^2)\epsilon$, and $|k^*|$ and k_{γ}^* are the virtual photon cm momentum and real photon cm equivalent energy. A partial wave expansion of the structure functions using Legendre polynomials $P_l(\cos \theta_{\pi}^*)$ gives (for s - and p -waves):

$$\sigma_T + \epsilon_L \sigma_L = A_0 + A_1 P_1 + A_2 P_2 \quad (3a)$$

$$\sigma_{TT} = C_0 \quad (3b)$$

$$\sigma_{LT} = D_0 + D_1 P_1. \quad (3c)$$

The weak quadrupole E_{1+} and S_{1+} transitions are accessible only through their interference with the dominant M_{1+} . To simplify the analysis, a truncated multipole expansion is used, in which only terms involving M_{1+} are retained. Thus, $|M_{1+}|^2$ and its projection onto the other s - and p -wave multipoles $E_{1+}, S_{1+}, M_{1-}, E_{0+}, S_{0+}$ are given in terms of the six partial-wave coefficients by [15]:

$$|M_{1+}|^2 = A_0/2 \quad (4a)$$

$$Re(E_{1+} M_{1+}^*) = (A_2 - 2C_0/3)/8 \quad (4b)$$

$$Re(M_{1-} M_{1+}^*) = -(A_2 + 2(A_0 + C_0))/8 \quad (4c)$$

$$Re(E_{0+} M_{1+}^*) = A_1/2 \quad (4d)$$

$$Re(S_{0+} M_{1+}^*) = D_0 \quad (4e)$$

$$Re(S_{1+} M_{1+}^*) = D_1/6. \quad (4f)$$

In accordance with previous analyses [10, 16] we define R_{EM} and R_{SM} as:

$$R_{EM} = Re(E_{1+} M_{1+}^*)/|M_{1+}|^2 \quad (5)$$

$$R_{SM} = Re(S_{1+} M_{1+}^*)/|M_{1+}|^2. \quad (6)$$

Near the $\Delta(1232)$ mass, where the isospin 3/2 channel dominates and $Re(M_{1+}^{(3/2)})$ vanishes, $R_{EM} \approx Im(E_{1+}^{(3/2)}) / Im(M_{1+}^{(3/2)})$ and similarly for R_{SM} . The contribution to R_{EM} from $Re(M_{1+}^{(1/2)})$ was estimated in [10] to be $< 0.5\%$ absolute at $Q^2 = 0$, and is $< 0.3\%$ for $Q^2 < 2.0$ GeV² [12].

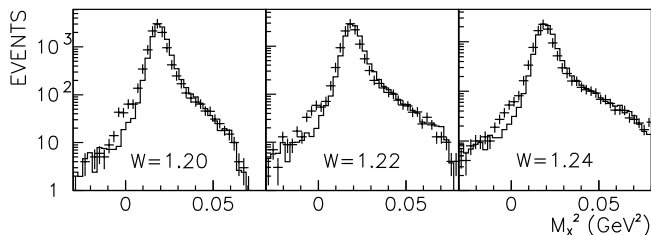


FIG. 1: Experimental $p(e, e'p)X$ missing mass for invariant mass W bins around the $\Delta(1232)$ (note logarithmic scale). Solid line: Simulation of CLAS response to $p(e, e'p)\pi^0$ reaction. The small shoulder at $M_x^2 = 0$ is due to residual $ep \rightarrow e'p\gamma$ events which survive the kinematic cuts.

The present measurement used two beam energies (1.645 and 2.445 GeV) to cover the interval $Q^2=0.4$ -1.8 GeV². A 2.5 nA beam was delivered onto a 4.0 cm long liquid-hydrogen target at 100% duty factor. Particles were detected in CLAS, which provides momentum coverage down to 0.1 GeV/c over a polar angle (θ) range $8^\circ - 142^\circ$ and covers nearly 80% of the azimuthal angle ϕ . A hardware electron trigger was formed using threshold Čerenkov counters and electromagnetic calorimeters, while protons were identified using time-of-flight. Software fiducial cuts excluded regions of non-uniform detector response, and the acceptance and tracking efficiency were determined using a Monte-Carlo simulation and a GEANT model of the detector. After kinematic corrections the invariant mass W resolution was $\sigma_W \approx 8$ -10 MeV.

Coincident protons were used to identify the π^0 . A typical missing mass spectrum is compared in Fig. 1

to a GEANT simulation that incorporates radiation effects and detector resolution, using a phenomenological model of the $p(e, e'p)\pi^0$ reaction. Good agreement with the width and radiative tail of the π^0 peak is seen. Background from elastic Bethe-Heitler radiation was suppressed using a combination of cuts on missing mass and ϕ_π^* near $M_x^2 = 0$ and $\phi_\pi^* = 0^\circ$. A cut of $-0.01 \leq M_x^2(\text{GeV}^2) \leq 0.08$ was used to select the $p\pi^0$ final state. Target window backgrounds and proton scattering from the torus coils were suppressed with cuts on the reconstructed $e'p$ target vertex.

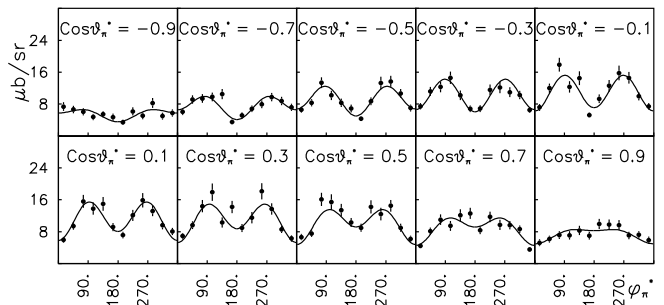


FIG. 2: Typical ϕ_π^* dependence for the $p(e, e'p)\pi^0$ cross sections at $Q^2=0.9$ GeV² and $W=1.22$ GeV. Solid line: Fit to data according to Eq. (2). Errors are statistical only.

Systematic errors in the electron kinematics, acceptance and radiative corrections were determined by measuring inclusive (e, e') elastic and inelastic cross sections simultaneously with the exclusive data. The results agreed to within 5% with parameterizations of previous measurements. Determination of the $\pi^0 p$ cm angles (θ_π^* , ϕ_π^*) was affected by residual $ep \rightarrow e'p\gamma$ backgrounds, radiative and kinematic corrections and proton multiple scattering. These systematic effects were estimated by varying cuts on missing mass, target vertex reconstruction, and fiducial acceptance. Model dependence of the acceptance and radiative corrections was studied in detail and included in the systematic error.

Typical cross sections obtained after radiative corrections are shown in Fig. 2 for $W = 1.22$ GeV and illustrates the complete out-of-plane ϕ_π^* coverage possible with CLAS. The presence of non-zero σ_{TT} and σ_{LT} strength is clearly indicated by the $\cos 2\phi_\pi^*$ and $\cos \phi_\pi^*$ modulation of the cross sections. These terms were separated from $\sigma_T + \epsilon_L \sigma_L$ by fitting the ϕ_π^* distributions with the form in Eq. (2). The extracted structure functions are shown in Fig. 3 for several W bins around the $\Delta(1232)$ peak. Fits to the $\cos \theta_\pi^*$ dependence using Eq. (3) are indicated by the solid curves. Inclusion of d -waves, which would lead to deviations from the linear behavior for σ_{TT} and σ_{LT} in Fig. 3, did not improve the fit.

Figure 4 shows the W dependence of the partial wave coefficients obtained from the structure function fits. The data are compared to calculations of Drechsel *et al.* [12]

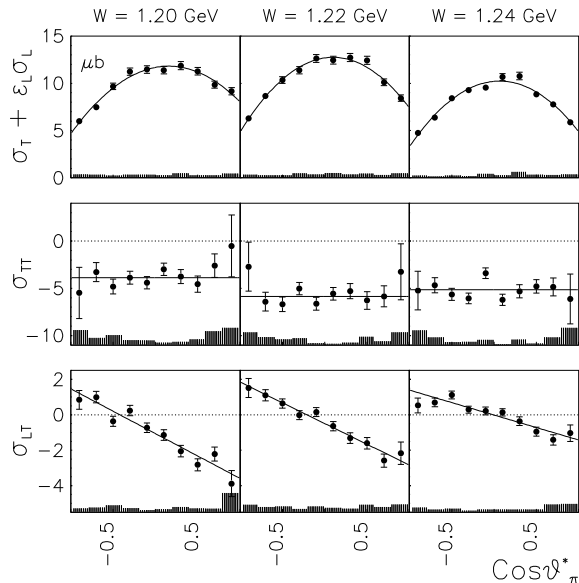


FIG. 3: Structure functions versus $\cos \theta_\pi^*$ extracted for the $p(e, e' p)\pi^0$ reaction at $Q^2 = 0.9 \text{ GeV}^2$. Solid line: Legendre polynomial fit to the data using Eq. (3). Shaded bars show systematic errors.

(MAID) and Sato and Lee (SL) [13]. These models include unitarized contributions from Born diagrams and vector meson exchange, with the model parameters fitted to previous photo- and electroproduction data. The curves show predicted contributions from all s - and p -wave multipoles. For the A_0 coefficient, which is dominated by the well-known $|M_{1+}|^2$, both SL and MAID describe the shape and magnitude quite well for $W < 1.26 \text{ GeV}$. The neglect of higher-mass resonances in the SL model is clearly evident for $W > 1.26 \text{ GeV}$. A_1 and D_0 are dominated by the interference between M_{1+} and the non-resonant electric and scalar s -wave multipoles E_{0+} and S_{0+} . Our results are clearly sensitive to differences between the models, which arise partly from the treatment of backgrounds.

The quadrupole interference terms $Re(E_{1+}M_{1+}^*)$ and $Re(S_{1+}M_{1+}^*)$ were extracted from the A_2 , C_0 and D_1 coefficients using Eq. (4b) and Eq. (4f), while $|M_{1+}|^2$ was determined using Eq. (4a). The ratios R_{EM} and R_{SM} were determined at $W=1.20, 1.22$ and 1.24 GeV and averaged to smooth statistical fluctuations. Errors arising from the M_{1+} dominance assumption and the averaging procedure were estimated by fitting ‘pseudo-data’ generated from the MAID and SL models and binned identically to the CLAS data. The fitted terms were then compared to those calculated from the model input multipoles. Our typical(worst) absolute truncation error (including model dependence) was $0.3(0.7)\%$ for R_{EM} and $0.1(0.5)\%$ for R_{SM} over the Q^2 range of this experiment,

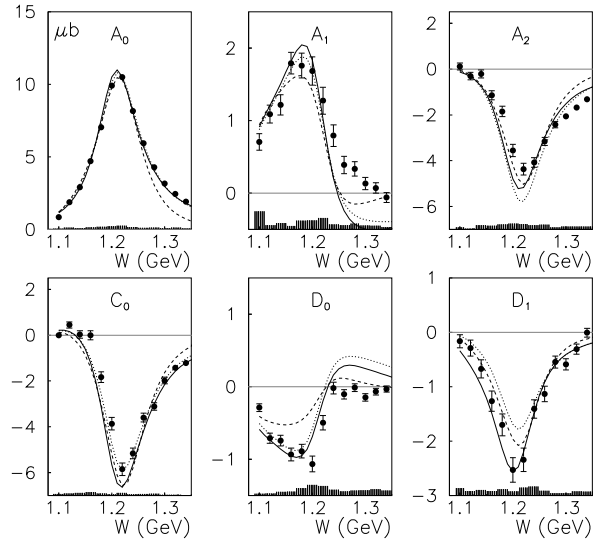


FIG. 4: W dependence of the Legendre coefficients obtained from structure function fits at $Q^2=0.9 \text{ GeV}^2$. The curves show model predictions (s - and p -wave multipoles only) from MAID98 [12] (dotted), MAID00 [17] (solid) and Sato-Lee [13] (dashed). Shaded bars show systematic errors.

with the error generally increasing with Q^2 due to the larger relative importance of neglected non-resonant multipoles. Results for each Q^2 bin are listed in Table I. Note that measurements at the same Q^2 but different beam energies agree within the uncertainties, lending credence to the accuracy of the corrections.

Figure 5 summarizes the Q^2 dependence of the available R_{EM} and R_{SM} data compared to recent model calculations. Our results show no Q^2 dependence for R_{EM} , in contrast to the rapid falloff to zero predicted by chiral-quark/soliton models (χ QSM) [5, 6]. Although motivated by chiral symmetry, these models ignore the $\Delta \rightarrow \pi N$ decay and rescattering effects. The two relativistic quark model R_{EM} curves, RQM1 [19] and RQM2 [20], agree at $Q^2 = 0$, but strongly diverge for $Q^2 > 0$, while the zero crossing seen in [20] is excluded by the CLAS data. Our overall $R_{EM} \approx -2\%$ is consistent with recent measurements both at lower Q^2 [9, 10, 18], and at higher Q^2 [16]. The Coulomb quadrupole ratio R_{SM} is significantly larger in magnitude and shows a strong Q^2 dependence. While the chiral models and RQM2 do somewhat better in comparison with R_{SM} , so far no quark or chiral soliton model is able to successfully describe both R_{EM} and R_{SM} .

Dynamical pion rescattering models calculate a meson ‘dressed’ $\gamma^* N \Delta$ vertex in terms of the underlying ‘bare’ photocoupling form factors. Sato and Lee [13] fitted their dynamical model to photo-pion observables [10] and the JLAB/Hall C cross sections at $Q^2=2.8$ and 4.0 GeV^2 [16]

TABLE I: Quadrupole/magnetic dipole ratios for the $\gamma^* N \rightarrow \Delta(1232)$ transition from partial wave fits at invariant momentum transfer Q^2 and beam energy E_e . The first error is statistical, while the experiment-related systematic effects are included in the second error.

Q^2 (GeV ²)	E_e (GeV)	$Re(E_{1+}/M_{1+})$ (%)	$Re(S_{1+}/M_{1+})$ (%)
0.40	1.645	$-3.4 \pm 0.4 \pm 0.4$	$-5.6 \pm 0.4 \pm 0.6$
0.52	1.645	$-1.6 \pm 0.4 \pm 0.4$	$-6.4 \pm 0.4 \pm 0.5$
0.65	1.645	$-1.9 \pm 0.5 \pm 0.5$	$-6.9 \pm 0.6 \pm 0.5$
0.75	1.645	$-2.1 \pm 0.6 \pm 0.7$	$-7.4 \pm 0.8 \pm 0.5$
0.90	1.645	$-1.8 \pm 0.6 \pm 0.4$	$-8.4 \pm 0.9 \pm 0.4$
0.65	2.445	$-2.0 \pm 0.4 \pm 0.4$	$-6.6 \pm 0.4 \pm 0.2$
0.75	2.445	$-1.6 \pm 0.5 \pm 0.5$	$-6.0 \pm 0.4 \pm 0.2$
0.90	2.445	$-1.8 \pm 0.4 \pm 0.3$	$-7.2 \pm 0.4 \pm 0.1$
1.15	2.445	$-1.6 \pm 0.5 \pm 0.3$	$-7.9 \pm 0.5 \pm 0.4$
1.45	2.445	$-2.4 \pm 0.7 \pm 0.4$	$-7.7 \pm 0.9 \pm 0.7$
1.80	2.445	$-0.9 \pm 1.1 \pm 0.7$	$-11.6 \pm 1.6 \pm 1.5$

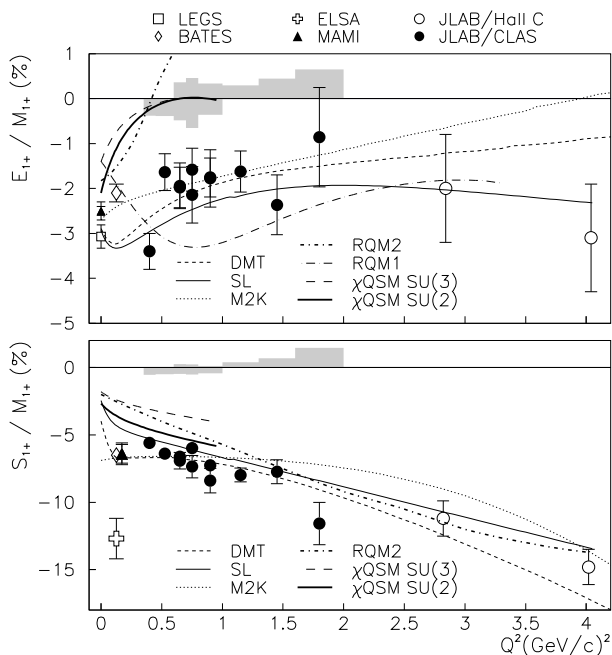


FIG. 5: Q^2 dependence of the electric (E_{1+}) and scalar (S_{1+}) quadrupole/magnetic dipole ratios from this experiment (\bullet). Shaded bands show systematic errors for the two beam energies listed in Table I. Truncation/averaging errors are discussed in the text. Other points are from BATES [18], ELSA [21], JLAB/Hall C [16], LEGS [9] and MAMI [10, 22]. The curves show recent model calculations (see text): χ QSM [5], DMT [14], SL [13], M2K [14, 17], RQM1 [19], RQM2 [20].

using a common parameterization for the ‘bare’ charge $G_C(Q^2)$ and electric $G_E(Q^2)$ $N \rightarrow \Delta$ quadrupole form factors. Near $Q^2 = 0$, $G_C(0)$ was determined from $G_E(0)$ using the long wavelength limit (Siegert’s theorem). The SL curves shown in Fig. 5 describe the Q^2 trend of the CLAS data reasonably well. However, the SL model provides a poor fit to the BATES data [18] at $Q^2 = 0.126$ GeV² and the SL curve clearly misses the

MAMI R_{SM} point [22]. Those data are better described by the Dubna-Mainz-Taipei dynamical model (DMT) [14] and a new version of MAID (M2K) [14, 17], (also refitted to the high Q^2 data) both of which use different prescriptions for unitarization. Although the overall magnitude of the CLAS R_{EM} and R_{SM} measurements is somewhat better described by DMT, our lowest Q^2 point marginally favors the SL prediction.

The generally successful description of both R_{EM} and R_{SM} by the dynamical models strengthens the claim made in [13, 14] that non-resonant meson exchange dominates the $N \rightarrow \Delta(1232)$ quadrupole transition. This has important implications for the interpretation of pure quark model predictions of photocoupling amplitudes, where pion degrees of freedom are not explicitly treated. The low Q^2 evolution of E_{1+} and S_{1+} is especially important, since model independent constraints from Siegert’s theorem, gauge invariance, chiral perturbation theory [11], and ultimately lattice calculations can be most accurately applied in this region.

We acknowledge the efforts of the staff of the Accelerator and Physics Divisions at Jefferson Lab in their support of this experiment. This work was supported in part by the U.S. Department of Energy, including DOE Contract No. DE-AC05-84ER40150, the National Science Foundation, the French Commissariat a l’Energie Atomique, the Italian Istituto Nazionale di Fisica Nucleare, and the Korea Research Foundation.

-
- [1] N. Isgur, G. Karl, and R. Koniuk, Phys. Rev. D **25**, 2394 (1982).
 - [2] S. Capstick and G. Karl, Phys. Rev. D **41**, 2767 (1990).
 - [3] K. Bermuth et al., Phys. Rev. D **37**, 89 (1988).
 - [4] H. Walliser and G. Holzwarth, Z. Phys. **A357**, 317 (1997).
 - [5] A. Silva et al., Nucl. Phys. **A675**, 637 (2000).
 - [6] L. Amoreira, P. Alberto, and M. Fiolhais, Phys. Rev. C **62**, 045202 (2000).
 - [7] A. J. Buchmann et al., Phys. Rev. C **58**, 2478 (1998).
 - [8] W. Brooks, Nucl. Phys. **A663**, 1077 (2000).
 - [9] G. Blanpied et al., Phys. Rev. C **64**, 025203 (2000).
 - [10] R. Beck et al., Phys. Rev. C **61**, 035204 (2001).
 - [11] G. Gellas et al., Phys. Rev. D **60**, 054022 (1999).
 - [12] D. Drechsel et al., Nucl. Phys. **A645**, 145 (1999); <http://www.kph.uni-mainz.de/MAID/>
 - [13] T. Sato and T.S.H. Lee, Phys. Rev. C **63**, 055201 (2001).
 - [14] S. S. Kamalov et al., Phys. Rev. C **64**, 033201(R) (2001).
 - [15] A. S. Raskin and T. W. Donnelly, Ann. Phys. **191**, 78 (1989).
 - [16] V. V. Frolov et al., Phys. Rev. Lett. **82**, 45 (1999).
 - [17] L. Tiator et al., nucl-th/0012046.
 - [18] C. Mertz et al., Phys. Rev. Lett. **86**, 2963 (2001).
 - [19] M. Warns et al., Z. Phys. **C45**, 627 (1990).
 - [20] I. G. Aznauryan, Z. Phys. **A346**, 297 (1993).
 - [21] F. Kalleicher et al., Z. Phys. **A359**, 201 (1997).
 - [22] T. Pospischil et al., Phys. Rev. Lett. **86**, 2959 (2001).