

STUDY OF CHARMONIUM PRODUCTION AND ELECTROWEAK PENGUINS WITH BABAR

Vuko Brigljević

*Lawrence Livermore National Laboratory, 7000 East Ave,
 Livermore CA 94550, USA*

representing the BABAR Collaboration

We report measurements of charmonium resonances (J/ψ , $\psi(2S)$, χ_{c1}) using about 25 fb^{-1} of data collected by the BABAR detector around the $\Upsilon(4S)$ resonance. We present measurements of inclusive charmonium production of charmonium in B decays and from the continuum, as well as exclusive branching ratios of B mesons into charmonium final states. We present also a measurement of the $B^0 \rightarrow K^{0*}\gamma$ branching ratio and a search for the decay $B^0 \rightarrow \gamma\gamma$.

1 Introduction

We present measurements of charmonium production and processes involving electroweak penguins in e^+e^- collisions at the $\Upsilon(4S)$ resonance, using data taken by the BABAR detector¹ at the PEP-II B factory in 1999 and 2000, which consist of 20.7 fb^{-1} accumulated at the $\Upsilon(4S)$ resonance, and 2.6 fb^{-1} taken off-resonance at an energy 0.04 GeV below the peak. This sample corresponds to $22.7 \cdot 10^6 \Upsilon(4S) \rightarrow B\bar{B}$ decays.

2 Charmonium production

We reconstruct decays of the charmonium resonances J/ψ , $\psi(2S)$ and χ_{c1} . We reconstruct J/ψ and $\psi(2S)$ through their decay into two electrons or two muons; $\psi(2S)$ is also reconstructed through the decay $J/\psi\pi^+\pi^-$, while χ_{c1} is reconstructed through the decay into $J/\psi\gamma$. As examples, the signals for the decays $J/\psi \rightarrow e^+e^-$, $\chi_{c1} \rightarrow J/\psi\gamma$ ($J/\psi \rightarrow \mu^+\mu^-$) and $\psi(2S) \rightarrow J/\psi\pi^+\pi^-$ ($J/\psi \rightarrow e^+e^-$) are shown in Fig. 1.

2.1 Inclusive Charmonium studies

Charmonium mesons may be produced: a) as a product of a B meson decay; b) as a direct product of the decay of $\Upsilon(4S)$; c) in the fragmentation process of a continuum $e^+e^- \rightarrow q\bar{q}$ event (prompt production); d) through Initial State Radiation (ISR).

We isolate charmonium mesons from B decays by looking at $B\bar{B}$ -like events and by requiring the charmonium momentum in the center of mass frame, p^* , to be below the kinematic limit for B decays, less than $2 \text{ GeV}/c$ for J/ψ and less than $1.6 \text{ GeV}/c$ for $\psi(2S)$. Results for inclusive branching ratios of B mesons into charmonium mesons are listed in Table 1.

We measure the J/ψ polarization by fitting the helicity distribution. The helicity angle, Θ_H , is the angle, measured in the J/ψ rest frame, between the positively charged lepton and the

Meson	$\mu\mu/ee$	$\mathcal{B}(B \rightarrow \text{Meson } X) [\%]$
J/ψ	0.995 ± 0.036	$1.044 \pm 0.013 \pm 0.028$
J/ψ direct	0.999 ± 0.045	$0.789 \pm 0.010 \pm 0.034$
$\psi(2S)$	0.93 ± 0.15	$0.275 \pm 0.020 \pm 0.029$
χ_{c1}	1.09 ± 0.21	$0.378 \pm 0.034 \pm 0.026$
χ_{c1} direct	1.11 ± 0.23	$0.353 \pm 0.034 \pm 0.024$
χ_{c2}	0.78 ± 0.68	$0.137 \pm 0.058 \pm 0.012$
χ_{c2} limit		< 0.21 at 90% C.L.

Table 1: Inclusive Branching Ratios of B mesons into charmonium mesons.

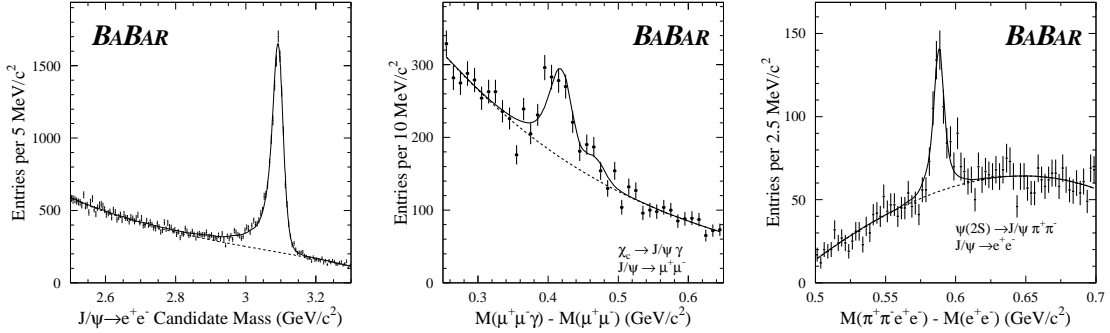


Figure 1: Charmonium signals, from left to right: $M(e^+e^-)$ for $J/\psi \rightarrow e^+e^-$ candidates, $M(\mu^+\mu^-\gamma) - M(\mu^+\mu^-)$ for $\chi_{c1} \rightarrow J/\psi(\mu\mu)\gamma$ candidates and $M(\pi^+\pi^-e^+e^-) - M(e^+e^-)$ for $\psi(2S) \rightarrow J/\psi(e^+e^-)\pi^+\pi^-$ candidates.

J/ψ flight direction in the B meson rest frame^a. The distribution of $u = \cos \Theta_H$ can be written in terms of a polarization parameter α : $h(u) = 3(1 + \alpha u^2)/[2(\alpha + 3)]$, where $\alpha = 0$ indicates the distribution is unpolarized, $\alpha = 1$ is transversely polarized and $\alpha = -1$ is longitudinally polarized. We find $\alpha = -0.424 \pm 0.023$ for J/ψ mesons from B decays.

The J/ψ production in the continuum is of particular interest due to the possible contribution of $c\bar{c}$ pairs created in a color octet state, which would enhance prompt J/ψ production^{2,3}. To eliminate background from $B \rightarrow J/\psi X$ in the on-peak data sample, we require the J/ψ momentum in the $\Upsilon(4S)$ rest frame to be greater than 2 GeV/c. To suppress ISR production of J/ψ and $\psi(2S)$ and two photon production of χ_{c2} , we require at least 3 quality tracks with $0.41 < \theta < 2.54$, the visible energy of the event be greater than 5 GeV and the ratio of the second to the zeroth Fox-Wolfram moment, R_2 , to be smaller than 0.5. We then study the production and decay properties of these prompt J/ψ mesons. The distribution of the signal in $\cos \Theta^*$ has been extracted and fit with $1 + A \cos^2 \Theta^*$. Color octet and color singlet models have very different predictions for the value of A : at high p^* values, color octet models predict $0.6 < A < 1.0$ while the color singlet model predicts $A \approx -0.8$ ⁴. We measure $A = 1.5 \pm 0.6$ for $p^* > 3.5$ GeV/c, clearly favoring the presence of color octet contributions. We also measure the polarization for prompt J/ψ to be $\alpha = -0.73 \pm 0.09$.

2.2 Exclusive Charmonium decays

We look for candidate B mesons by combining the reconstructed charmonium mesons with light meson candidates. Two kinematic variables are used to isolate the B meson signal: the difference ΔE between the reconstructed energy of the candidate and the beam energy in the $\Upsilon(4S)$ rest

^aThe B meson rest frame is approximated by the $\Upsilon(4S)$ rest frame.

Channel	BF / 10^{-4}
$B^0 \rightarrow J/\psi K^0$	$8.5 \pm 0.5 \pm 0.6$
$K_S^0 \rightarrow \pi^+\pi^-$	$9.6 \pm 1.5 \pm 0.7$
$K_S^0 \rightarrow \pi^0\pi^0$	$6.8 \pm 0.8 \pm 0.8$
K_L^0	$8.3 \pm 0.4 \pm 0.5$
All	$10.1 \pm 0.3 \pm 0.5$
$B^+ \rightarrow J/\psi K^+$	$0.20 \pm 0.06 \pm 0.02$
$B^0 \rightarrow J/\psi \pi^0$	$12.4 \pm 0.5 \pm 0.9$
$B^0 \rightarrow J/\psi K^{*0}$	$13.7 \pm 0.9 \pm 1.1$
$B^+ \rightarrow J/\psi K^{*+}$	$6.9 \pm 1.1 \pm 1.1$
$B^0 \rightarrow \psi(2S)K^0$	$6.4 \pm 0.5 \pm 0.8$
$B^+ \rightarrow \psi(2S)K^+$	$5.4 \pm 1.4 \pm 1.1$
$B^0 \rightarrow \chi_{c1}K^0$	$7.5 \pm 0.8 \pm 0.8$
$B^+ \rightarrow \chi_{c1}K^+$	$4.8 \pm 1.4 \pm 0.9$
$B^0 \rightarrow \chi_{c1}K^{*0}$	

Table 2: Measured branching fractions for exclusive decays of B mesons involving charmonium. The first error is statistical and the second systematic.

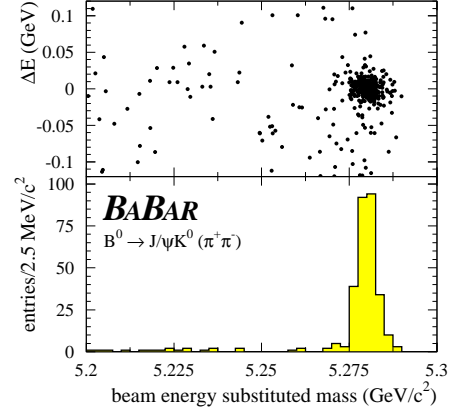


Figure 2: Energy difference ΔE vs energy substituted mass m_{ES} for the golden CP channel $B^0 \rightarrow J/\psi K_S^0(\pi^+\pi^-)$.

frame, and the beam energy substituted mass m_{ES} , defined as $m_{ES} = \sqrt{E_{beam}^{*2} - p_B^{*2}}$, where p_B^* is the momentum of the reconstructed B candidate in the $\Upsilon(4S)$ rest frame. We determine branching fractions for 14 exclusive B meson charmonium decay modes⁶, listed in Table 2. We report, in particular, the first observation of the decay $B^0 \rightarrow \chi_{c1}K^{*0} (\rightarrow K^+\pi^-)$.

3 Electroweak Penguins

Electroweak penguins could be particularly sensitive to the presence of new physics and they could be low energy probes of new phenomena at a much higher energy scale. We present in the following the measurement of the decay $B \rightarrow K^*\gamma$ and a search for the decay $B^0 \rightarrow \gamma\gamma$.

3.1 Decay $B \rightarrow K^*\gamma$

The decay $B \rightarrow K^*\gamma$ proceeds by the electroweak penguin transition $b \rightarrow s\gamma$. We reconstruct this decay in the mode $K^* \rightarrow K^+\pi^-$. The radiative photon candidate is found by looking for a cluster in the electromagnetic calorimeter consistent with a photon shower and with an energy between 1.5 and 4.5 GeV in the laboratory, and 2.30 and 2.85 GeV in the center of mass frame. The K^+ and π^- candidates are identified thanks to the DIRC, an internally-reflecting ring-imaging Cherenkov detector (DIRC), requiring that the cone of light must be consistent with the pion or kaon hypothesis, which leads in a correct K/π assignment in 97% of the cases.

The main background is from continuum $q\bar{q}$ production with the high-energy photon originating from initial state radiation or from π^0 or η decays. We exploit event topology differences between signal and background to reduce the continuum contribution. The first variable used to achieve that is $|\cos \Theta_T^*|$, where Θ_T^* is the angle, measured in the center of mass frame, between the photon candidate and the thrust vector of the event excluding the B daughter candidates. While the distribution of $|\cos \Theta_T^*|$ is flat between 0 and 1 for the signal, it is peaked at 1 for the continuum background. Thus, we require $|\cos \Theta_T^*| < 0.8$. We further suppress backgrounds using the angle of the B candidate's direction with respect to the beam axis, Θ_B^* , and the helicity angle of the K^* decay, Θ_H^* , defined as the angle between the K^\pm momentum vector computed in the rest frame of the K^* and the K^* momentum vector in the parent B meson rest frame. This distribution follows a $\sin^2 \Theta_H^*$ distribution for signal and is approximately flat for $q\bar{q}$ background. The same is true for the B candidate direction with respect to the beam axis. We

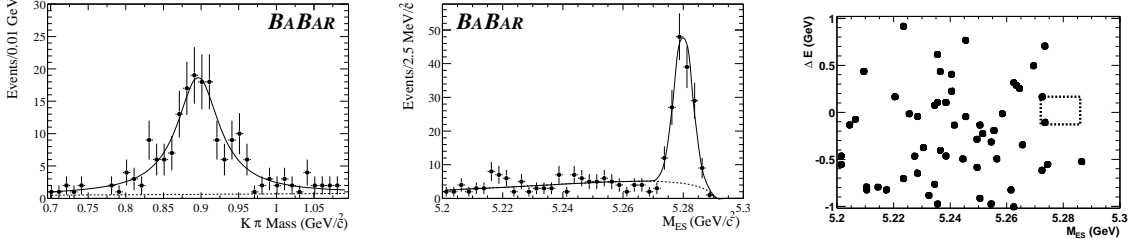


Figure 3: The first two plots, from left to right, show the $K\pi$ mass and the energy substituted mass for $B \rightarrow K^*\gamma$ candidates; the third plot shows ΔE and m_{ES} for the $B^0 \rightarrow \gamma\gamma$ candidates.

require $|\cos \Theta_B^*| < 0.80$ and $|\cos \Theta_H^*| < 0.75$. The signal is shown in Fig. 3. We find a yield of 139 ± 13 events and we derive the branching fraction $\mathcal{B}(B^0 \rightarrow K^*\gamma) = (4.39 \pm 0.41 \pm 0.27) \cdot 10^{-5}$.

This sample is used to search for CP violating charge asymmetries by constructing $A_{CP} = [(\bar{B} \rightarrow \bar{K}^*\gamma) - (B \rightarrow K^*\gamma)] / [(\bar{B} \rightarrow \bar{K}^*\gamma) + (B \rightarrow K^*\gamma)]$. The flavour of the underlying b quark is tagged by the charge of the K^\pm in the decay. We constrain $A_{CP} = -0.035 \pm 0.094 \pm 0.022$.

3.2 Decay $B^0 \rightarrow \gamma\gamma$

In the Standard Model, the decay $B^0 \rightarrow \gamma\gamma$ proceeds via a second order weak transition including gluonic penguins, followed by annihilation. Standard Model predictions for the branching fraction of these effective flavor-changing neutral current processes range from 0.1 to $2.3 \cdot 10^{-8}$ ⁸. Physics beyond the Standard Model could enhance this branching ratio by as much as two orders of magnitude⁹. To look for this decay, we look for events with two isolated photon candidates with energies consistent with photons coming from the decay $B \rightarrow \gamma\gamma$. As for the $B \rightarrow K^*\gamma$ mode, the main backgrounds are continuum events, and we use similar requirements to eliminate the background⁷. For the purpose of determining number of events and efficiencies, a rectangular signal region in the $(m_{ES}, \Delta E)$ plane is defined. Its size is determined by the ΔE and m_{ES} resolution. The overall efficiency for $B^0 \rightarrow \gamma\gamma$ events, as determined from Monte Carlo simulation, is $(10.7 \pm 0.2)\%$. We find one event in the signal box, with an expected background of $0.9^{+0.4}_{-0.3}$ events. We choose to quote a conservative upper limit on the branching fraction, assuming that the observed event is signal, and set the limit $\mathcal{B}(B^0 \rightarrow \gamma\gamma) < 2.4 \cdot 10^{-6}$ at the 90% confidence level. This improves the previous limit¹⁰ by a factor twenty.

References

1. BABAR collaboration, B. Aubert *et al.*, hep-ex/0105044, to be published in Nucl. Inst. and Methods
2. F. Yuan, C.-F. Qiao and K.-T. Chao, *Phys. Rev. D* **56**, 321 (1997).
3. G.A. Schuler, *Eur. Phys. Jour. C* **8**, 273 (1999).
4. E. Braaten, and Y.-Q. Chen, *Phys. Rev. Lett.* **76**, 730 (1996).
5. BABAR Collaboration, B. Aubert *et al.*, hep-ex/0106044, submitted to *Phys. Rev. Lett.*
6. BABAR Collaboration, B. Aubert *et al.*, hep-ex/0107025, submitted to *Phys. Rev. D*.
7. BABAR Collaboration, B. Aubert *et al.*, hep-ex/0107068, submitted to *Phys. Rev. Lett.*
8. G. G. Devidze and G. R. Jibuti, *Phys. Lett. B* **429**, 48 (1998).
9. T. M. Aliev and G. Turan *Phys. Rev. D* **48**, 1176 (1993).
10. L3 Collaboration, M. Acciarri *et al.*, *Phys. Lett. B* **363**, 137 (1995).