

## Study of semi-inclusive production of $\eta'$ mesons in $B$ decays

The BABAR Collaboration

October 31, 2001

### Abstract

We report a measurement of the rate for  $B \rightarrow \eta' X_s$  transitions where the  $\eta'$  meson has center-of-mass momentum in the range 2.0 to 2.7 GeV/c and  $X_s$  represents a system comprising a kaon and up to four pions. Our study is based on 22.2 million  $B\bar{B}$  pairs collected at the  $\Upsilon(4S)$  with the BABAR detector at the Stanford Linear Accelerator Center. We find  $\mathcal{B}(B \rightarrow \eta' X_s) = (6.8^{+0.7}_{-1.7}(\text{stat}) \pm 1.0(\text{syst})^{+0.0}_{-0.5}(\text{bkg})) \times 10^{-4}$  assuming that the signal is due to  $b \rightarrow sg^*$  transitions.

Submitted to the 9<sup>th</sup> International Symposium on Heavy Flavor Physics  
9/10—9/13/2001, Pasadena, CA, USA

---

*Stanford Linear Accelerator Center, Stanford University, Stanford, CA 94309*

Work supported in part by Department of Energy contract DE-AC03-76SF00515.

The BABAR Collaboration,

B. Aubert, D. Boutigny, J.-M. Gaillard, A. Hicheur, Y. Karyotakis, J. P. Lees, P. Robbe, V. Tisserand  
*Laboratoire de Physique des Particules, F-74941 Annecy-le-Vieux, France*

A. Palano, A. Pompili  
*Università di Bari, Dipartimento di Fisica and INFN, I-70126 Bari, Italy*

G. P. Chen, J. C. Chen, N. D. Qi, G. Rong, P. Wang, Y. S. Zhu  
*Institute of High Energy Physics, Beijing 100039, China*

G. Eigen, B. Stugu  
*University of Bergen, Inst. of Physics, N-5007 Bergen, Norway*

G. S. Abrams, A. W. Borgland, A. B. Breon, D. N. Brown, J. Button-Shafer, R. N. Cahn, A. R. Clark,  
M. S. Gill, A. V. Gritsan, Y. Groysman, R. G. Jacobsen, R. W. Kadel, J. Kadyk, L. T. Kerth,  
Yu. G. Kolomensky, J. F. Kral, C. LeClerc, M. E. Levi, G. Lynch, P. J. Oddone, A. Perazzo, M. Pripstein,  
N. A. Roe, A. Romosan, M. T. Ronan, V. G. Shelkov, A. V. Telnov, W. A. Wenzel  
*Lawrence Berkeley National Laboratory and University of California, Berkeley, CA 94720, USA*

P. G. Bright-Thomas, T. J. Harrison, C. M. Hawkes, D. J. Knowles, S. W. O'Neale, R. C. Penny,  
A. T. Watson, N. K. Watson  
*University of Birmingham, Birmingham, B15 2TT, United Kingdom*

T. Deppermann, K. Goetzen, H. Koch, M. Kunze, B. Lewandowski, K. Peters, H. Schmuecker, M. Steinke  
*Ruhr Universität Bochum, Institut für Experimentalphysik 1, D-44780 Bochum, Germany*

J. C. Andress, N. R. Barlow, W. Bhimji, N. Chevalier, P. J. Clark, W. N. Cottingham, N. De Groot,<sup>1</sup>  
N. Dyce, B. Foster, J. D. McFall, D. Wallom, F. F. Wilson  
*University of Bristol, Bristol BS8 1TL, United Kingdom*

K. Abe, C. Hearty, T. S. Mattison, J. A. McKenna, D. Thiessen  
*University of British Columbia, Vancouver, BC, Canada V6T 1Z1*

S. Jolly, A. K. McKemey, J. Tinslay  
*Brunel University, Uxbridge, Middlesex UB8 3PH, United Kingdom*

V. E. Blinov, A. D. Bukin, D. A. Bukin, A. R. Buzykaev, V. B. Golubev, V. N. Ivanchenko, A. A. Korol,  
E. A. Kravchenko, A. P. Onuchin, A. A. Salnikov, S. I. Serednyakov, Yu. I. Skovpen, V. I. Telnov,  
A. N. Yushkov  
*Budker Institute of Nuclear Physics, Novosibirsk 630090, Russia*

D. Best, A. J. Lankford, M. Mandelkern, S. McMahon, D. P. Stoker  
*University of California at Irvine, Irvine, CA 92697, USA*

A. Ahsan, K. Arisaka, C. Buchanan, S. Chun  
*University of California at Los Angeles, Los Angeles, CA 90024, USA*

---

<sup>1</sup>Also with Rutherford Appleton Laboratory, Chilton, Didcot, Oxon, OX11 0QX, United Kingdom

J. G. Branson, D. B. MacFarlane, S. Prell, Sh. Rahatlou, G. Raven, V. Sharma  
*University of California at San Diego, La Jolla, CA 92093, USA*

C. Campagnari, B. Dahmes, P. A. Hart, N. Kuznetsova, S. L. Levy, O. Long, A. Lu, J. D. Richman,  
W. Verkerke, M. Witherell, S. Yellin  
*University of California at Santa Barbara, Santa Barbara, CA 93106, USA*

J. Beringer, D. E. Dorfan, A. M. Eisner, A. A. Grillo, M. Grothe, C. A. Heusch, R. P. Johnson,  
W. S. Lockman, T. Pulliam, H. Sadrozinski, T. Schalk, R. E. Schmitz, B. A. Schumm, A. Seiden, M. Turri,  
W. Walkowiak, D. C. Williams, M. G. Wilson  
*University of California at Santa Cruz, Institute for Particle Physics, Santa Cruz, CA 95064, USA*

E. Chen, G. P. Dubois-Felsmann, A. Dvoretzkii, D. G. Hitlin, S. Metzler, J. Oyang, F. C. Porter, A. Ryd,  
A. Samuel, M. Weaver, S. Yang, R. Y. Zhu  
*California Institute of Technology, Pasadena, CA 91125, USA*

S. Devmal, T. L. Geld, S. Jayatilleke, G. Mancinelli, B. T. Meadows, M. D. Sokoloff  
*University of Cincinnati, Cincinnati, OH 45221, USA*

T. Barillari, P. Bloom, M. O. Dima, S. Fahey, W. T. Ford, D. R. Johnson, U. Nauenberg, A. Olivas,  
P. Rankin, J. Roy, S. Sen, J. G. Smith, W. C. van Hoek, D. L. Wagner  
*University of Colorado, Boulder, CO 80309, USA*

J. Blouw, J. L. Harton, M. Krishnamurthy, A. Soffer, W. H. Toki, R. J. Wilson, J. Zhang  
*Colorado State University, Fort Collins, CO 80523, USA*

R. Aleksan, G. De Domenico, A. de Lesquen, S. Emery, A. Gaidot, S. F. Ganzhur, P.-F. Giraud, G. Hamel  
de Monchenault, W. Kozanecki, M. Langer, G. W. London, B. Mayer, B. Serfass, G. Vasseur, Ch. Yèche,  
M. Zito  
*DAPNIA, Commissariat à l'Energie Atomique/Saclay, F-91191 Gif-sur-Yvette, France*

T. Brandt, J. Brose, T. Colberg, M. Dickopp, R. S. Dubitzky, A. Hauke, E. Maly, R. Müller-Pfefferkorn,  
S. Otto, K. R. Schubert, R. Schwierz, B. Spaan, L. Wilden  
*Technische Universität Dresden, Institut für Kern- und Teilchenphysik, D-01062, Dresden, Germany*

D. Bernard, G. R. Bonneaud, F. Brochard, J. Cohen-Tanugi, S. Ferrag, E. Roussot, S. T'Jampens,  
Ch. Thiebaux, G. Vasileiadis, M. Verderi  
*Ecole Polytechnique, F-91128 Palaiseau, France*

A. Anjomshoaa, R. Bernet, A. Khan, D. Lavin, F. Muheim, S. Playfer, J. E. Swain  
*University of Edinburgh, Edinburgh EH9 3JZ, United Kingdom*

M. Falbo  
*Elon University, Elon University, NC 27244-2010, USA*

C. Borean, C. Bozzi, S. Dittongo, L. Piemontese  
*Università di Ferrara, Dipartimento di Fisica and INFN, I-44100 Ferrara, Italy*

E. Treadwell  
*Florida A&M University, Tallahassee, FL 32307, USA*

F. Anulli,<sup>2</sup> R. Baldini-Ferrolì, A. Calcaterra, R. de Sangro, D. Falciari, G. Finocchiaro, P. Patteri,  
I. M. Peruzzi,<sup>3</sup> M. Piccolo, Y. Xie, A. Zallo

*Laboratori Nazionali di Frascati dell'INFN, I-00044 Frascati, Italy*

S. Bagnasco, A. Buzzo, R. Contri, G. Crosetti, M. Lo Vetere, M. Macri, M. R. Monge, S. Passaggio,  
F. C. Pastore, C. Patrignani, M. G. Pia, E. Robutti, A. Santroni, S. Tosi

*Università di Genova, Dipartimento di Fisica and INFN, I-16146 Genova, Italy*

M. Morii

*Harvard University, Cambridge, MA 02138, USA*

R. Bartoldus, R. Hamilton, U. Mallik

*University of Iowa, Iowa City, IA 52242, USA*

J. Cochran, H. B. Crawley, P.-A. Fischer, J. Lamsa, W. T. Meyer, E. I. Rosenberg

*Iowa State University, Ames, IA 50011-3160, USA*

G. Grosdidier, C. Hast, A. Höcker, H. M. Lacker, S. Laplace, V. Lepeltier, A. M. Lutz, S. Plaszczynski,  
M. H. Schune, S. Trincaz-Duvoid, G. Wormser

*Laboratoire de l'Accélérateur Linéaire, F-91898 Orsay, France*

R. M. Bionta, V. Brigljević, D. J. Lange, M. Mugge, K. van Bibber, D. M. Wright

*Lawrence Livermore National Laboratory, Livermore, CA 94550, USA*

M. Carroll, J. R. Fry, E. Gabathuler, R. Gamet, M. George, M. Kay, D. J. Payne, R. J. Sloane,  
C. Touramanis

*University of Liverpool, Liverpool L69 3BX, United Kingdom*

M. L. Aspinwall, D. A. Bowerman, P. D. Dauncey, U. Egede, I. Eschrich, N. J. W. Gunawardane,  
J. A. Nash, P. Sanders, D. Smith

*University of London, Imperial College, London, SW7 2BW, United Kingdom*

D. E. Azzopardi, J. J. Back, P. Dixon, P. F. Harrison, R. J. L. Potter, H. W. Shorthouse, P. Strother,  
P. B. Vidal, M. I. Williams

*Queen Mary, University of London, E1 4NS, United Kingdom*

G. Cowan, S. George, M. G. Green, A. Kurup, C. E. Marker, P. McGrath, T. R. McMahon, S. Ricciardi,  
F. Salvatore, I. Scott, G. Vaitsas

*University of London, Royal Holloway and Bedford New College, Egham, Surrey TW20 0EX, United Kingdom*

D. Brown, C. L. Davis

*University of Louisville, Louisville, KY 40292, USA*

J. Allison, R. J. Barlow, J. T. Boyd, A. C. Forti, J. Fullwood, F. Jackson, G. D. Lafferty, N. Savvas,  
E. T. Simopoulos, J. H. Weatherall

*University of Manchester, Manchester M13 9PL, United Kingdom*

---

<sup>2</sup>Also with Università di Perugia, I-06100 Perugia, Italy

<sup>3</sup>Also with Università di Perugia, I-06100 Perugia, Italy

A. Farbin, A. Jawahery, V. Lillard, J. Olsen, D. A. Roberts, J. R. Schieck  
*University of Maryland, College Park, MD 20742, USA*

G. Blaylock, C. Dallapiccola, K. T. Flood, S. S. Hertzbach, R. Kofler, V. G. Koptchev, T. B. Moore,  
H. Staengle, S. Willocq  
*University of Massachusetts, Amherst, MA 01003, USA*

B. Brau, R. Cowan, G. Sciolla, F. Taylor, R. K. Yamamoto  
*Massachusetts Institute of Technology, Laboratory for Nuclear Science, Cambridge, MA 02139, USA*

M. Milek, P. M. Patel  
*McGill University, Montréal, QC, Canada H3A 2T8*

F. Palombo  
*Università di Milano, Dipartimento di Fisica and INFN, I-20133 Milano, Italy*

J. M. Bauer, L. Cremaldi, V. Eschenburg, R. Kroeger, J. Reidy, D. A. Sanders, D. J. Summers  
*University of Mississippi, University, MS 38677, USA*

J. P. Martin, J. Y. Nief, R. Seitz, P. Taras, V. Zacek  
*Université de Montréal, Laboratoire René J. A. Lévesque, Montréal, QC, Canada H3C 3J7*

H. Nicholson, C. S. Sutton  
*Mount Holyoke College, South Hadley, MA 01075, USA*

N. Cavallo,<sup>4</sup> G. De Nardo, F. Fabozzi, C. Gatto, L. Lista, P. Paolucci, D. Piccolo, C. Sciacca  
*Università di Napoli Federico II, Dipartimento di Scienze Fisiche and INFN, I-80126, Napoli, Italy*

J. M. LoSecco  
*University of Notre Dame, Notre Dame, IN 46556, USA*

J. R. G. Alsmiller, T. A. Gabriel, T. Handler  
*Oak Ridge National Laboratory, Oak Ridge, TN 37831, USA*

J. Brau, R. Frey, M. Iwasaki, N. B. Sinev, D. Strom  
*University of Oregon, Eugene, OR 97403, USA*

F. Colecchia, F. Dal Corso, A. Dorigo, F. Galeazzi, M. Margoni, G. Michelon, M. Morandin, M. Posocco,  
M. Rotondo, F. Simonetto, R. Stroili, E. Torassa, C. Voci  
*Università di Padova, Dipartimento di Fisica and INFN, I-35131 Padova, Italy*

M. Benayoun, H. Briand, J. Chauveau, P. David, Ch. de la Vaissière, L. Del Buono, O. Hamon, F. Le  
Diberder, Ph. Leruste, J. OCARIZ, L. Roos, J. Stark, S. Versillé  
*Universités Paris VI et VII, Lab de Physique Nucléaire H. E., F-75252 Paris, France*

P. F. Manfredi, V. Re, V. Speziali  
*Università di Pavia, Dipartimento di Elettronica and INFN, I-27100 Pavia, Italy*

---

<sup>4</sup>Also with Università della Basilicata, I-85100 Potenza, Italy

E. D. Frank, L. Gladney, Q. H. Guo, J. Panetta  
*University of Pennsylvania, Philadelphia, PA 19104, USA*

C. Angelini, G. Batignani, S. Bettarini, M. Bondioli, M. Carpinelli, F. Forti, M. A. Giorgi, A. Lusiani,  
F. Martinez-Vidal, M. Morganti, N. Neri, E. Paoloni, M. Rama, G. Rizzo, F. Sandrelli, G. Simi,  
G. Triggiani, J. Walsh

*Università di Pisa, Scuola Normale Superiore and INFN, I-56010 Pisa, Italy*

M. Haire, D. Judd, K. Paick, L. Turnbull, D. E. Wagoner  
*Prairie View A&M University, Prairie View, TX 77446, USA*

J. Albert, P. Elmer, C. Lu, K. T. McDonald, V. Miftakov, S. F. Schaffner, A. J. S. Smith, A. Tumanov,  
E. W. Varnes

*Princeton University, Princeton, NJ 08544, USA*

G. Cavoto, D. del Re, R. Faccini,<sup>5</sup> F. Ferrarotto, F. Ferroni, E. Lamanna, E. Leonardi, M. A. Mazzoni,  
S. Morganti, G. Piredda, F. Safai Tehrani, M. Serra, C. Voena

*Università di Roma La Sapienza, Dipartimento di Fisica and INFN, I-00185 Roma, Italy*

S. Christ, R. Waldi  
*Universität Rostock, D-18051 Rostock, Germany*

T. Adye, B. Franek, N. I. Geddes, G. P. Gopal, S. M. Xella  
*Rutherford Appleton Laboratory, Chilton, Didcot, Oxon, OX11 0QX, United Kingdom*

N. Coptý, M. V. Purohit, H. Singh, F. X. Yumiceva  
*University of South Carolina, Columbia, SC 29208, USA*

I. Adam, P. L. Anthony, D. Aston, K. Baird, N. Berger, E. Bloom, A. M. Boyarski, F. Bulos, G. Calderini,  
M. R. Convery, D. P. Coupal, D. H. Coward, J. Dorfan, W. Dunwoodie, R. C. Field, T. Glanzman,  
G. L. Godfrey, S. J. Gowdy, P. Grosso, T. Haas, T. Himel, T. Hryn'ova, M. E. Huffer, W. R. Innes,  
C. P. Jessop, M. H. Kelsey, P. Kim, M. L. Kocian, U. Langenegger, D. W. G. S. Leith, S. Luitz, V. Luth,  
H. L. Lynch, H. Marsiske, S. Menke, R. Messner, K. C. Moffeit, R. Mount, D. R. Muller, C. P. O'Grady,  
V. E. Ozcan, M. Perl, S. Petrak, H. Quinn, B. N. Ratcliff, S. H. Robertson, L. S. Rochester, A. Roodman,  
T. Schietinger, R. H. Schindler, J. Schwiening, V. V. Serbo, A. Snyder, A. Soha, S. M. Spanier, J. Stelzer,  
D. Su, M. K. Sullivan, H. A. Tanaka, J. Va'vra, S. R. Wagner, A. J. R. Weinstein, W. J. Wisniewski,  
D. H. Wright, C. C. Young

*Stanford Linear Accelerator Center, Stanford, CA 94309, USA*

P. R. Burchat, C. H. Cheng, D. Kirkby, T. I. Meyer, C. Roat  
*Stanford University, Stanford, CA 94305-4060, USA*

R. Henderson  
*TRIUMF, Vancouver, BC, Canada V6T 2A3*

W. Bugg, H. Cohn, A. W. Weidemann  
*University of Tennessee, Knoxville, TN 37996, USA*

---

<sup>5</sup>Also with University of California at San Diego, La Jolla, CA 92093, USA

J. M. Izen, I. Kitayama, X. C. Lou  
*University of Texas at Dallas, Richardson, TX 75083, USA*

F. Bianchi, M. Bona, D. Gamba, A. Smol  
*Università di Torino, Dipartimento di Fisica Sperimentale and INFN, I-10125 Torino, Italy*

L. Bosisio, G. Della Ricca, L. Lanceri, P. Poropat, G. Vuagnin  
*Università di Trieste, Dipartimento di Fisica and INFN, I-34127 Trieste, Italy*

R. S. Panvini  
*Vanderbilt University, Nashville, TN 37235, USA*

C. M. Brown, P. D. Jackson, R. Kowalewski, J. M. Roney  
*University of Victoria, Victoria, BC, Canada V8W 3P6*

H. R. Band, E. Charles, S. Dasu, F. Di Lodovico, A. M. Eichenbaum, H. Hu, J. R. Johnson, R. Liu,  
Y. Pan, R. Prepost, I. J. Scott, S. J. Sekula, J. H. von Wimmersperg-Toeller, S. L. Wu, Z. Yu  
*University of Wisconsin, Madison, WI 53706, USA*

T. M. B. Kordich, H. Neal  
*Yale University, New Haven, CT 06511, USA*

# 1 Introduction

The study of  $B$  decay modes involving gluonic penguin transitions  $b \rightarrow sg^*$  is important both for obtaining a better understanding of the mechanisms contributing to  $B$  decays and as a sensitive place to search for direct  $CP$  violation effects. Exclusive modes such as  $B^+ \rightarrow \eta' K^+$  or  $B^0 \rightarrow K^+ \pi^-$  are expected to be dominated by penguin amplitudes [1] and may show direct  $CP$ -violating charge asymmetries [2]. The study of a collection of decay modes  $B \rightarrow \eta' X_s$ , where  $X_s$  denotes a set of decay particles containing an  $s$  quark, is another attractive method for obtaining inclusive information about  $b \rightarrow sg^*$  transitions.

In this paper, we report an application of this last approach to obtain a semi-inclusive measurement of the rate for  $B \rightarrow \eta' X_s$  for center-of-mass momentum  $p_{\eta'}^*$  of the  $\eta'$  ranging from 2.0 to 2.7 GeV/ $c$ . In this high momentum interval,  $\eta'$  production from  $b \rightarrow c \rightarrow \eta'$  cascades, such as  $B \rightarrow D_s X$  with  $D_s \rightarrow \eta' X$ ,  $B \rightarrow D^+ X$  with  $D^+ \rightarrow \eta' X$ ,  $B \rightarrow D^0 X$  with  $D^0 \rightarrow \eta' X$ ,  $B \rightarrow \Lambda_c X$  with  $\Lambda_c \rightarrow \eta' X$ , is suppressed, although it is important to note that other  $B$  decay processes, such as  $b \rightarrow u$  decays ( $B \rightarrow \eta' \pi, \eta' \rho, \eta' a_1$ ) and internal spectator  $b \rightarrow c$  decays ( $\bar{B}^0 \rightarrow \eta' D^{0(*)}$ ) may still contribute. Figure 1 shows the momentum distribution for the relevant processes. The various contributions can be distinguished by kaon identification and by examining the mass spectrum of the system recoiling against the  $\eta'$  ( $M(X_s)$ ). This is possible if the recoiling hadronic system is reconstructed with a semi-inclusive set of possible decay modes. CLEO used such a semi-inclusive reconstruction technique to obtain the branching fraction  $\mathcal{B}(B \rightarrow \eta' X_s) = (6.2 \pm 1.6(stat) \pm 1.3(syst)_{-1.5}^{+0.0}(bkg)) \times 10^{-4}$  for  $2.0 < p_{\eta'}^* < 2.7$  GeV/ $c$  [3]. This rate is large in comparison with available predictions [4]. Our analysis uses a similar technique, although with improved kaon identification and different Monte Carlo models.

## 2 The *BABAR* detector and dataset

The data used in this analysis were collected with the *BABAR* detector [5] at the PEP-II storage ring [6] located at the Stanford Linear Accelerator Center. The study presented here is based on an integrated luminosity of  $20.2 \text{ fb}^{-1}$  corresponding to a sample of 22.2 million  $B\bar{B}$  pairs at the  $\Upsilon(4S)$  resonance (on-resonance) and  $2.6 \text{ fb}^{-1}$  collected with center of mass energy 40 MeV below this resonance (off-resonance).

The asymmetric beam configuration in the laboratory frame provides a boost to the  $\Upsilon(4S)$  increasing the momentum range of the  $B$ -meson decay products up to 4.3 GeV/ $c$ . Charged particles are detected and their momenta are measured by a combination of a silicon vertex tracker consisting of five double-sided layers and a 40-layer drift chamber, both operating in a 1.5-T solenoidal magnetic field. Photons and electrons are detected by a CsI(Tl) electromagnetic calorimeter, which provides excellent angular and energy resolution with high efficiency for energies above 20 MeV.

Charged particle identification is provided by measurements of the average energy loss  $dE/dx$  in the tracking devices and the Cherenkov angle in the detector for internally reflected Cherenkov light (DIRC). The Cherenkov angle determination provides  $K$ - $\pi$  separation of better than  $4\sigma$  below 3 GeV/ $c$  and  $2.5\sigma$  for the highest momenta.

## 3 Event selection

In order to select  $B\bar{B}$  events, we use the following requirements:



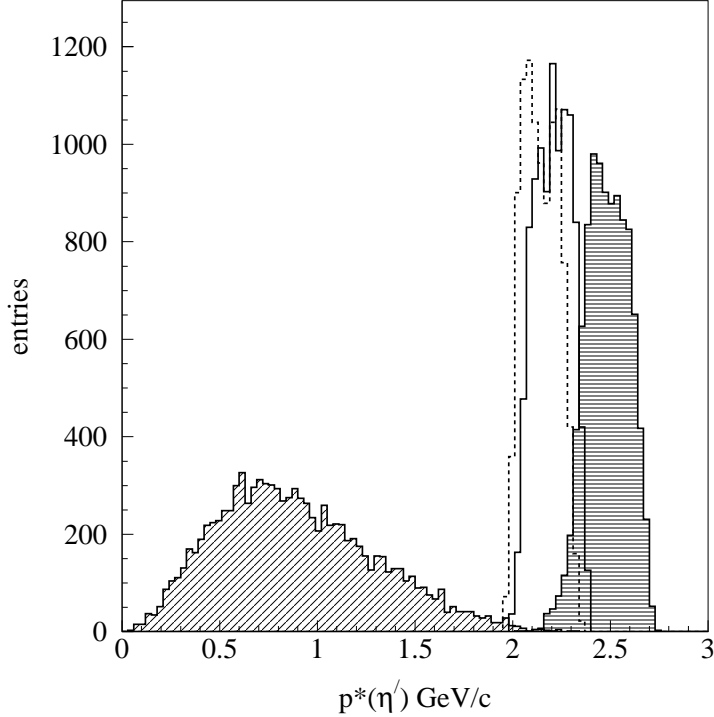


Figure 1: Distribution of  $p_{\eta'}^*$  from Monte Carlo simulation of various  $b \rightarrow sq\bar{q}$  processes, such as  $B \rightarrow \eta'K, \eta'K^*$  (horizontally hatched histogram),  $\eta'$  from a mixture of  $B\bar{B}$  sources dominated by  $b \rightarrow c$  cascade contributions (diagonally hatched histogram),  $\eta'D^0$  (open histogram) and  $\eta'D^{*0}$  (dashed histogram) samples.

- There must be at least four charged tracks per event, in order to suppress low multiplicity events such as  $e^+e^- \rightarrow e^+e^-, \mu^+\mu^-, \tau^+\tau^-$ .
- $R_2$ , the ratio of the second to the zeroth Fox-Wolfram moment [7], must be less than 0.5. The distribution of this variable, which varies from 0 to 1, is peaked at low values for spherical  $B\bar{B}$  events while it is broader and shifted toward intermediate values for  $e^+e^- \rightarrow q\bar{q}$  events ( $q = u, d, s, c$ ).
- The total energy of charged and neutral particles is required to be at least 5 GeV and below 15 GeV. Events having a significant missing energy due to neutrinos, such as  $\tau^+\tau^-$  events where one  $\tau$  decay to a higher multiplicity hadronic mode, such as  $\tau \rightarrow \pi\pi\pi\nu_\tau$ , are highly suppressed by this cut.

The efficiency of this selection is  $(98 \pm 1)\%$  for  $B\bar{B}$  Monte Carlo events.

## 4 Semi-inclusive analysis

We form combinations of a charged kaon or a  $K_S^0$ , an  $\eta'$  and as many as four pions of which at most one is a  $\pi^0$ . Sixteen decay modes and their charge conjugates are considered:

$$\begin{aligned}
B^\pm &\rightarrow \eta' K^\pm (+\pi^0 (+\pi^+ \pi^-)) \\
B^0/\bar{B}^0 &\rightarrow \eta' K_s^0 (+\pi^0 (+\pi^+ \pi^-)) \\
B^\pm &\rightarrow \eta' K_s^0 \pi^\pm (+\pi^0 (+\pi^+ \pi^-)) \\
B^0/\bar{B}^0 &\rightarrow \eta' K^\pm \pi^\mp (+\pi^0 (+\pi^+ \pi^-))
\end{aligned}$$

The  $\eta'$  is reconstructed in the  $\eta\pi^+\pi^-$  channel, from  $\eta \rightarrow \gamma\gamma$  candidates only. We require a minimum energy of 50 MeV for photons from  $\eta \rightarrow \gamma\gamma$ . Photons are rejected if they are consistent with originating from a  $\pi^0$  having an energy above 200 MeV. Candidates with invariant mass within  $3\sigma$  of the  $\eta$  mass are kinematically fitted to the nominal  $\eta$  mass and then combined with two charged tracks to form an  $\eta'$  candidate.

To identify the  $s$  quark in the  $X_s$  system, we select events either with a track consistent with a charged kaon or with a reconstructed  $K_s^0$  in the  $\pi^+\pi^-$  channel. The charged kaon selection has been optimized to reduce background from  $B \rightarrow \eta'\pi$ ,  $\eta'\rho$ , and  $\eta'a_1$  decays without losing too much efficiency for the signal. For the  $K_s^0$ , we consider the two-dimensional angle  $\alpha$  between the momentum of the  $K_s^0$  candidate and the flight direction, which is peaked near zero for a true  $K_s^0$ . We require  $\alpha < 0.05$  rad. Selected  $K_s^0$  candidates with invariant mass within  $3\sigma$  of the  $K_s^0$  mass are kinematically fitted to the nominal  $K_s^0$  mass.

#### 4.1 $B$ candidate selection

Candidates for  $B \rightarrow \eta' X_s$  are reconstructed in the 16 modes listed above. They are required to be consistent with a  $B$  decay based on the energy substituted mass [5],

$$M_{ES} = \sqrt{(s/2 + \mathbf{p}_i \cdot \mathbf{p}_B)^2 / E_i^2 - \mathbf{p}_B^2}$$

and the energy difference

$$\Delta E = (E_i E_B - \mathbf{p}_i \cdot \mathbf{p}_B - s/2) / \sqrt{s}$$

where  $\sqrt{s}$  is the total  $e^+e^-$  center-of-mass energy. The initial-state four-momentum  $(E_i, \mathbf{p}_i)$  derived from the beam kinematics and the four-momentum  $(E_B, \mathbf{p}_B)$  of the reconstructed  $B$  candidate are all defined in the laboratory. The calculation of  $M_{ES}$  only involves the three-momenta of the decay products, and is therefore independent of the masses assigned to them. An additional variable, the cosine of the angle in the center of mass frame between the thrust axis of the  $B$  candidate and the thrust axis of the remainder of the event,  $\cos\theta_T$ , is used to remove continuum background. The selection criteria applied are the following:

- $M_{ES} > 5.265 \text{ GeV}/c^2$  and  $|\Delta E| < 0.1 \text{ GeV}$ , *i.e.*, consistent with the nominal  $B$  mass and known production energy; and
- $|\cos\theta_T| < 0.8$  to reduce the large continuum background, which is concentrated near  $\cos\theta_T = \pm 1$  while the expected signal is uniformly distributed in this variable.

For each event, we select only a single candidate in a given decay mode. The selected candidate is the one with the smallest  $\chi^2$  defined as  $\chi^2 = (M_{ES} - M_B(\text{PDG}))^2 / \sigma(M_B^2) + \Delta E^2 / \sigma(\Delta E^2)$ , where the widths  $\sigma(M_B^2)$  and  $\sigma(\Delta E^2)$  are obtained from Monte Carlo simulation.

## 4.2 Determination of the $X_s$ mass spectrum

To explore the raw  $X_s$  mass distribution, we first select the  $B$  candidates for which the mass of the  $\eta'$  daughter is within 3 sigma of the known value, and subtract the off-resonance contribution, rescaled by the luminosity ratio, from the on-resonance distribution. The resultant mass distributions for all  $B$  modes and separately for the  $B^0$  modes are shown in Fig. 2. Both distributions can be seen to peak above  $2 \text{ GeV}/c^2$ . We can also examine the  $X_s$  mass spectrum for a possible signal for the internal spectator charmed decays ( $X_s = D^{0(*)}$  with  $D^{*0} \rightarrow D^0\pi^0$ ,  $D^0 \rightarrow K\pi$ ,  $K\pi\pi\pi$ ,  $K\pi\pi^0$ ). In particular, for the  $B^0$  modes, there is no evidence for a narrow  $D^0$  signal near  $1870 \text{ MeV}/c^2$  (see Fig. 3 for predicted distribution), although statistics are low.

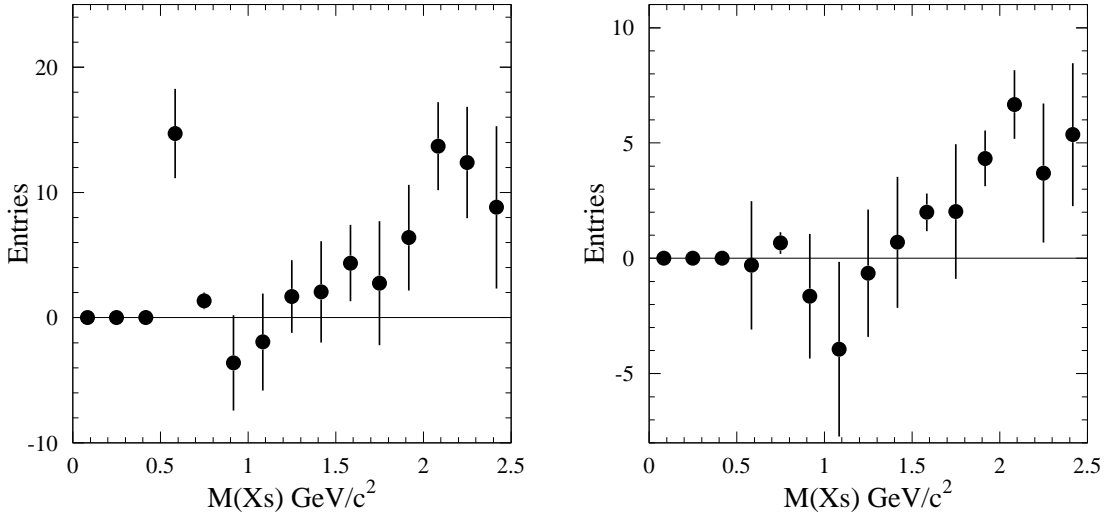


Figure 2: Continuum-subtracted  $M(X_s)$  spectrum for all  $B$  modes (left) and  $B^0$  modes alone (right)

To obtain the decay  $X_s$  spectrum we first fit the  $\eta'$  mass distribution in bins of  $X_s$  mass. For masses above  $2.32 \text{ GeV}/c^2$ , corresponding to the kinematic limit  $p_{\eta'}^* < 2 \text{ GeV}/c$ , the yield is dominated by the  $b \rightarrow c \rightarrow \eta'$  contribution. The differential branching fraction for the region  $M(X_s) < 2.5 \text{ GeV}/c^2$ , where we expect  $b \rightarrow sg^*$  to be dominant, is shown in Fig. 4. The signal tends to peak towards higher mass values, and remains substantial between 2 and  $2.5 \text{ GeV}/c^2$ . The experimental resolution for  $M(X_s)$  has been estimated with the Monte Carlo simulation to be  $80\text{--}90 \text{ MeV}/c^2$  around  $1.5 \text{ GeV}/c^2$ , rising to  $170\text{--}180 \text{ MeV}/c^2$  for  $2 \text{ GeV}/c^2$  and above.

Looking specifically at the two-body decay modes alone ( $X_s = K^\pm, K_s^0$ ), we find no significant signal for  $\eta'K_s^0$  but observe  $36.2 \pm 6.6$  events for  $\eta'K^\pm$  (see Fig. 5). This corresponds to a branching fraction of  $(5.6 \pm 1.0(\text{stat})) \times 10^{-5}$ , in good agreement with our recent exclusive measurement of  $(7.0 \pm 0.8(\text{stat}) \pm 0.5(\text{syst})) \times 10^{-5}$  [10], thereby confirming the consistency of the semi-inclusive method.

## 4.3 Extraction of $\eta'$ signal

The  $B \rightarrow \eta'X_s$  yields are determined by fitting the observed  $\eta'$  signals, after all selection criteria have been applied in the range  $2.0 < p_{\eta'}^* < 2.7 \text{ GeV}/c$ . We fit separately the  $K^\pm$  modes and the

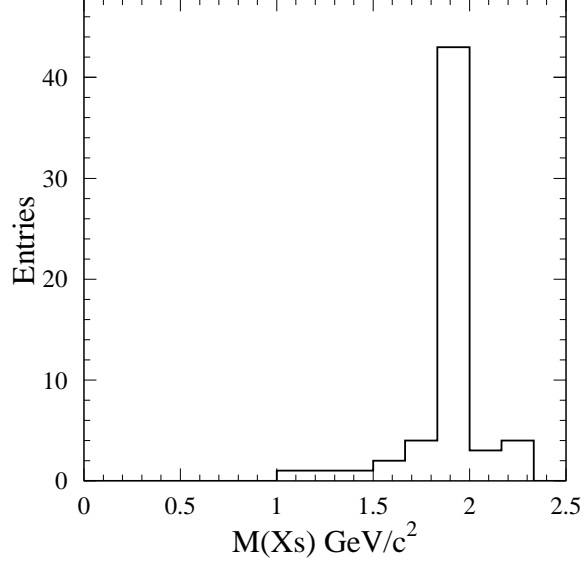


Figure 3:  $M(X_s)$  spectrum predicted from simulation of  $\bar{B}^0 \rightarrow \eta' D^0$  decays

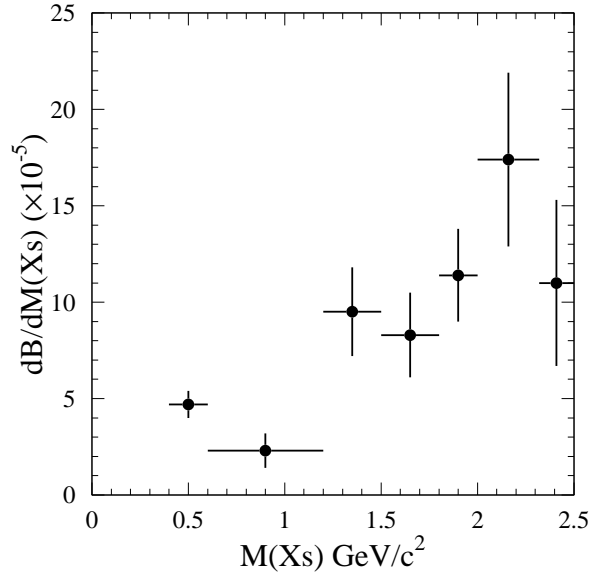


Figure 4: Distribution of  $d\mathcal{B}(B \rightarrow \eta' X_s)/dM(X_s)$  (statistical errors only) as a function of  $M(X_s)$  for all  $B$  modes.

$K_s^0$  modes with results as shown in Fig. 6. We find  $188.8 \pm 21.5$  events for the  $K^\pm$  modes and  $57.1 \pm 14.7$  events for the  $K_s^0$  modes in on-resonance data. For off-resonance data, we find  $0.0^{+2.5}_{-0.0}$  for  $K^\pm$  modes and  $0.0^{+3.0}_{-0.0}$  for  $K_s^0$  modes.

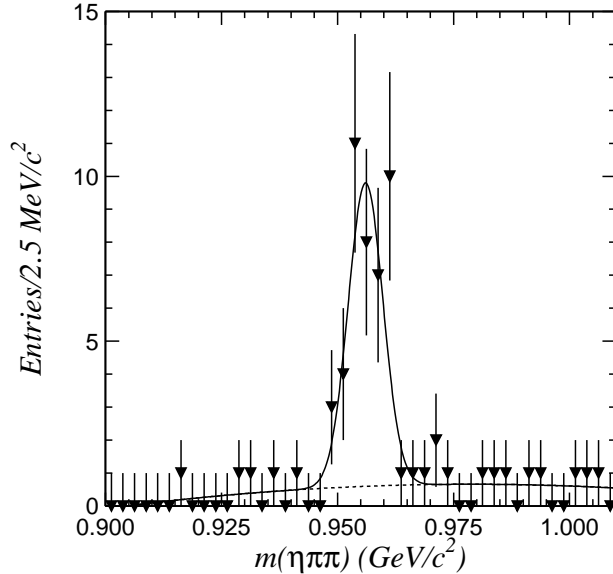


Figure 5:  $\eta'$  mass for  $X_s = K^\pm$ .

The efficiencies have been computed with two main Monte Carlo simulations to study model dependence. One involves a mixture of resonant modes,  $\eta'K$ ,  $\eta'K_1$ ,  $\eta'K_2^*$ ,  $\eta'K_3^*$ , and  $\eta'K_4^*$ , and the other uses an  $X_s$  pseudo particle decaying to  $s\bar{q}g$  ( $q = u, d$ ). In the latter, we use a  $M(X_s)$  distribution derived from the  $\eta'$  QCD anomaly theoretical prediction [8, 9].

For a given  $K$  mode ( $K^\pm$  or  $K_s^0$ ), the efficiency is computed as:

$$\epsilon = \frac{N_{\text{fit}}}{N_{\text{gen}}}$$

where  $N_{\text{fit}}$  and  $N_{\text{gen}}$  are, respectively, the numbers of fit and generated events. The efficiencies are estimated (statistical errors only) to be  $(7.6 \pm 0.4)\%$  for  $K^\pm$  modes and  $(3.3 \pm 0.2)\%$  for  $K_s^0$  modes, including the  $K_s^0 \rightarrow \pi^+\pi^-$  branching fraction.

#### 4.4 Semi-inclusive branching fraction and interpretation

The semi-inclusive rate for the high momentum region,  $2.0 < p_{\eta'}^* < 2.7 \text{ GeV}/c$ , is computed by performing a weighted average of the results obtained in the  $K^\pm$  modes and the  $K_s^0$  modes. The detection efficiencies given in Section 4.3 are corrected to account for the  $\eta'$  and  $\eta$  branching fractions to the channel we observe (17.4%), and the  $K^0 \rightarrow K_s^0$  projection (1/2). The final state  $X_s$  includes both  $K^+$ - and  $K^0$ -tagged decays, and both charged and neutral  $B$  mesons contribute to the observed yields. The total number of produced  $B$  mesons of both charges is 45.5 million. Computing the weighted average of the  $K^+$ - and  $K^0$ -tagged decays, assuming that their branching fractions are equal, we obtain  $\mathcal{B}(B \rightarrow \eta' X_s) = (6.8_{-1.0}^{+0.7}(\text{stat}) \pm 1.0(\text{syst})_{-0.5}^{+0.0}(\text{bkg})) \times 10^{-4}$ . Our measurement confirms, with higher precision, the CLEO result,  $(6.2 \pm 1.6(\text{stat}) \pm 1.3(\text{syst})_{-1.5}^{+0.0}(\text{bkg})) \times 10^{-4}$ .

Sources of systematic error included in this result are summarized in Table 1. The largest uncertainty arises from our ability to model the  $X_s$  system. This contribution is estimated by determining the efficiency with different Monte Carlo generators, as described in Section 4.3. The

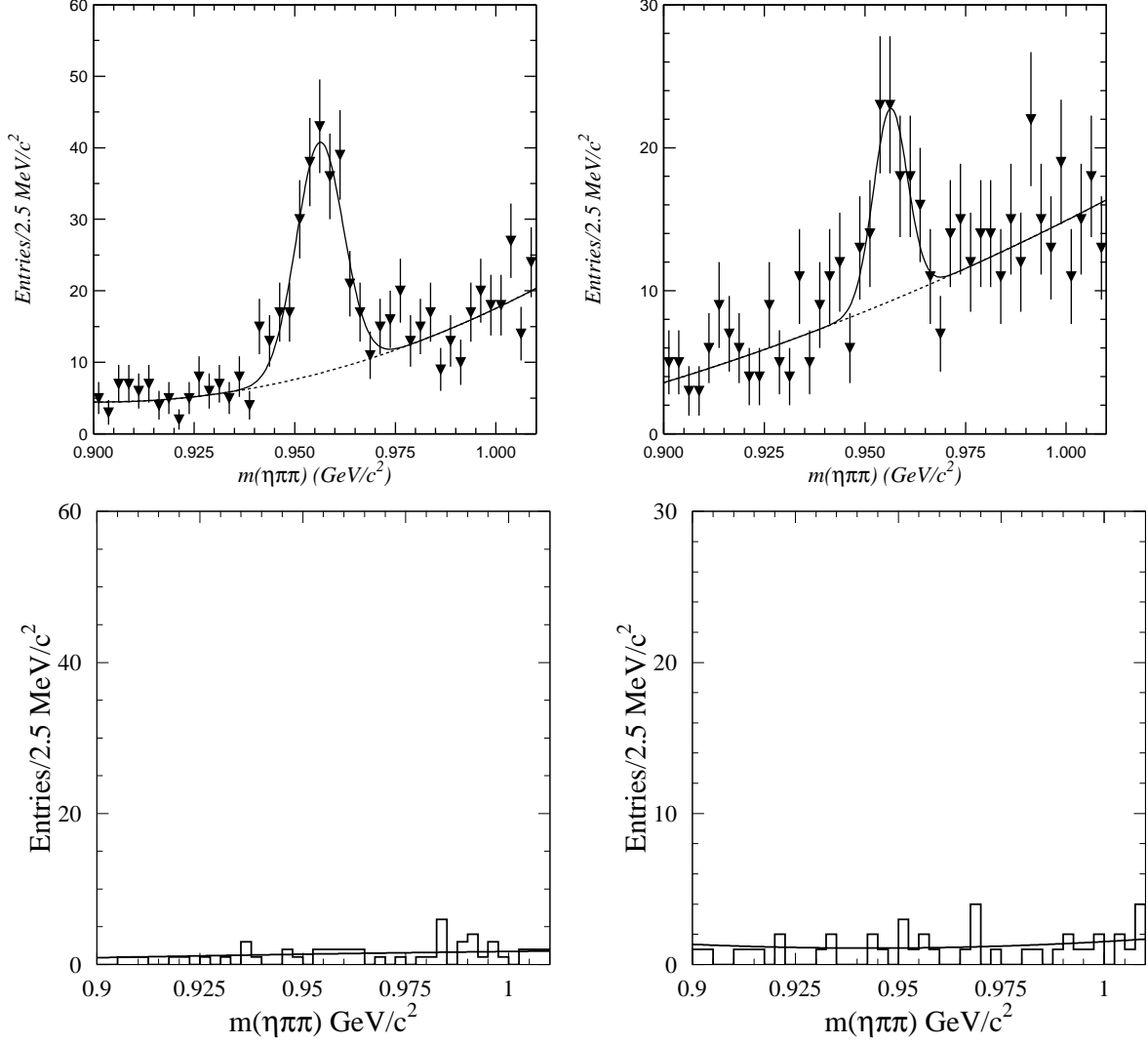


Figure 6: Semi-inclusive  $\eta'$  mass spectra for  $K^\pm$  (upper left: on-resonance, lower left: off-resonance) and  $K_s^0$  (upper right: on-resonance, lower right: off-resonance) modes, in the momentum range  $2.0 < p_{\eta'}^* < 2.7 \text{ GeV}/c$

efficiency from the  $X_s$  pseudo-particle model tends to be lower than that obtained with the mixture of resonant decays, the difference is smaller when we increase the amount of heavier resonances ( $K_3^*$ ,  $K_4^*$ ) in the model. Other systematic uncertainties are contributed by the event shape requirement,  $B\bar{B}$  counting, tracking and photon detection efficiencies, and kaon identification efficiencies.

We have also considered a possible contribution from internal spectator decays  $\bar{B}^0 \rightarrow \eta' D^{0(*)}$  as an additional source of systematic error. Early branching fraction predictions for these modes were in the range  $(1.5 - 6.0) \times 10^{-5}$  [11] while more recent predictions [12] find  $(3 - 5) \times 10^{-5}$ , assuming that only the quark content of the  $\eta'$  contributes to the tree diagram. The efficiency computed for these modes is 2%, which implies a contribution of (1.4-4.6)% to the observed yield.

Table 1: Systematic errors for  $\mathcal{B}(B \rightarrow \eta' X_s)$

Source	$K^\pm$ modes	$K_s^0$ modes
Model dependency	$\pm 10\%$	$\pm 10\%$
Event shape	$\pm 1\%$	$\pm 1\%$
$B$ counting	$\pm 1.6\%$	$\pm 1.6\%$
Tracking	$\pm 5\%$	$\pm 7\%$
Photon detection	$\pm 6.8\%$	$\pm 7.2\%$
$\mathcal{B}(\eta' \rightarrow \eta\pi\pi) \times \mathcal{B}(\eta \rightarrow \gamma\gamma)$	$\pm 3.4\%$	$\pm 3.4\%$
$K^\pm$ identification	$\pm 2.6\%$	–

To conservatively account for the theoretical uncertainty, we use a branching fraction of  $9.0 \times 10^{-5}$  in determining the systematic error contribution.

Several models have been proposed to explain  $\eta'$  production at high  $p_{\eta'}^*$  in  $B$  decays:

- Introduction of  $b \rightarrow sq\bar{q}$  operators with constructive interference between  $u\bar{u}$ ,  $d\bar{d}$  and  $s\bar{s}$  components of the  $\eta'$  [4]; however the expected branching fraction from such processes is much lower than we observe.
- A  $b \rightarrow c\bar{c}s$  enhancement through a possible  $c\bar{c}$  content in the  $\eta'$  wave function [13, 14]; however, more recent calculations [15] do not support such a wave function component.

Both of these mechanisms predict an  $X_s$  mass spectrum peaking near  $1.5 \text{ GeV}/c^2$ , lower than suggested by the data. The branching fraction and mass spectrum in data do appear to be consistent with a model incorporating an  $\eta'$  QCD anomaly [8, 9] that couples the  $\eta'$  to gluons,  $b \rightarrow sg^*$ ,  $g^* \rightarrow g\eta'$ .

## 5 Summary

We have measured a semi-inclusive  $\eta'$  branching fraction using fully reconstructed final states consisting of an  $\eta'$  and a system comprising one kaon and up to four pions to reduce the background from other  $B$  decays. We find  $\mathcal{B}(B \rightarrow \eta' X_s) = (6.8_{-1.7}^{+0.7}(\text{stat}) \pm 1.0(\text{syst})_{-0.5}^{+0.0}) \times 10^{-4}$  for  $2.0 < p_{\eta'}^* < 2.7 \text{ GeV}/c$ . This measurement confirms the surprisingly large branching fraction found by CLEO, but with much improved precision. This and the shape of the  $X_s$  mass distribution are consistent with the  $\eta'$  QCD anomaly model.

## 6 Acknowledgments

We are grateful for the extraordinary contributions of our PEP-II colleagues in achieving the excellent luminosity and machine conditions that have made this work possible. The collaborating institutions wish to thank SLAC for its support and the kind hospitality extended to them. This work is supported by the US Department of Energy and National Science Foundation, the Natural Sciences and Engineering Research Council (Canada), Institute of High Energy Physics (China), the Commissariat à l'Énergie Atomique and Institut National de Physique Nucléaire et de Physique des Particules (France), the Bundesministerium für Bildung und Forschung (Germany), the Istituto

Nazionale di Fisica Nucleare (Italy), the Research Council of Norway, the Ministry of Science and Technology of the Russian Federation, and the Particle Physics and Astronomy Research Council (United Kingdom). Individuals have received support from the Swiss National Science Foundation, the A. P. Sloan Foundation, the Research Corporation, and the Alexander von Humboldt Foundation.

## References

- [1] M. Neubert *et al.*, Phys. Rev. Lett. **81** 5076 (1998), Phys. Lett. B **41**, 403 (1998).
- [2] A. Ali *et al.*, Phys. Rev. **D59** (1999) 014005.
- [3] CLEO Collaboration, T.E. Browder *et al.*, Phys. Rev. Lett. **81** 1786-1790 (1998).
- [4] A. Datta, X-G. He, and S. Pakvasa, Phys. Lett. **B 419** 369-376 (1998).
- [5] The *BABAR* Collaboration, B. Aubert *et al.*, SLAC-PUB-8569, hep-ex/0105044, to appear in Nucl. Instrum. and Methods.
- [6] PEP-II Conceptual Design report, SLAC-R-418 (1993).
- [7] C.G. Fox, S. Wolfram, Nucl. Phys. **B149**, 413 (1979).
- [8] D. Atwood and A. Soni, Phys. Lett. **B 405** 150-156 (1997).
- [9] M.R. Ahmady, E. Kou and A. Sugamoto, Phys. Rev. **D58**, (1998) 014015.
- [10] The *BABAR* Collaboration, B. Aubert *et al.*, SLAC-PUB-8956, hep-ex/0108017, submitted to Phys. Rev. Lett. (August 2001).
- [11] M. Neubert *et al.*, *Heavy Flavours*, edited by A.J.Buras and M.Linder, Singapore, 1992; A. Deandrea *et al.*, Phys. Lett. **B 318**, 549 (1993).
- [12] A. Deandrea and A.D. Polosa, hep-ph/0107234 (July 2001).
- [13] W.S. Hou and B. Tseng, Phys. Rev. Lett. **80** 434-437 (1998).
- [14] F. Yuan and K.T. Chao, Phys. Rev. **D56** 2495-2498 (1997).
- [15] M. Franz *et al.*, Phys. Rev. **D62** (2000) 074024.



