

# Search for CP Violation in the decays $D^+ \rightarrow K_S \pi^+$ and $D^+ \rightarrow K_S K^+$

J. M. Link,<sup>1</sup> M. Reyes,<sup>1</sup> P. M. Yager,<sup>1</sup> J. C. Anjos,<sup>2</sup> I. Bediaga,<sup>2</sup> C. Göbel,<sup>2</sup> J. Magnin,<sup>2</sup> A. Massafferri,<sup>2</sup> J. M. de Miranda,<sup>2</sup> I. M. Pepe,<sup>2</sup> A. C. dos Reis,<sup>2</sup> S. Carrillo,<sup>3</sup> E. Casimiro,<sup>3</sup> A. Sánchez-Hernández,<sup>3</sup> C. Uribe,<sup>3</sup> F. Vázquez,<sup>3</sup> L. Cinquini,<sup>4</sup> J. P. Cumalat,<sup>4</sup> B. O'Reilly,<sup>4</sup> J. E. Ramirez,<sup>4</sup> E. W. Vaandering,<sup>4</sup> J. N. Butler,<sup>5</sup> H. W. K. Cheung,<sup>5</sup> I. Gaines,<sup>5</sup> P. H. Garbincius,<sup>5</sup> L. A. Garren,<sup>5</sup> E. Gottschalk,<sup>5</sup> P. H. Kasper,<sup>5</sup> A. E. Kreymer,<sup>5</sup> R. Kutschke,<sup>5</sup> S. Bianco,<sup>6</sup> F. L. Fabbri,<sup>6</sup> A. Zallo,<sup>6</sup> C. Cawfield,<sup>7</sup> D. Y. Kim,<sup>7</sup> A. Rahimi,<sup>7</sup> J. Wiss,<sup>7</sup> R. Gardner,<sup>8</sup> A. Kryemadhi,<sup>8</sup> Y. S. Chung,<sup>9</sup> J. S. Kang,<sup>9</sup> B. R. Ko,<sup>9</sup> J. W. Kwak,<sup>9</sup> K. B. Lee,<sup>9</sup> H. Park,<sup>9</sup> G. Alimonti,<sup>10</sup> M. Boschini,<sup>10</sup> P. D'Angelo,<sup>10</sup> M. DiCorato,<sup>10</sup> P. Dini,<sup>10</sup> M. Giammarchi,<sup>10</sup> P. Inzani,<sup>10</sup> F. Leveraro,<sup>10</sup> S. Malvezzi,<sup>10</sup> D. Menasce,<sup>10</sup> M. Mezzadri,<sup>10</sup> L. Milazzo,<sup>10</sup> L. Moroni,<sup>10</sup> D. Pedrini,<sup>10</sup> C. Pontoglio,<sup>10</sup> F. Prelz,<sup>10</sup> M. Rovere,<sup>10</sup> S. Sala,<sup>10</sup> T. F. Davenport III,<sup>11</sup> L. Agostino,<sup>12</sup> V. Arena,<sup>12</sup> G. Boca,<sup>12</sup> G. Bonomi,<sup>12</sup> G. Gianini,<sup>12</sup> G. Liguori,<sup>12</sup> M. M. Merlo,<sup>12</sup> D. Pantea,<sup>12</sup> S. P. Ratti,<sup>12</sup> C. Riccardi,<sup>12</sup> I. Segoni,<sup>12</sup> P. Vitulo,<sup>12</sup> H. Hernandez,<sup>13</sup> A. M. Lopez,<sup>13</sup> H. Mendez,<sup>13</sup> L. Mendez,<sup>13</sup> A. Mirles,<sup>13</sup> E. Montiel,<sup>13</sup> D. Olaya,<sup>13</sup> A. Paris,<sup>13</sup> J. Quinones,<sup>13</sup> C. Rivera,<sup>13</sup> W. Xiong,<sup>13</sup> Y. Zhang,<sup>13</sup> J. R. Wilson,<sup>14</sup> K. Cho,<sup>15</sup> T. Handler,<sup>15</sup> R. Mitchell,<sup>15</sup> D. Engh,<sup>16</sup> M. Hosack,<sup>16</sup> W. E. Johns,<sup>16</sup> M. Nehring,<sup>16</sup> P. D. Sheldon,<sup>16</sup> K. Stenson,<sup>16</sup> M. Webster,<sup>16</sup> and M. Sheaff<sup>17</sup>

(The FOCUS Collaboration)

<sup>1</sup>University of California, Davis, CA 95616

<sup>2</sup>Centro Brasileiro de Pesquisas Físicas, Rio de Janeiro, RJ, Brasil

<sup>3</sup>CINVESTAV, 07000 México City, DF, Mexico

<sup>4</sup>University of Colorado, Boulder, CO 80309

<sup>5</sup>Fermi National Accelerator Laboratory, Batavia, IL 60510

<sup>6</sup>Laboratori Nazionali di Frascati dell'INFN, Frascati, Italy I-00044

<sup>7</sup>University of Illinois, Urbana-Champaign, IL 61801

<sup>8</sup>Indiana University, Bloomington, IN 47405

<sup>9</sup>Korea University, Seoul, Korea 136-701

<sup>10</sup>INFN and University of Milano, Milano, Italy

<sup>11</sup>University of North Carolina, Asheville, NC 28804

<sup>12</sup>Dipartimento di Fisica Nucleare e Teorica and INFN, Pavia, Italy

<sup>13</sup>University of Puerto Rico, Mayaguez, PR 00681

<sup>14</sup>University of South Carolina, Columbia, SC 29208

<sup>15</sup>University of Tennessee, Knoxville, TN 37996

<sup>16</sup>Vanderbilt University, Nashville, TN 37235

<sup>17</sup>University of Wisconsin, Madison, WI 53706

(Dated: October 31, 2018)

A high-statistics sample of photo-produced charm from the FOCUS (E831) experiment at Fermilab has been used to search for direct CP violation in the decays  $D^+ \rightarrow K_S \pi^+$  and  $D^+ \rightarrow K_S K^+$ . We have measured the following asymmetry parameters relative to  $D^+ \rightarrow K^- \pi^+ \pi^+$ :  $A_{CP}(K_S \pi^+) = (-1.6 \pm 1.5 \pm 0.9)\%$ ,  $A_{CP}(K_S K^+) = (+6.9 \pm 6.0 \pm 1.5)\%$  and  $A_{CP}(K_S K^+) = (+7.1 \pm 6.1 \pm 1.2)\%$  relative to  $D^+ \rightarrow K_S \pi^+$ . The first errors quoted are statistical and the second are systematic. We have also measured the relative branching ratios and found:  $\Gamma(D^+ \rightarrow \bar{K}^0 \pi^+) / \Gamma(D^+ \rightarrow K^- \pi^+ \pi^+) = (30.60 \pm 0.46 \pm 0.32)\%$ ,  $\Gamma(D^+ \rightarrow \bar{K}^0 K^+) / \Gamma(D^+ \rightarrow K^- \pi^+ \pi^+) = (6.04 \pm 0.35 \pm 0.30)\%$  and  $\Gamma(D^+ \rightarrow \bar{K}^0 K^+) / \Gamma(D^+ \rightarrow \bar{K}^0 \pi^+) = (19.96 \pm 1.19 \pm 0.96)\%$ .

PACS numbers: 11.30.Er 13.20.Fc 14.40.Lb

CP violation occurs when the decay rate of a particle differs from that of its CP conjugate [1]. In the Kobayashi-Maskawa ansatz this arises due to the non-vanishing phase in the Cabibbo-Kobayashi-Maskawa matrix when the decay amplitude has contributions from at least two quark diagrams with differing weak phases. In addition final state interactions (FSI) must provide a strong phase shift. In the Standard Model direct CP violation in the charm meson system is predicted to occur at the level of  $10^{-3}$  or below [2]. The mechanism usually considered is the interference of the tree and penguin amplitudes in singly-Cabibbo suppressed (SCS) decays.

In the decay  $D^+ \rightarrow K_S \pi^+$  the Cabibbo favored (CF) and doubly-Cabibbo suppressed (DCS) amplitudes contribute coherently with, perhaps, a different weak phase.<sup>1</sup> In addition the isospin content of the DCS amplitude differs from that of the CF case so we can expect a non-trivial strong phase shift. Several authors have commented on the effect of  $K^0$  mixing on the CP asymmetry for this decay mode and the possibility of using it to

<sup>1</sup> The charge conjugate state is implied unless stated otherwise.

search for new physics [3, 4].

Differences in the non-leptonic decay amplitudes of charmed mesons are almost certainly due to FSI. These effects tend to be amplified in the charmed system making it an ideal laboratory for their study [5]. The isospin amplitudes and phase shifts in  $D \rightarrow KK$ ,  $D \rightarrow K\pi$  and  $D \rightarrow \pi\pi$  decays can be extracted from measurements of the branching fractions [6]. For example the magnitude of the  $I=3/2$  amplitude can be obtained directly from the  $D^+ \rightarrow \bar{K}^0\pi^+$  partial width [7].

Previous studies of  $D^+ \rightarrow K_S\pi^+$  and  $D^+ \rightarrow K_S K^+$  have concentrated on measuring relative branching ratios [8, 9]. This paper reports the first measurement of the CP asymmetry for these decays.

The data were collected during the 1996–1997 fixed target run at Fermilab. Bremsstrahlung of electrons and positrons with an endpoint energy of approximately 300 GeV produces a photon beam. These beam photons interact in a segmented beryllium-oxide target and produce charmed particles. The average photon energy for events which satisfy our trigger is  $\simeq 180$  GeV. FOCUS uses an upgraded version of the E687 spectrometer which is described in detail elsewhere [10]. Charged decay products are momentum analyzed by two oppositely polarized dipole magnets. Tracking is performed by a system of silicon vertex detectors in the target region and by multi-wire proportional chambers downstream of the interaction. Particle identification is performed by three threshold Čerenkov counters, two electromagnetic calorimeters, an hadronic calorimeter, and by a system of muon detectors.

The  $D^+ \rightarrow K^-\pi^+\pi^+$  decay is reconstructed using a candidate driven vertexing algorithm. A decay vertex is formed using the reconstructed tracks after which the momentum vector of the parent  $D$  meson is intersected with other tracks in the event to form a production vertex. The confidence level of the secondary vertex is required to be greater than 1%. The likelihood for each charged particle to be an electron, pion, kaon or proton based on the light yield from each threshold Čerenkov counter is computed [11]. We demand that the Kaon hypothesis  $W_K$ , (i.e.  $-2\ln(\text{kaon\_likelihood})$ ), be favored over the pion hypothesis  $W_\pi$  by  $\Delta W = W_\pi - W_K \geq 1$ . We also make a pion consistency cut by finding the alternative minimum hypothesis  $W_{\min}$  and requiring  $W_{\min} - W_\pi > -2$  for both pions. We eliminate contamination due to  $D^{*+} \rightarrow D^0(\rightarrow K^-\pi^+)\pi^+$  by asking that neither  $K\pi$  invariant mass combination lies within 25 MeV/ $c^2$  of the nominal  $D^0$  mass.

The techniques used for  $K_S$  reconstruction are described elsewhere [12]. Because 90% of  $K_S$  decays occur after the  $K_S$  has passed through the silicon strip detector we are unable to employ the same vertexing algorithm used to reconstruct the  $D^+ \rightarrow K^-\pi^+\pi^+$  decay. Instead we use the momentum information from the  $K_S$  decay and the silicon track of the charged daughter to form a

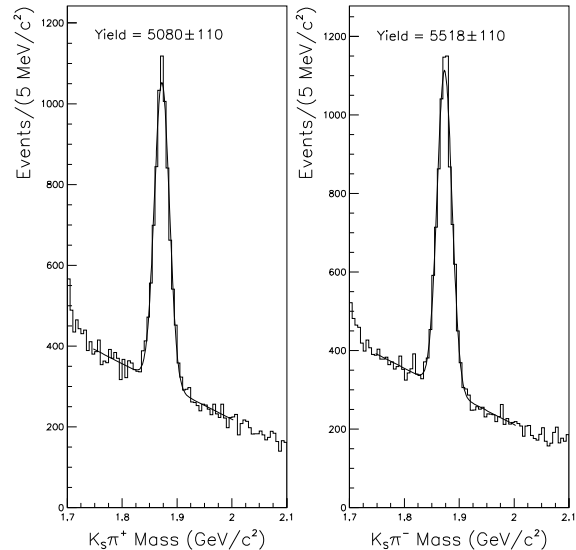


FIG. 1: Invariant mass plots for  $D^+ \rightarrow K_S\pi^+$  and  $D^- \rightarrow K_S\pi^-$

candidate  $D$  vector. This vector is intersected with candidate production vertices which are formed from two other silicon tracks. As a final check we force the  $D$  vector to originate at our production vertex and calculate the confidence level that it vertexizes with the charged daughter. This confidence level must be greater than 2%. We require that the momentum of the charged daughter be greater than 10 GeV/ $c$ , that the confidence level for it to be a muon be less than 1%, and that it traverse the entire length of the spectrometer. For the decay  $D^+ \rightarrow K_S\pi^+$  we demand that  $W_{\min} - W_\pi > -6$  and  $W_\pi - W_K < 0$ , for  $D^+ \rightarrow K_S K^+$  we ask that the kaon hypothesis be favored over both the proton and pion hypotheses by requiring  $W_p - W_K > 0$  and  $W_\pi - W_K > 3$ . We remove electron contamination by ensuring that the charged  $D$  daughter links to only one silicon microstrip track. Electron pairs usually have a very small opening angle in the silicon and chamber tracks tend to link to both tracks. Checks for electron contamination of the  $K_S$  sample using the electromagnetic calorimeters showed no significant effect. We use only  $K_S$  candidates which have a normalized mass<sup>2</sup> within three standard deviations of the nominal value. Additionally, to reduce backgrounds in the  $D^+ \rightarrow K_S K^+$  mode, we do not use the category of  $K_S$  decays which occur downstream of the silicon where both  $K_S$  daughters lie outside the acceptance of the downstream magnet. We make the same cut on the  $D^+ \rightarrow K_S\pi^+$  normalization

<sup>2</sup> The normalized mass is the difference between the measured and the nominal mass divided by the error on the measured mass.

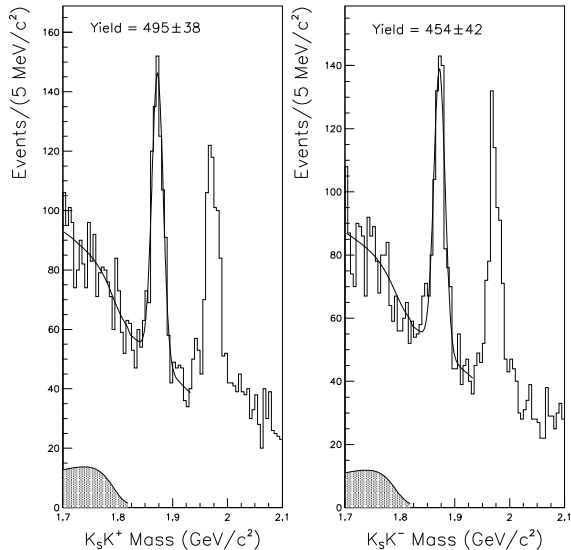


FIG. 2: Invariant mass plot for  $D^+ \rightarrow K_S K^+$  and  $D^- \rightarrow K_S K^-$ . The shaded area is the smoothed background shape from  $D_s^+ \rightarrow K^{*+} \bar{K}^0$  and  $D_s^+ \rightarrow \bar{K}^{*0} K^+$ .

signal. When the  $K_S$  decays in the silicon detector we demand that all three tracks be inconsistent with originating at the same vertex. This eliminates backgrounds from decays such as  $D^+ \rightarrow \pi^- \pi^+ \pi^+$ .

For all modes we require that the production vertex have a confidence level greater than 1%, that the maximum confidence level for a candidate- $D$  daughter track to form a vertex with tracks from the primary vertex be less than 20%, that the significance of separation of the production and decay vertices be greater than 7.5 and that both vertices lie upstream of the first trigger counter. The momentum of the  $D$  must be greater than 40 GeV/ $c$ . In Figures 1, 2 and 3 we show the invariant mass distributions for the decays  $K_S \pi^+$ ,  $K_S K^+$  and  $K^- \pi^+ \pi^+$  respectively.

We construct the CP asymmetry,  $A_{CP}$  as the difference in the yields, (corrected for efficiency and acceptance), of the decay in question divided by the sum. We must also account for differences in production between the  $D^+$  and  $D^-$ . To do this we ratio the corrected yields to those of a Cabibbo favored decay which is assumed to be CP conserving. We measure:

$$A_{CP} = \frac{\eta(D^+) - \eta(D^-)}{\eta(D^+) + \eta(D^-)}$$

where for example,

$$\eta(D^+) = \frac{N(D^+ \rightarrow K_S \pi^+)}{N(D^+ \rightarrow K^- \pi^+ \pi^+)}$$

is the ratio of the corrected yields for each decay which is equivalent to the relative branching ratio.

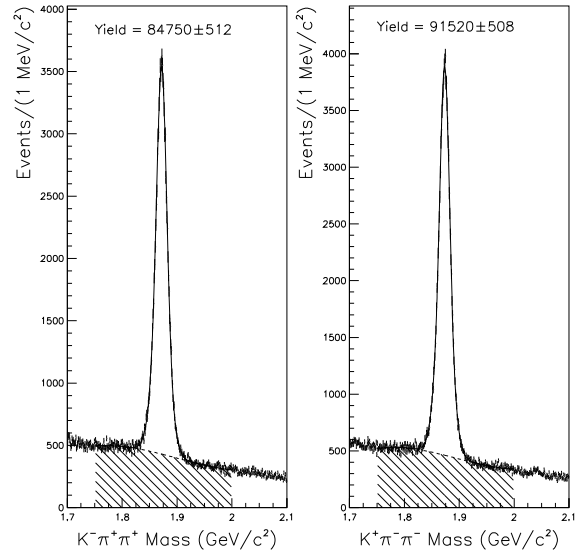


FIG. 3: Invariant mass plot for  $D^+ \rightarrow K^- \pi^+ \pi^+$  and  $D^- \rightarrow K^+ \pi^- \pi^-$ . The shaded area is the third-degree polynomial background in the fit region.

To account for non-Gaussian tails in the  $D^+ \rightarrow K^- \pi^+ \pi^+$  signals we find it necessary to fit these distributions using two Gaussians and a third-degree polynomial.

The  $K_S \pi^+$  distribution is fit using a Gaussian and a linear polynomial. The non-linear background shape below 1.75 GeV/ $c^2$  in the  $K_S \pi^+$  plot is primarily due to  $D^+ \rightarrow K_S l^+ \nu_l$  and is not included in the fit.

We fit the  $K_S K^+$  signal using a combination of a Gaussian, linear polynomial, and a background shape derived from Monte Carlo. This shape is a smoothed fit to  $D_s^+ \rightarrow K^{*+} \bar{K}^0$  and  $D_s^+ \rightarrow \bar{K}^{*0} K^+$  decays which, due to a missing  $\pi^0$ , are responsible for the background shape below the  $D^+$  peak. Because of the difficulty in fitting the region between the  $D^+$  and  $D_s^+$  peak in the  $K_S K^+$  distribution we only fit up to 1.935 GeV/ $c^2$ . To minimize systematic errors we change the  $K_S$  selection cuts on the  $D^+ \rightarrow K_S \pi^+$  normalization signal to match those used for the  $D^+ \rightarrow K_S K^+$  mode. The yield for the decay  $D^+ \rightarrow K_S \pi^+$  changes to  $4487 \pm 96$  events and for  $D^- \rightarrow K_S \pi^-$  becomes  $4770 \pm 96$  events. We can now calculate the relative branching ratios and CP asymmetries. The results are shown in Tables I and II.

We studied systematic effects due to uncertainties in our Monte Carlo production model, reconstruction algorithm, and variations in our selection cuts. For the  $D^+ \rightarrow K_S \pi^+$  measurements we split the sample into eight statistically independent subsamples based on  $D^+$  momentum, loose and tight normalized  $K_S$  mass cuts, and the time period in which the data were collected. The momentum dependence of the result arises mainly due to uncertainties in the parameters used to generate

TABLE I: Relative branching ratio results. The first error is statistical and the second is systematic. We account for the decay chain  $\bar{K}^0 \rightarrow K_S \rightarrow \pi^+\pi^-$  by multiplying our  $K_S$  numbers by a factor of 2.91 assuming that  $\Gamma(D^+ \rightarrow \bar{K}^0\pi^+) = 2 \times \Gamma(D^+ \rightarrow K_S\pi^+)$ ; we then quote these results in terms of  $\bar{K}^0$ .

| Measurement  | Result                        | PDG Average [13]    |
|--|-------------------------------|---------------------|
| $\frac{\Gamma(D^+ \rightarrow \bar{K}^0\pi^+)}{\Gamma(D^+ \rightarrow K^-\pi^+\pi^+)}$ | $(30.60 \pm 0.46 \pm 0.32)\%$ | $(32.0 \pm 4.0)\%$  |
| $\frac{\Gamma(D^+ \rightarrow \bar{K}^0 K^+)}{\Gamma(D^+ \rightarrow K^-\pi^+\pi^+)}$  | $(6.04 \pm 0.35 \pm 0.30)\%$  | $(7.7 \pm 2.2)\%^a$ |
| $\frac{\Gamma(D^+ \rightarrow \bar{K}^0 K^+)}{\Gamma(D^+ \rightarrow K^0\pi^+)}$       | $(19.96 \pm 1.19 \pm 0.96)\%$ | $(26.3 \pm 3.5)\%$  |

<sup>a</sup>This is the measurement of reference 6 with statistical and systematic errors added in quadrature.

TABLE II: CP asymmetry measurements. The first error is statistical and the second is systematic.

| Measurement   | Result                     |
|---|----------------------------|
| $A_{CP}(K_S\pi^+)$ w.r.t. $D^+ \rightarrow K^-\pi^+\pi^+$ | $(-1.6 \pm 1.5 \pm 0.9)\%$ |
| $A_{CP}(K_S K^+)$ w.r.t. $D^+ \rightarrow K^-\pi^+\pi^+$  | $(+6.9 \pm 6.0 \pm 1.5)\%$ |
| $A_{CP}(K_S K^+)$ w.r.t. $D^+ \rightarrow K_S\pi^+$       | $(+7.1 \pm 6.1 \pm 1.2)\%$ |

our Monte Carlo. The  $D^+ \rightarrow K_S\pi^+$  topology and reconstruction algorithm is substantially different from that of the  $D^+ \rightarrow K^-\pi^+\pi^+$  and the two modes differ in how well the Monte Carlo matches to the data. For example there is a slight difference in how well the generated and accepted momentum distributions agree in each case. We use a technique modeled after the *S-factor* method used by the Particle Data Group [13] to evaluate the systematic error. A scaled variance is calculated using the eight independent subsamples. The split sample systematic is defined as the difference between the scaled variance and the statistical variance when the former exceeds the latter. Due to the smaller statistics in the  $D^+ \rightarrow K_S K^+$  decay mode we can only form four independent subsamples. These are based on the run period in which the data were collected and on the normalized  $K_S$  mass.

We evaluate systematic uncertainties due to the fitting procedure by calculating our results for various fit conditions, such as rebinning the histograms, changing the background shapes and in the case of  $D^+ \rightarrow K_S K^+$  also fitting the  $D_s$  peak. Since these different results are all *a priori* likely we use the resulting sample variance as a systematic. The total systematic is calculated by adding the fit-variant systematic and the split-sample systematic in quadrature. For the  $D^+ \rightarrow K_S\pi^+$  measurements the systematic has contributions from both the split-sample and fit-variant analyses. For the  $\Gamma(D^+ \rightarrow \bar{K}^0\pi^+) / \Gamma(D^+ \rightarrow K^-\pi^+\pi^+)$  measurement the contribution from the split-sample is 0.301% and from the fit-variant 0.098%. For the  $A_{CP}(K_S\pi^+)$  measurement the split-sample contribution is 0.92% and that of the fit-variant is 0.13%. We find no systematic contribution to the  $D^+ \rightarrow K_S K^+$  measure-

ments from the split-sample technique, and therefore the fit-variant contributions are identical to the total systematic error and are as shown in Tables I and II. Due to the lower statistics we did not split the  $D^+ \rightarrow K_S K^+$  sample by momentum. Instead we treat the weighted average of two samples split by momentum as a fit variant.

To conclude, we have searched for evidence of direct CP violation in the decays  $D^+ \rightarrow K_S\pi^+$  and  $D^+ \rightarrow K_S K^+$  and measured their branching ratios relative to each other and to  $D^+ \rightarrow K^-\pi^+\pi^+$ . Our relative branching ratios are a considerable improvement over previous measurements. The CP asymmetries have not been previously measured for these modes and are consistent with zero.

We wish to acknowledge the assistance of the staffs of Fermi National Accelerator Laboratory, the INFN of Italy and the physics departments of the collaborating institutions. This research was supported in part by the National Science Foundation, the U.S. Department of Energy, the Italian Istituto Nazionale di Fisica Nucleare and Minsitero dell'Università e della Ricerca Scientifica e Tecnologica, the Brazilian Conselho Nacional de Desenvolvimento Científico e Tecnológico, CONACyT-México, the Korean Ministry of Education and the Korean Science and Engineering Foundation.

- 
- [1] I. Bigi and A. Sanda, *CP Violation* (Cambridge University Press, The Edinburgh Building, Cambridge CB2 2RU, UK, 2000).
  - [2] F. Buccella, M. Lusignoli, G. Miele, A. Pugliese, and P. Santorelli, Phys. Rev. **D51**, 3478 (1995), hep-ph/9411286.
  - [3] I. I. Bigi and H. Yamamoto, Phys. Lett. **B349**, 363 (1995), hep-ph/9502238.
  - [4] H. J. Lipkin and Z.-Z. Xing, Phys. Lett. **B450**, 405 (1999), hep-ph/9901329.
  - [5] J. L. Rosner, Phys. Rev. **D60**, 114026 (1999), hep-ph/9905366.
  - [6] M. Bishai et al. (CLEO), Phys. Rev. Lett. **78**, 3261 (1997), hep-ex/9701008.
  - [7] M. Bauer, B. Stech, and M. Wirbel, Z. Phys. **C34**, 103 (1987).
  - [8] J. C. Anjos et al., Phys. Rev. **D41**, 2705 (1990).
  - [9] P. L. Frabetti et al. (E687), Phys. Lett. **B346**, 199 (1995).
  - [10] P. L. Frabetti et al. (E-687), Nucl. Instrum. Meth. **A320**, 519 (1992).
  - [11] J. M. Link et al. (FOCUS), accepted for publication in NIM-A, FERMILAB-Pub-01/243-E, hep-ex/0108011.
  - [12] J. M. Link et al. (FOCUS), submitted to NIM-A, FERMILAB-Pub-01/244-E.
  - [13] D. E. Groom et al. (Particle Data Group), Eur. Phys. J. **C15**, 1 (2000).