

Searches for Extra Dimensions at LEP

Marat Gataullin

Physics Department, California Institute of Technology, Pasadena, CA 91125, USA

E-mail: marat@caltech.edu



Extra spatial dimensions are proposed by recent theories that postulate the fundamental gravitational scale to be of the same order as the electroweak scale. Different final states and search strategies are used by LEP collaborations to search for the signs of extra spatial dimensions. A brief review of the search strategies and results from all four LEP experiments, ALEPH, DELPHI, L3 and OPAL, is given here. No hints for the existence of extra dimensions are found and limits on the fundamental gravitational scale are derived. The presented results are based on the data collected at LEP in 1998-2000 at centre-of-mass energies from 189 GeV up to 208 GeV. All results reported here are still preliminary.

1 Introduction

1.1 Theoretical Framework

The Standard Model of electroweak interactions has been extremely successful in explaining the physics at its characteristic distance M_{ew}^{-1} , where $M_{ew} \sim 10^2$ GeV is the electroweak scale. However, this great success has drawn attention to the hierarchy problem, *i.e.*, the smallness of the electroweak scale as compared to the Planck scale, $M_{Pl} \sim \frac{1}{\sqrt{G_N}} \sim 10^{15}$ TeV, which denotes the characteristic scale of the gravitational interactions.

It has been recently proposed¹ that this problem can be avoided by simply removing the hierarchy. In such models gravity becomes strong near the electroweak scale and gravitational fields can propagate in the n new large extra dimensions, whereas the Standard Model fields are forced to lie on a 3-dim wall in the higher-dimensional space. Gravity thus only appears to be weak since we can only observe its manifestations on this wall. The effective gravitational scale M_D is then connected to the Planck scale through:

$$M_{Pl}^2 \sim M_D^{2+n} R^n, \quad (1)$$

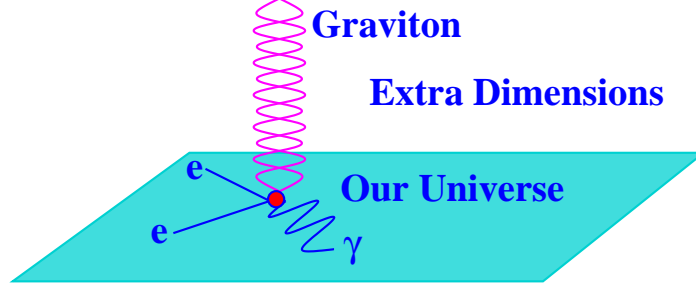


Figure 1: Direct graviton emission diagram contributing to the process $e^+e^- \rightarrow \gamma G$.

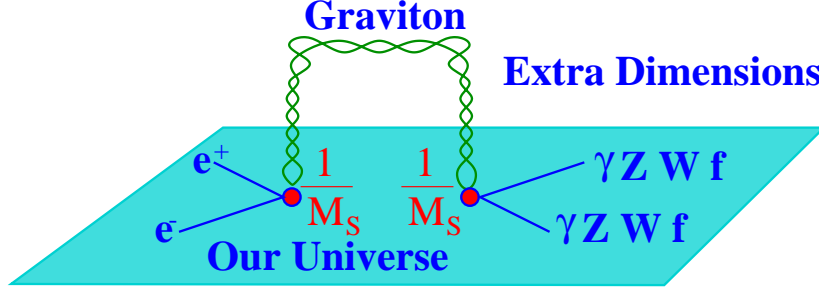


Figure 2: Virtual graviton exchange diagrams.

where R is the size of the additional dimensions, which could be as large as 1 mm. Searches for the manifestations of large extra dimensions at LEP are reviewed below.

1.2 Search Strategy

The phenomenology of large extra dimensions at LEP has already been studied in detail. Direct emission of gravitons leads to missing energy signatures in which a photon or a Z boson is produced with no observable particle balancing its transverse momentum^{2,3}, as shown in Figure 1.

The other observable effect is the anomalous production of fermion or boson pairs in e^+e^- annihilation through s -channel virtual graviton exchange as presented in Figure 2. The exchange of spin-2 gravitons modifies the differential cross sections of these reactions providing clear experimental signatures^{3,4,5}.

2 Direct Searches

The reaction $e^+e^- \rightarrow \gamma G$ proceeds through s -channel photon exchange, t -channel electron exchange and four-particle contact interaction. The differential cross section of this process depends on both M_D and n and is given by³:

$$\frac{d^2\sigma}{dx_\gamma d\cos\theta_\gamma} = \frac{\alpha}{32s} \frac{\pi^{\delta/2}}{\Gamma(\delta/2)} \left(\frac{\sqrt{s}}{M_D} \right)^{\delta+2} f(x_\gamma, \cos\theta_\gamma) \quad (2)$$

with:

$$f(x, y) = \frac{2(1-x)^{\frac{\delta}{2}-1}}{x(1-y^2)} \left[(2-x)^2(1-x+x^2) - 3y^2x^2(1-x) - y^4x^4 \right], \quad (3)$$

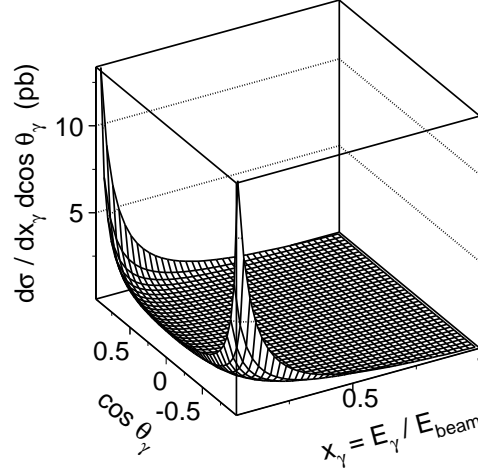


Figure 3: Differential cross section of the process $e^+e^- \rightarrow \gamma G$ as predicted for $n = 2$ and $M_D = 1$ TeV at $\sqrt{s} = 189$ GeV.

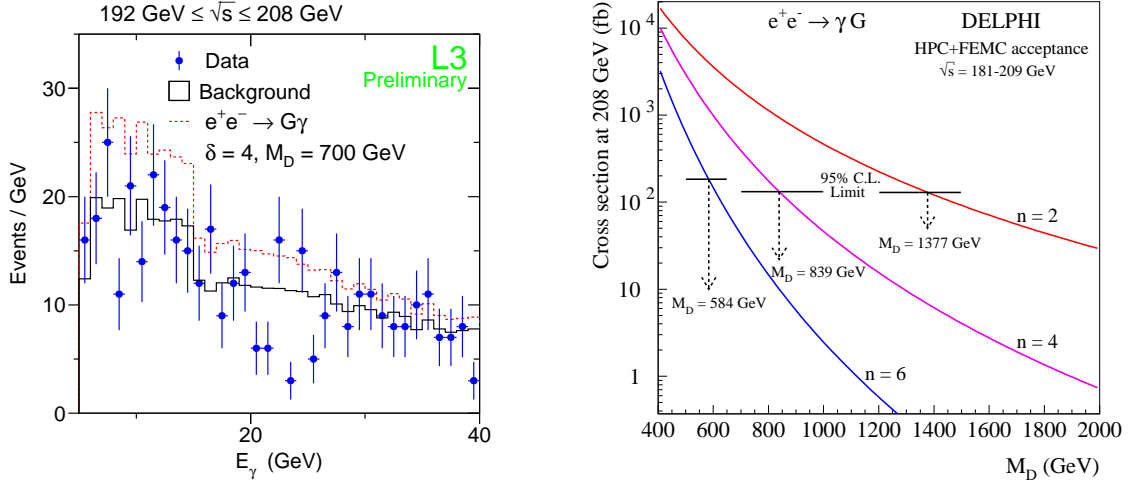


Figure 4: Left: L3 photon energy spectrum in real graviton production together with data and expected Standard Model background; Right: The cross section limits at 95% C.L. at $\sqrt{s} = 208$ GeV obtained by DELPHI experiment and the expected cross sections for $n = 2, 4, 6$ extra dimensions.

where x_γ is the ratio of the photon energy to the beam energy and θ_γ is the polar angle of the photon. The cross section increases rapidly with smaller photon energies and angles as shown in Figure 3.

The Standard Model background for this reaction is dominated by the process $e^+e^- \rightarrow \nu\bar{\nu}\gamma$. As an example, Figure 4 shows the expected photon energy spectrum from real graviton production together with data and prediction of the Standard Model background obtained by the L3 experiment. Limits on the parameter M_D as a function of the number of extra dimensions are then derived from a binned likelihood fit to the photon energy distribution. The cross section limits on the real graviton production obtained by DELPHI experiment are depicted in Figure 4.

Lower limits⁶ at the 95% C.L. from ALEPH, DELPHI and L3 are summarized in Table 1^a. The expected signal cross section is proportional to $M_D^{-(n+2)}$ and, thus, the limits on M_D fall rapidly with the number of extra dimensions n .

The direct graviton production associated with a Z boson can also be used to search for the

^aOPAL has also reported results using data only up to $\sqrt{s} = 189$ GeV.

Table 1: Lower limits at 95% C.L. on the gravitational scale M_D and on the size of extra dimensions R , derived from direct graviton searches in the $e^+e^- \rightarrow \gamma G$ channel.

	ALEPH		DELPHI		L3	
n	M_D (TeV)	R (cm)	M_D (TeV)	R (cm)	M_D (TeV)	R (cm)
2	1.28	$2.9 \cdot 10^{-2}$	1.38	$2.5 \cdot 10^{-2}$	1.45	$2.3 \cdot 10^{-2}$
4	0.78	$1.4 \cdot 10^{-9}$	0.84	$1.3 \cdot 10^{-9}$	0.87	$1.2 \cdot 10^{-9}$
6	0.57	$5.6 \cdot 10^{-12}$	0.58	$5.4 \cdot 10^{-12}$	0.61	$5.2 \cdot 10^{-12}$

Table 2: Expected cross sections σ_{ZG} for the ZG signal ($M_{D1} = 0.5$ TeV), detection efficiency ε , upper limit at 95% C.L. σ_{ZG}^{lim} on the cross section and lower limit on the scale M_{D1} as a function of the number of extra dimensions n .

n	2	3	4
σ_{ZG} (pb)	0.64	0.081	0.011
ε	0.56	0.56	0.55
σ_{ZG}^{lim} (pb)	0.29	0.30	0.30
M_{D1} (TeV)	0.60	0.38	0.29

effects of large extra dimensions⁷, complementing the search in the single photon channel. The L3 experiment has searched⁸ in the $e^+e^- \rightarrow ZG$ channel using only hadronic Z decays selected in data collected in 1998 at $\sqrt{s} = 189$ GeV. The signature of this process is an unbalanced hadronic event with a visible mass compatible with that of the Z. The reduced sensitivity with respect to the γG channel stems from the limited phase space available for the graviton emission due to the mass of the Z. Limits at 95% C.L. on the gravity scale M_{D1} are given in Table 2. The gravity scale M_{D1} is related but not equal to the M_D parameter used in the γG channel, *e.g.*, in the particular case of $n = 2$ the two parameter are related as $M_{D1}^4 = 4M_D^4$.

3 Indirect Searches

3.1 Overview

The pair production of both boson and fermions via virtual graviton exchange can interfere with the Standard Model production of the same final state particles. The cross section can be then written as:

$$\left(\frac{d\sigma}{d\Omega}\right) = \left(\frac{d\sigma}{d\Omega}\right)_{SM} + \frac{\lambda}{M_S^4} \left(\frac{d\sigma}{d\Omega}\right)_{int} + \frac{\lambda^2}{M_S^8} \left(\frac{d\sigma}{d\Omega}\right)_G, \quad (4)$$

where the first term is the Standard Model contribution, the second term denotes the interference between the Standard Model and graviton exchange diagrams, and the last term comes from the graviton exchange. Here λ is a dimensionless parameter order of unity and M_S is a new mass scale (cut-off) related to the effective gravitational scale M_D . The exact value of λ depends on the details of theory. At LEP most of the experiments use the formalism⁴, where $\lambda = +1$ and $\lambda = -1$ cases are considered to allow for both constructive and destructive interference. The dependence of λ on the number of extra dimensions, n , is believed to be negligible, so that the limits on M_S obtained using this parametrization⁴ are assumed to be valid for any n . All limits are given at 95% C.L.

Among many fermion and boson-pair final states studied at LEP, the most sensitive channels involve Bhabha scattering $e^+e^- \rightarrow e^+e^-$ and the photon-pair production $e^+e^- \rightarrow \gamma\gamma(\gamma)$.

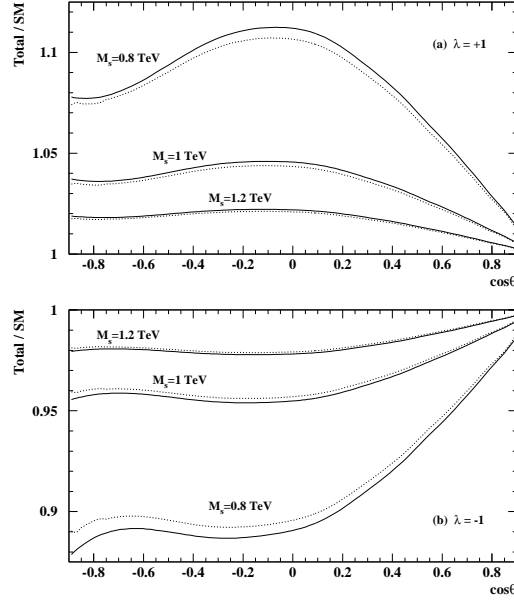


Figure 5: Ratio of the differential cross section of the process $e^+e^- \rightarrow e^+e^-$ including virtual graviton exchange to the Standard Model expectation for (a) $\lambda = +1$ and (b) $\lambda = -1$. The solid curves show the Born level prediction and the dotted curves show the prediction including radiative corrections.

Table 3: Lower limits at 95% C.L. on M_S obtained by L3 and OPAL using Bhabha scattering process.

Model	L3	OPAL
$M_S(\lambda = +1)$ (TeV)	1.06	1.00
$M_S(\lambda = -1)$ (TeV)	0.98	1.15

3.2 Bhabha Scattering

The dominant diagram contributing to the reaction $e^+e^- \rightarrow e^+e^-$ is the t -channel photon exchange and the interference between this diagram and the virtual graviton exchange is predicted to be large. This combined with the large statistics of the selected Bhabha sample at LEP makes this channel particularly sensitive. The ratio of the differential cross section including extra-dimensional effects to the Standard Model expectation is given in Figure 5. The maximum deviation⁹ from the Standard Model is observed in the central polar angle region and reaches the value of about 4% for $M_S = 1$ TeV.

Two LEP experiments, L3 and OPAL, have searched for the virtual graviton exchange effects with Bhabha samples selected using all available LEP2 dataset^{9,10}. Figure 6 shows the measured cross section distributions for the two experiments. None of the two experiments see any significant deviations from the Standard Model expectations and the derived limits are summarized in Table 3. The limits on the M_S are of the order of 1 TeV.

3.3 Photon-Pair Production

The reaction $e^+e^- \rightarrow \gamma\gamma(\gamma)$ proceeds via t - and u -channel QED diagrams and the cross section in the presence of the virtual graviton exchange is given by¹¹:

$$\frac{d\sigma}{d\Omega} = \frac{\alpha^2}{s} \frac{(1 + \cos^2 \theta)}{(1 - \cos^2 \theta)} - \frac{\alpha\lambda s}{2\pi M_S^4} (1 + \cos^2 \theta) + \frac{\lambda^2 s^3}{16\pi^2 M_S^8} (1 + \cos^2 \theta) (1 - \cos^2 \theta). \quad (5)$$

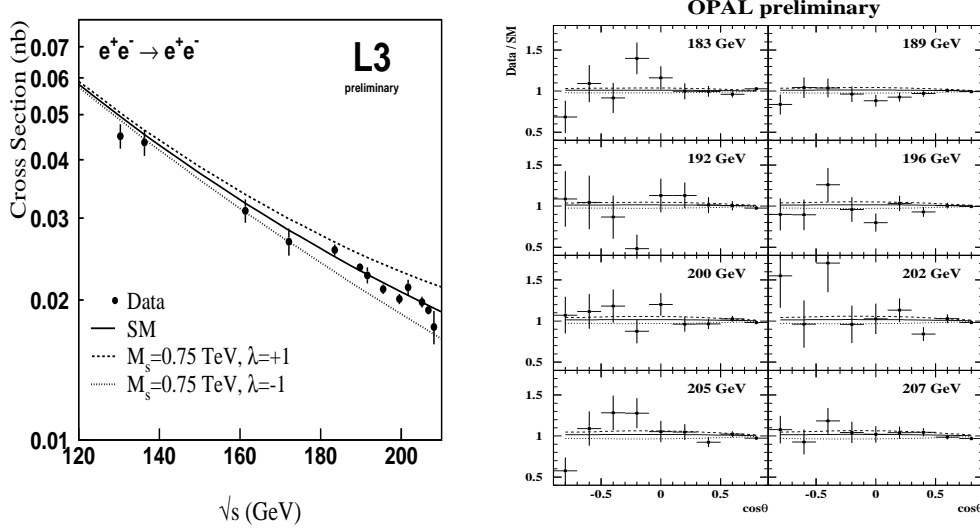


Figure 6: Left: Bhabha cross section measured by the L3 experiment as a function of \sqrt{s} . Standard Model curve as well as the predictions from the virtual graviton exchange are also shown. Right: Ratio of the measured differential cross section to the Standard Model prediction obtained by OPAL at different centre-of-mass energies. The points show data, whereas the dashed and dotted lines show the 95% C.L. limits for $\lambda = +1$ and $\lambda = -1$ respectively.

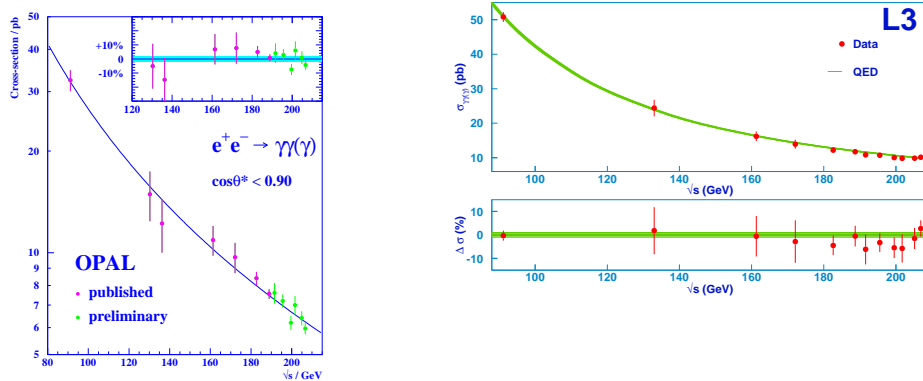


Figure 7: Total cross section measurements for the reaction $e^+e^- \rightarrow \gamma\gamma(\gamma)$ from (left) OPAL and (right) L3.

All four LEP collaborations have used this channel to search for the effects of the gravitons propagating in extra dimensions¹². As an example, Figure 7 shows the total and differential cross section distributions for the $\gamma\gamma$ final state measured by L3 and OPAL. Results from all four LEP experiments agree very well with the Standard Model prediction. Limits on the cut-off scale M_S are then computed using both the total number of the selected events and the distribution of the polar angle of the event, which is defined as $\cos\theta^* = |\sin(\frac{\theta_{\gamma 1} - \theta_{\gamma 2}}{2}) / \sin(\frac{\theta_{\gamma 1} + \theta_{\gamma 2}}{2})|$.

The limits obtained by the LEP experiments are shown in Table 4^b.

3.4 Combined Limits

The OPAL experiment have produced combined limits⁹ on M_S using the following indirect search channels: e^+e^- , $\gamma\gamma$ and ZZ (using data collected at $\sqrt{s} = 189 - 208$ GeV), and $\mu^+\mu^-$ and $\tau^+\tau^-$

^bALEPH limits are based on only data collected in 1998-99 at $\sqrt{s} = 189 - 202$ GeV.

Table 4: Lower limits at 95% C.L. on M_S obtained using $\gamma\gamma$ channel.

Model	ALEPH	DELPHI	L3	OPAL
$M_S(\lambda = +1)$ (TeV)	0.81	0.82	0.83	0.83
$M_S(\lambda = -1)$ (TeV)	0.82	0.91	0.99	0.89

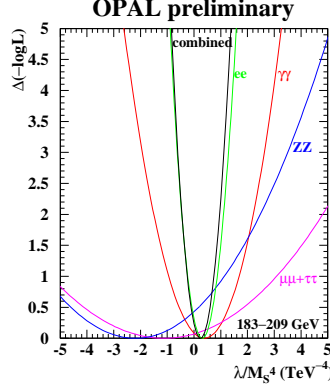


Figure 8: Negative log likelihood curves for each channel used in the OPAL combination and the combined likelihood curve.

(only $\sqrt{s} = 189$ GeV data). The combined limit as obtained by summing log likelihood curves from different channels is: $M_S(\lambda = +1) > 1.03$ TeV and $M_S(\lambda = -1) > 1.17$ TeV. Figure 8 shows that this limit is largely dominated by the e^+e^- channel.

In addition, a combined limit has been obtained¹³ by using the full LEP2 dataset for the two most sensitive $e^+e^- \rightarrow e^+e^-$ and $e^+e^- \rightarrow \gamma\gamma(\gamma)$ search channels. The obtained results are summarized in Table 5. These limits are “unofficial”, *i.e.*, they are not endorsed by the LEP experiments. However, they give a good indication of the expected combined LEP sensitivity to effects of the virtual graviton exchange.

3.5 TeV Strings

It has been recently shown that the additional effects due to string excitations in a string theory of extra dimensions might compete and even overwhelm the effects of the virtual graviton exchange¹⁴.

The Standard Model Bhabha scattering cross section is then modified as:

$$\frac{d\sigma}{d\cos\theta} = \left(\frac{d\sigma}{d\cos\theta} \right)_{SM} \left| \frac{\Gamma(1 - \frac{s}{M_{Str}^2})\Gamma(1 - \frac{t}{M_{Str}^2})}{\Gamma(1 - \frac{s}{M_{Str}^2} - \frac{t}{M_{Str}^2})} \right|^2, \quad (6)$$

where M_{Str} is the string scale.

The L3 experiment has used cross sections and forward-backward asymmetries from the $e^+e^- \rightarrow e^+e^-$ channel measured using the full LEP2 dataset to derive the following limit¹⁰ on the string scale: $M_{Str} > 0.57$ TeV.

4 Conclusion

The four LEP experiments have searched for signs of extra dimensions by looking for both real graviton production and effects of the virtual graviton exchange. No deviations from the

Table 5: “Unofficial” lower limits on the M_S cut-off scale.

Process	$M_S(\lambda = +1)$ (TeV)	$M_S(\lambda = -1)$ (TeV)
Bhabha scattering	1.13	1.28
QED photon pairs	0.95	1.14
Combined e^+e^- and $\gamma\gamma$	1.13	1.39

Standard Model are found and preliminary limits in excess of 1 TeV are set. The limits on the cut-off mass scale M_S are similar to those obtained at TEVATRON¹⁵, whereas the searches for the real graviton production provide the best exclusion limits on new fundamental scale of gravity M_D . All results from LEP experiments discussed in this paper were taken from papers submitted to the 2001 Winter Conferences. However, they are still up-to-date, as limits determined using the most sensitive channels, $\nu\bar{\nu}\gamma$, e^+e^- and $\gamma\gamma$, have not been changed or finalized since¹⁶.

Acknowledgements

I am very grateful to the four LEP collaborations for providing their latest results. I am indebted to S. Mele, D. Bourilkov, A. Favara and S. Shevchenko for their invaluable help during my preparation for this conference. I would like to thank the organizers of the Rencontres de Moriond, EW 2001. Last but not least, I am thanking my advisor, Professor Harvey Newman, for his support. This work was supported in part by the U.S. Department of Energy Grant No. DE-FG03-92-ER40701.

References

1. N. Arkani-Hamed, S. Dimopoulos, and G. Dvali, Phys. Lett. **B429**, 263 (1998); I. Antoniadis, N. Arkani-Hamed, S. Dimopoulos, and G. Dvali, Phys.Lett. **B436**, 257 (1998).
2. E.A. Mirabelli, M. Perelstein, and M.E. Peskin, Phys. Rev. Lett. **82**, 2236 (1999).
3. G. Giudice, R. Rattazzi, and J. Wells, Nucl. Phys. **B544**, 3 (1999) and revised version 2, e-print hep-ph/9811291.
4. J.L. Hewett, Phys. Rev. Lett. **82**, 4765 (1999).
5. T. Han, J.D. Lykken, and R.-J. Zhang, Phys. Rev. D **59**, 105006 (1999) and revised version 4, e-print hep-ph/9811350.
6. ALEPH Collaboration, ALEPH Note CONF-2001-010; DELPHI Collaboration, DELPHI-CONF-452 (2001).
7. K. Cheung and W.-Y. Keung, preprint hep-ph/9903294.
8. M. Acciarri *et al.* (L3 Collaboration), Phys. Lett. **B470**, 281 (1999).
9. OPAL Collaboration, OPAL Note PN471 (2001).
10. L3 Collaboration, L3 Note 2647 (2001).
11. K. Agashe and N.G. Deshpande, Phys. Lett. **B456**, 60 (1999).
12. ALEPH Collaboration, ALEPH Note CONF-2000-005; DELPHI Collaboration, DELPHI-CONF-464 (2001); L3 Collaboration, L3 Note 2650 (2001); OPAL Collaboration, OPAL Note PN469 (2001).
13. D. Bourilkov, preprint hep-ex/01003039.
14. S. Cullen, M. Perelstein and M. E. Peskin, Phys. Rev. D **62** 055012 (2000).
15. B. Abbott *et al.* (DØ Collaboration), Phys. Rev. Lett. **86**, 1156 (2001).
16. S. Shevchenko, talk given at the EPS HEP 2001, July 12-18, Budapest, Hungary.