

Electroweak Measurements on the Z Resonance

DAVID STROM *

*Department of Physics
University of Oregon, Eugene, OR 97403 USA*

Almost all precision electroweak measurements from the Z resonance made at the LEP storage ring by the ALEPH, DELPHI, L3 and OPAL experiments and those made using a polarized electron beam at the SLC by the SLD experiment are now final and have been published. Changes in the measurements since the last RADCOR meeting are discussed. The internal consistency of the measurements is considered. The impact of remaining theoretical uncertainties in the QCD sector are examined as well as the impact of experimental and theoretical uncertainties on the value of $\alpha_{\text{QED}}(m_Z)$.

Presented at the

5th International Symposium on Radiative Corrections
(RADCOR-2000)

Carmel CA, USA, 11–15 September, 2000

*Work supported by the US Department of Energy grant DE-FG03-96ER40969.

1 Introduction

Between 1989 and 1995 the LEP collaborations collected more than 200 pb^{-1} per experiment, which resulted in more than 17 million recorded Z decays. The LEP data included almost 50 pb^{-1} of off-peak data, which is needed to determine the mass and width of the Z. The SLD at the SLC recorded collisions with a polarized electron beam and an unpolarized positron beam from 1992 until 1998, achieving electron polarizations as high 80% and a total data sample of more than 500,000 recorded Z decays. These large data samples provide the basis for well-known tests of the Standard Model.

Almost all of the precision measurements made at the Z resonance have now been published and the LEP and SLD electroweak working groups have almost completed a comprehensive review of these measurements which will shortly appear in *Physics Reports*[1]. Furthermore, several very complete reviews of the theory necessary for the interpretation of these measurements already exist, see, for example, References [2,3,4]. Rather than attempting to summarize this entire work in a few pages, I will briefly review changes in theory and measurement since the last RADCOR meeting and then consider three areas where some controversy exists: the determination of strong coupling constant, α_s , the possible discrepancy between the Standard Model and measurements of forward-backward asymmetries in $b\bar{b}$ final states, and finally the impact on Higgs mass limits of the contribution of hadronic vacuum polarization to the running value of the electromagnetic coupling constant at the Z resonance, $\alpha(m_Z^2)$.

2 Changes since RADCOR 1998

The LEP and SLD collaborations present their measurements in terms of pseudo-observables which are closely related to the actual measurements, but include corrections for effects such as electromagnetic radiation and interference between photon mediated and Z mediated processes. These variables, together with other variables commonly used in electroweak fits are summarized in Table 1. The values of the Z mass, m_Z , the Z width, Γ_Z and the peak hadronic cross section $\sigma_{\text{had}}^{\text{pole}}$ require quite large corrections as illustrated in Figure 1 taken from Reference [9]. Large corrections are also needed to the forward-backward asymmetries of leptons and quarks. The largest corrections of all are for electron final states, where t-channel effects dominate in many regions of phase space. Radiative corrections for the left-right asymmetries measured by SLD and for polarized forward-backward asymmetries are much smaller, but nevertheless important. For example, the largest change between the preliminary SLD measurement of the left-right asymmetry (A_{LR}) and the final published value of A_{LR} came from a correction to the beam energy which was based

Table 1: The summary of measurements included in the combined analysis of Standard Model parameters used by the LEP and SLD electroweak groups reproduced from References [5] and [6]. The electroweak measurements from $p\bar{p}$ colliders, νN scattering, and LEP2 m_W are described elsewhere in the RADCOR 2000 proceedings [7,8].

	2000 Result	1998 Result	Standard Model fit	2000 Pull
$\Delta\alpha_{\text{had}}^{(5)}(m_Z^2)$	0.02804 ± 0.00065	0.02804 ± 0.00065	0.02804	0.0
<u>LEP</u>				
m_Z [GeV]	91.1875 ± 0.0021	91.1867 ± 0.0021	91.1874	0.0
Γ_Z [GeV]	2.4952 ± 0.0023	2.4939 ± 0.0024	2.4962	-0.4
$\sigma_{\text{had}}^{\text{pole}}$ [nb]	41.540 ± 0.037	41.491 ± 0.058	41.480	1.6
R_ℓ	20.767 ± 0.025	20.765 ± 0.026	20.740	1.1
A_{FB}^0	0.0171 ± 0.0010	0.0169 ± 0.0010	0.0164	0.8
τ polarization:				
A_τ	0.1439 ± 0.0042	0.1431 ± 0.0045	0.1480	-1.0
A_e	0.1498 ± 0.0048	0.1479 ± 0.0051	0.1480	0.4
q \bar{q} charge asym.:				
$\sin^2\theta_{\text{eff}}^{\text{lept}}$	0.2321 ± 0.0010	0.2321 ± 0.0010	0.23140	0.7
m_W [GeV]	80.427 ± 0.046	80.37 ± 0.09	80.402	0.5
<u>SLD</u>				
$\sin^2\theta_{\text{eff}}^{\text{lept}} (A_\ell)$	0.23098 ± 0.00026	0.23109 ± 0.00029	0.23140	-1.6
<u>Heavy Flavor</u>				
R_b	0.21653 ± 0.00069	0.21656 ± 0.00074	0.21578	1.1
R_c	0.1709 ± 0.0034	0.1735 ± 0.0044	0.1723	-0.4
$A_{\text{FB}}^{0,b}$	0.0990 ± 0.0020	0.0990 ± 0.0021	0.1038	-2.4
$A_{\text{FB}}^{0,c}$	0.0689 ± 0.0035	0.0709 ± 0.0044	0.0742	-1.5
A_b	0.922 ± 0.023	0.867 ± 0.035	0.935	-0.6
A_c	0.631 ± 0.026	0.647 ± 0.040	0.668	-1.4
<u>$p\bar{p}$ and νN</u>				
m_W [GeV]	80.452 ± 0.062	80.41 ± 0.09	80.402	0.8
$\sin^2\theta_W$	0.2255 ± 0.0021	0.2254 ± 0.0021	0.2226	1.2
m_t [GeV]	174.3 ± 5.1	173.8 ± 5.0	174.3	0.0

on a scan of the Z resonance [10].

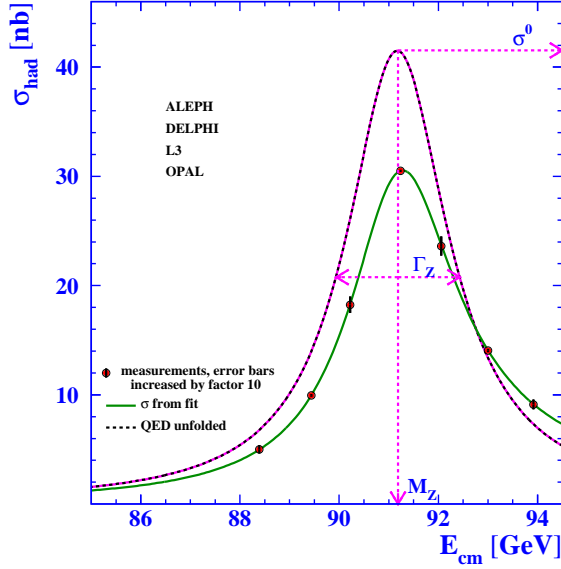


Figure 1: Illustration of LEP line-shape parameter definitions[9].

For the five Z line-shape parameters (assuming lepton universality) as measured at LEP[11,12,13,14], the total error and the theoretical error on the determination of the pseudo-observables is shown in Table 2. In terms of the effective vector and axial and vector couplings of a given fermion to the Z, g_{Af} and g_{Vf} :

$$\Gamma_{f\bar{f}} = \frac{G_F N_c m_Z^3}{6\pi\sqrt{2}} \left(R_V^f g_{Vf}^2 + R_A^f g_{Af}^2 \right) + \Delta_{\text{QCD}} \quad (1)$$

$$A_f = 2 \frac{g_{Vf} g_{Af}}{g_{Vf}^2 + g_{Af}^2}. \quad (2)$$

Here, R_V^f and R_A^f give corrections for final-state QED and QCD effects as well as quark masses, Δ_{QCD} for non-factorizable QCD effects. Note that A_f depends only on the ratio of couplings.

In almost all cases the theory error on the extraction of the pseudo-observables is at least five times smaller than the experimental error. The exceptions occur for theory corrections involving electron final states where t-channel photon mediated processes are important. For example, the theoretical error on luminosity determined with small angle Bhabha scattering drives the error on $\sigma_{\text{had}}^{\text{pole}}$ [15,16] and the effects of interference corrections on $R_e \equiv \frac{\Gamma_{\text{had}}}{\Gamma_e}$, and on $A_{\text{FB}}^{0,e} \equiv \frac{3}{4} A_e^2$ give a theoretical error which is of the same order as the total error on these quantities when lepton universality is assumed.

Table 2: The total and theoretical errors for the five parameters in a fit assuming lepton universality. If lepton universality is not assumed, the theory errors for electrons are larger, i.e. 0.024 for R_e and $0.0014A_{\text{FB}}^0$.

Quantity	Total Error	Theory Error
m_Z	2.1 MeV (0.2×10^{-4})	0.3 MeV (0.03×10^{-4})
Γ_Z	2.3 MeV (9.2×10^{-4})	0.2 MeV (0.8×10^{-4})
$\sigma_{\text{had}}^0 \quad \equiv \quad \frac{12\pi}{m_Z^2} \frac{\Gamma_{e^+e^-} \Gamma_{\text{had}}}{\Gamma_Z^2}$	0.037nb (8.9×10^{-4})	0.022nb (5.3×10^{-4})
$R_\ell \quad \equiv \quad \frac{\Gamma_{\text{had}}}{\Gamma_\ell}$	0.025 (12×10^{-4})	0.004 (1.9×10^{-4})
$A_{\text{FB}}^0 \quad \equiv \quad \frac{3}{4} A_e A_f$	0.0010 (5.6%)	0.0001 (0.6%)

It should be stressed that because of the complexity of the fitting procedure used to extract the pseudo-observables from the several hundred cross section and asymmetries of each of the LEP experiments, it will be extremely difficult to incorporate any future improvements in the theory needed to determine the pseudo-observables. It is encouraging that, in general, these theory errors are quite small. The theory used to extract the pseudo-observables from the raw measurements has been very stable since RADCOR 1998 (also shown in Table 1) with two exceptions. The inclusion of third order initial state radiation correction shifted σ_{had}^0 by 0.023 nb or 70% of its present total error[17], and also led to a ~ 0.5 MeV. shift on m_Z . Inclusion of initial-state radiation of e^+e^- pairs gave rise to a ~ 0.5 MeV shift on m_Z and ~ 0.8 MeV shift on Γ_Z [18].

The largest change in the experimental handling of the data was due to improved treatment of the errors on the determination of the beam energy. A lower energy systematic error was obtained for the 1995 LEP run than for the 1993 LEP run[19]. To properly take this into account, the four experiments combined should give more weight to the 1995 data than each do individually. To test the effects of this reweighting, separate values of m_Z were determined for each year as shown in Figure 2. Because of the consistency of m_Z for the different periods, the numerical effect of this new procedure was small[9].

In terms of the parameters derived from the LEP line shape, the largest change between RADCOR 1998 and these results is that the ratio of the invisible width to the width for a single generation of charged leptons, $\frac{\Gamma_{\text{inv}}}{\Gamma_\ell}$, is now slightly less than the Standard Model prediction giving a value for the number of neutrinos,

$$N_\nu = 2.984 \pm 0.008,$$

approximately 2σ smaller than expected. In 1998, the N_ν value was almost exactly 3. The change in the central value is largely due to an improved treatment of initial-state radiation that changed the value of $\sigma_{\text{had}}^{\text{pole}}$. The error has also been significantly reduced because of a reduction in the luminosity theoretical error [15] since RADCOR 1998.

As is apparent from Table 1 there have been big improvements in the heavy quark measurements made by SLD. These are discussed in detail in Section 4.

3 Theoretical errors in the determination of α_s

The LEP line-shape data allows a precise determination of α_s from the effect of QCD final state corrections to the hadronic width. To lowest order, the hadronic width scales as $\Gamma_{\text{had}} \propto 1 + \frac{\alpha_s}{\pi}$ which leads to the following dependences of LEP

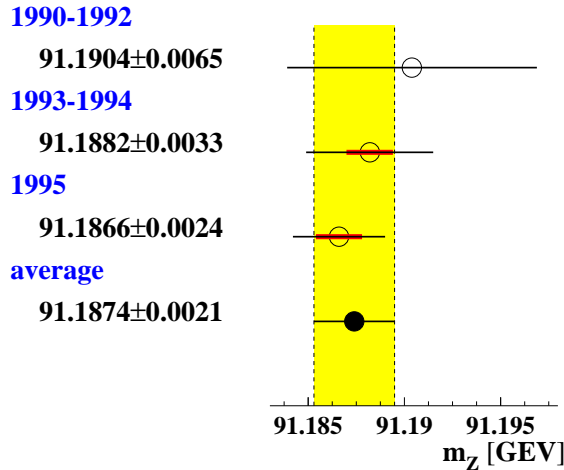


Figure 2: The value of m_Z determined in separate running periods of the LEP accelerator.

pseudo-observables on α_s :

$$\begin{aligned}
\Gamma_Z &= \Gamma_{\text{had}} + 3\Gamma_\ell + 3\Gamma_\nu \propto 1 + 0.7\frac{\alpha_s}{\pi} \\
R_\ell &= \frac{\Gamma_{\text{had}}}{\Gamma_\ell} \propto 1 + \frac{\alpha_s}{\pi} \\
\sigma_{\text{had}}^0 &= \frac{12\pi}{m_Z^2} \frac{\Gamma_\ell \Gamma_{\text{had}}}{\Gamma_Z^2} \propto 1 - 0.4\frac{\alpha_s}{\pi} \\
\sigma_\ell^0 &= \frac{12\pi}{m_Z^2} \frac{\Gamma_\ell^2}{\Gamma_Z^2} \propto 1 - 1.4\frac{\alpha_s}{\pi}
\end{aligned}$$

Here charged lepton universality has been assumed and the invisible width of the Z has been assumed to consist of the contribution from the three generations of neutrinos ($3\Gamma_\nu$). Theoretically, the dependence of these quantities on α_s comes from the same contribution to Γ_{had} . (There are additional small top mass (m_t) contributions to the partial widths from $\alpha_s m_t^2$ and $\alpha_s^2 m_t^2$ corrections to the couplings g_{Af} and g_{Vf} . The uncertainty on these corrections correspond to less than a 1.0 GeV uncertainty in the top mass and can therefore be ignored. This is discussed in more detail below.) The cleanest measurements of α_s come from quantities which depend on the ratio of partial widths such as R_ℓ , σ_{had}^0 and σ_ℓ^0 where additional uncertainties from m_t and from the Higgs mass (m_h) cancel.

The parameters R_ℓ , σ_{had}^0 , and σ_ℓ^0 are not independent since $R_\ell = \frac{\sigma_{\text{had}}^0}{\sigma_\ell^0}$. The LEP parameter set includes R_ℓ and σ_{had}^0 , hiding the constraint imposed by σ_ℓ^0 in the correlation matrix. The value of α_s determined using R_ℓ alone is (for $m_h = 100$ GeV)

$$\alpha_s(m_Z) = 0.1228 \pm 0.0038 \begin{array}{l} +0.0033(m_h=900 \text{ GeV}) \\ -0.0000(m_h=100 \text{ GeV}) \end{array}$$

which can be compared to that obtained from σ_ℓ^0 alone

$$\alpha_s(m_Z) = 0.1183 \pm 0.0030 \begin{array}{l} +0.0026(m_h=900 \text{ GeV}) \\ -0.0000(m_h=100 \text{ GeV}) \end{array}$$

The discrepancy between these two values is another manifestation of the small value of N_ν determined from these data. The result of the grand electroweak fit that uses other electroweak data to constrain the unknown Higgs mass and includes information from Γ_Z is

$$\alpha_s(m_Z) = 0.1183 \pm 0.0027.$$

The error does not include any theoretical error from the QCD calculation of Γ_{had} .

The line-shape value of $\alpha_s(m_Z)$ is comparable to the recent world averages, such as the PDG average[20], $\alpha_s(m_Z) = 0.1181 \pm 0.002$ and an average of measurements based on NNLO calculations[21] $\alpha_s(m_Z) = 0.1178 \pm 0.0034$. There is some controversy concerning the theoretical error for the line-shape $\alpha_s(m_Z)$. Values in the literature differ by nearly an order of magnitude ranging from 0.0005 [22] to 0.003 [21]. Given the statistical precision of the line-shape $\alpha_s(m_Z)$ measurement it is worth examining the errors in some detail.

The most complete analysis of the error on $\alpha_s(m_Z)$ is given in Reference [23] which gives a detailed examination of the QCD calculations presently implemented in the commonly used programs TOPAZ0[24] and ZFITTER[25]. The treatment here closely follows that of Reference [23], however, calculations which were not available at the time that this work was completed are also considered here. The effects of QCD on Γ_{had} can be divided into 4 different categories: the dominant non-singlet terms which have the same effect on axial and vector neutral currents; corrections due to quark masses, dominated by uncertainties in the b-quark mass; singlet contributions and finally propagator corrections associated with the top mass m_t .

3.1 Uncertainties in massless non-singlet terms

The non-singlet axial and vector QCD corrections for massless quarks in R_V^f and R_A^f are equal (see Equation 1). This correction is known to third order and is given[22] by:

$$1 + \frac{\alpha_s}{\pi} + 1.40932\left(\frac{\alpha_s}{\pi}\right)^2 - 12.76706\left(\frac{\alpha_s}{\pi}\right)^3. \quad (3)$$

One way to assess the errors due to missing higher order terms is by changing the QCD renormalization scale, which is explained in some detail in Reference [21]. In Reference [22] the renormalization scale μ is varied in the interval $e^{-2}(0.14) < \mu/m_Z < e^2(7.4)$. The total fractional variation of Γ_{had} for this range of renormalization scales corresponds to a variation in α_s of 2.6%, giving errors of approximately $\pm 1.3\%$. A similar study has been done in Reference [23] and a total variation in α_s of 1.0% is obtained when μ is varied in the smaller interval $0.5 < \mu/m_Z < 2.0$.

An alternative method, employed in Reference [23], is simply to estimate the possible error due to missing higher orders as equal to the last evaluated term. When this is applied to Equation 3, the cubic term corresponds to an estimated error on α_s of $\pm 1.8\%$.

These uncertainties can be reduced by summing a large class of “ π^2 -terms”, as is done in Reference [22]. For the measurement of α_s from the Z line shape, considering scale variations ($e^{-2}(0.14) < \mu/m_Z < e^2(7.4)$) and scheme dependence, Reference [22] suggests an error $\pm 0.4\%$ from QCD theory and that the value of α_s be scaled by

$$\alpha_s^{\text{improved}} = 1.006\alpha_s^{\text{ZFITTER}}. \quad (4)$$

In Reference [26] a similar technique is applied to $e^+e^- \rightarrow \text{hadrons}$ at $\sqrt{s} = 31.6\text{GeV}$. In this case the improved value of α_s was 0.8% greater than the standard one, in agreement with Equation 4. Reference [26] does criticize Reference [22] for not having varied the scheme dependence sufficiently, but this would appear to be a technical objection as opposed to a practical one, as the variation in the scheme dependence made only a small contribution to the error.

The main controversy surrounding the α_s error centers on the validity of the summation of the higher order terms such as done in Reference [22]. This summation

has also been applied to the determination of α_s using information from hadronic decays of the tau lepton, R_τ . Given the much larger value of α_s at this scale, it might be expected that any problems in the summation procedure would be amplified. Using a method called Contour Improved Fixed Order Perturbation Theory (CIPT) [27], which is similar to the π^2 summation of Reference [22], OPAL[33] obtains $\alpha_s(m_\tau^2) = 0.348 \pm 0.010(\text{exp}) \pm 0.019(\text{theory})$. However, it has also been found that when “renormalon” effects referred to as “renormalon chain resummation” (RCPT) [29] are included, $\alpha_s(m_\tau^2) 0.306 \pm 0.005(\text{exp}) \pm 0.011(\text{theory})$ is obtained.

Since these two methods of determining α_s with R_τ marginally disagree by more than the theoretical error estimates, it is important that an error due to renormalon effects be included in any analysis of α_s from the Z line shape. Fortunately, the effects of renormalons were also included in the calculations of Reference [22] for Γ_{had} and were found to have almost no effect.

Since these renormalon effects are small at the Z resonance, I conclude that the studies of R_τ give no evidence for additional QCD uncertainties in the non-singlet term and the 0.4% error estimate is appropriate. Of course, it cannot be excluded that there are other unknown effects, but this is true for all of the theoretical errors in the Z resonance studies as well.

3.2 Mass correction

The only significant contribution from the uncertainty in the mass corrections is from the b-quark mass. The uncertainties associated with these corrections can be significantly reduced if the running b-quark mass, $\overline{m}_b(m_Z) \simeq 2.77$ GeV is used.

These corrections are known to $\mathcal{O}(\alpha_s^3)$ for R_V (vector current), but only to $\mathcal{O}(\alpha_s^2)$ for R_A (axial-vector current). In Reference [23] uncertainties from missing orders are evaluated using scale variations ($0.5 < \mu/m_Z < 2.0$) and from the size of the $\mathcal{O}(\alpha_s^2)$ terms. The scale variation gave a total variation in α_s of 0.04%. The size of the axial-vector $\mathcal{O}(\alpha_s^2)$ term dominates the uncertainty, and corresponds to 0.05%. I adopt $\pm 0.05\%$ as the error estimate from unknown higher orders in the mass corrections.

Propagating the error of the pole mass of the b-quark, $M_b = 4.7 \pm 0.2$ GeV, an error on $\alpha_s(m_Z)$ of $\pm 0.31\%$ is obtained.

3.3 Singlet contributions

The error on the singlet contribution is due to uncertainties from the top quark mass and from possible missing higher orders. The error due to the top-quark mass is evaluated using ZFITTER or TOPAZ0 and is not included in the QCD error estimate. The QCD singlet contribution (including top mass dependent contributions with $m_t = 174$ GeV) scales Γ_{had} by

$$1 - 0.63(\alpha_s/\pi)^2 - 2.69(\alpha_s/\pi)^3. \quad (5)$$

Varying the renormalization scale in the range ($0.5 < \mu/m_Z < 2.0$) in this expression gives a total variation of α_s of 0.26%, whereas dropping the third term changes α_s by 0.38%. The larger value is taken as the error.

3.4 Propagator corrections

The behavior of the widths themselves, such as Γ_Z or Γ_{had} , will differ from observables that depend on the ratio of widths, R_ℓ , σ_{had}^0 and σ_ℓ^0 . Since the α_s correction to the propagator affects all partial widths equally, its effects will cancel in these observables. This correction is parameterized[30] by

$$\delta\rho_{m_t} = \frac{3\sqrt{2}G_F m_t^2}{16\pi^2} \left(1 - 2.8599\frac{\alpha_s}{\pi} - 14.594\left(\frac{\alpha_s}{\pi}\right)^2\right) \quad (6)$$

where m_t is the top pole mass and $\alpha_s = \alpha_s(m_t) \simeq 0.11$. For $m_t = 175$ GeV the partial widths of leptonic and neutrino final states scale with α_s as

$$1 + \delta\rho_{m_t}^{\text{QCD}} = 1 - 0.027\frac{\alpha_s}{\pi} - 0.140\left(\frac{\alpha_s}{\pi}\right)^2. \quad (7)$$

Although this propagator correction is only a few percent of the QCD hadronic final-state correction, its theoretical uncertainty can be disproportionately large. Measurements of α_s through quantities in which the propagator effects cancel, such as R_ℓ , σ_{had}^0 and σ_ℓ^0 are therefore favored. Such observables also benefit from the cancelation of other effects in the propagator, such as m_b and m_t dependence, which are in fact much larger than the QCD effects.

The scheme and renormalization dependence of the QCD propagator correction has been evaluated in Reference [30] and is less than 5×10^{-5} . Taking into account the Z branching ratio to hadrons ($\sim 70\%$), the corresponding additional error on α_s determined from Γ_Z is 0.21%.

This renormalization scale uncertainty could also be viewed as an error on m_t . For $m_t = 175$ GeV, this corresponds to an uncertainty of 0.4 GeV, which is much smaller than the corresponding experimental uncertainty of 5 GeV.

In the extreme alternative approach of taking the last calculated term as the error estimate, a fractional error on Γ_Z of 17×10^{-5} is obtained, corresponding to an additional error on α_s determined from Γ_Z of 0.7%.

Effects from the uncertainties of the QCD corrections (also known to second order) on the ratio of couplings for different fermions, g_{Vf}/g_{Af} , or equivalently $\sin^2\theta_W^{\text{eff}}$, have been justifiably neglected[31] in these error estimates. These corrections give rise to slight differences in the α_s dependence of the Standard Model predictions for Γ_ν and Γ_ℓ .

Table 3: Summary of the QCD error on α_s derived from various line shape observables based on the ratio of partial widths, R_ℓ , σ_{had}^0 and σ_ℓ^0 and from the total width of the Z, Γ_Z .

effect	α_s from ratio of widths	α_s from Γ_Z
missing orders, massless, non-singlet	0.40%	0.40%
missing orders, singlet	0.38%	0.38%
missing orders, mass	0.05%	0.05%
b-quark mass	0.31%	0.31%
propagator effects	-	0.21%
Total	0.84%	0.87%

3.5 α_s summary

The effects discussed above are summarized in Table 3. I conservatively assume that the singlet and non-singlet contributions could be 100% correlated and sum their errors linearly. Another approach to possible correlation between theoretical uncertainties in different parts of the QCD calculation is taken by Reference [21]. This approach is based on an attempt to extract the overall dependence of R_ℓ on α_s , including all contributions to the running quark masses and any residual propagator effects from a third order fit in α_s to the ZFITTER output as a function of α_s [32]. Note that because of the running quark masses and the propagator corrections the expansion contains terms beyond the third-order. The effects of these terms are included by the fit in the effective coefficients of the lower-order terms. The renormalization group equations are then applied to the resulting expansion. An error from renormalization scale uncertainties of +2.4%, -0.3% is obtained which is compatible to the result one obtains from adding the errors of the singlet and non-singlet contributions *without* the correction of Equation 4. Note that neither ZFITTER nor TOPAZ0 presently include this correction.

The other effects in Table 3 are added in quadrature. The contribution of the QCD uncertainty in the measurement of α_s from R_ℓ , σ_{had}^0 and σ_ℓ^0 is slightly smaller than that from Γ_Z (or the derived quantity Γ_{had}) because the propagator corrections are smaller. Since the constraints on m_t and m_b are presently much looser than the uncertainty on the QCD effect in the propagator, this additional source of error could be ignored in the grand electroweak fit. However, at present this is numerically unimportant. Rounding the QCD theoretical uncertainty to 0.9% and applying the correction of Equation 4 gives an improved value of the strong coupling constant

$$\alpha_s(m_Z) = 0.1190 \pm 0.0027(\text{Exp.} + \text{EW}) \pm 0.0011(\text{QCD})$$

where the first error includes statistical, systematic and electroweak errors and the second error is due to QCD effects. This result is nearly as precise as the 2000 PDG[20] world average of $\alpha_s(m_Z) = 0.1181 \pm 0.002$.

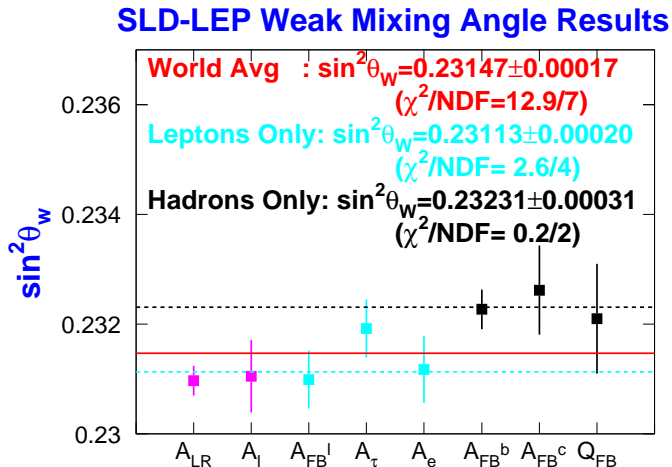


Figure 3: Comparison of $\sin^2\theta_{\text{eff}}^{\text{lept}}$ measured at SLD and LEP[36].

4 Measurements of $\sin^2\theta_{\text{eff}}^{\text{lept}}$ and A_b

The effective value of the weak mixing angle is given by ratio of effective vector and axial couplings

$$\sin^2\theta_{\text{eff}}^{\text{lept}} \equiv \frac{1}{4}\left(1 - \frac{g_{V\ell}}{g_{A\ell}}\right) \quad (8)$$

and is closely related to A_ℓ as given by Equation 2. The most accurate value of $\sin^2\theta_{\text{eff}}^{\text{lept}}$ comes from the left-right asymmetry $A_{LR} = A_\ell$ as measured by SLD[10]. Additional constraints come from polarized forward-backward asymmetries of leptons measured at SLD and from forward-backward asymmetries measured at LEP (see Table 2). LEP can also probe A_e and A_τ directly using the tau polarization. The values presented here include an improved preliminary measurement from OPAL [34] and a recent final result from DELPHI [35]. The resulting values of $\sin^2\theta_{\text{eff}}^{\text{lept}}$ are given in Figure 3.

The forward-backward asymmetries of $b\bar{b}$ and $c\bar{c}$ events can also be used to determine $\sin^2\theta_{\text{eff}}^{\text{lept}}$ through the relations $A_{FB}^{0,c} \equiv \frac{3}{4}A_eA_c$ and $A_{FB}^{0,b} \equiv \frac{3}{4}A_eA_b$ as long as the Standard Model is used to calculate A_c and A_b . The figure shows that there is a significant discrepancy between the quark based forward-backward measurements

Table 4: Comparison of measured and Standard Model values of A_c and A_b . The LEP values are extracted using the LEP/SLD average of $A_\ell = 0.1500 \pm 0.0016$

	A_b	A_c
SLD	0.922 ± 0.023 (-0.6 σ)	0.631 ± 0.026 (-1.4 σ)
LEP/SLD Average	0.898 ± 0.015 (-2.5 σ)	0.623 ± 0.020 (-2.2 σ)
Standard Model	0.935	0.668

and those made in the leptonic sector alone.

Since the leptonic measurements agree well, a possible explanation for this effect would be that the values of either or both A_c and A_b deviate from the Standard Model prediction. Using the polarized forward-backward asymmetry for $b\bar{b}$ and $c\bar{c}$ events A_c and A_b can be obtained directly [37]. The comparison of the SLD result and Standard Model is given in Table 4. The precision of the preliminary SLD result has been considerably improved since the 1998 RADCOR [37], (see Table 1 and Reference [5]) but the SLD data are not statistically precise enough to indict the Standard Model by themselves. It is unfortunate that SLD was prevented from running long enough to settle this issue.

Given that the SLD data cannot confirm a deviation in the values of A_c and A_b , the remaining possibilities are a large statistical fluctuation or an unstated systematic error in some of the measurements. The most economical solution would be a systematic error affecting the LEP heavy quark measurements. However, there is no obvious source of such an error. On the experimental side, the total systematic error for $A_{\text{FB}}^{0,b}$ would have to be inflated by more than a factor of 5 to account for the discrepancy. The theoretical systematics are dominated by the correction to the observed asymmetry for gluon radiation. For a completely inclusive selection, the total QCD correction applied to the data is approximately 4%, of order the discrepancy between the LEP $A_{\text{FB}}^{0,b}$ average and the expected value from the Standard Model. However, most experimental analyses tend to reject events strongly affected by gluon radiation so the actual corrections are much smaller [38]. Furthermore, the experimental techniques used in jet-charged measurements uses data driven correction which attenuate the QCD effects still further. The residual QCD error on the LEP $A_{\text{FB}}^{0,b}$ measurements, largely from missing higher orders in the QCD calculation and from hadronization, is estimated to be 0.2%.

The LEP heavy quark results are not all published or final and it is expected that some of the techniques developed for b-mixing studies will result in an increase in the precision of some of the LEP results [39,40].

Table 5: Limits and values for Higgs mass determined from fits with the “usual” experiment driven value[41] of $\Delta\alpha_{\text{had}}^5(m_Z^2)$ traditionally used by the LEP electroweak group and the value of $\Delta\alpha_{\text{had}}^5(m_Z^2)$ presented at ICHEP2000 including BES data [50].

$\Delta\alpha_{\text{had}}^5$	0.02804 ± 0.00065	0.02755 ± 0.00046
m_h	60_{-29}^{+52} GeV	90_{-39}^{+63} GeV
m_h 95% C.L. upper limit	$m_{\text{Higgs}} < 170\text{GeV}$	$m_{\text{Higgs}} < 210\text{GeV}$

5 Impact of uncertainties in hadronic vacuum polarization

The constraint given by the LEP and SLD asymmetry data on the Higgs mass is strongly dependent on the running value of α parameterized by

$$\alpha(m_Z^2) = \frac{\alpha(0)}{1 - \Delta\alpha_\ell(m_Z^2) - \Delta\alpha_{\text{had}}^5(m_Z^2) - \Delta\alpha_{\text{top}}(m_Z^2)}$$

where $\Delta\alpha_\ell(m_Z^2)$ is the contribution to vacuum polarization from leptons, $\Delta\alpha_{\text{top}}(m_Z^2)$ the contribution from top quarks and $\Delta\alpha_{\text{had}}^5(m_Z^2)$ the contribution from the five lightest quarks. The value of $\Delta\alpha_{\text{had}}^5(m_Z^2)$ is derived from the measured cross section for the process $e^+e^- \rightarrow \text{hadrons}$ at low energies and currently limits the precision with which $\alpha(m_Z^2)$ can be determined.

The correlation between $\Delta\alpha_{\text{had}}^5(m_Z^2)$ and the determination of the Higgs mass from the electroweak data is shown in Figure 4. The value of the Higgs mass determined from the fit is strongly correlated with the $\Delta\alpha_{\text{had}}^5(m_Z^2)$ input. In Figure 5 various determinations [41,42,43,44,45,46,47,48,49,50] of the $\Delta\alpha_{\text{had}}^5(m_Z^2)$ are shown. The LEP Electroweak group has generally used the value from Eidelmann and Jegerlehner [41] which is primarily data driven. It is interesting that the new determination from Pietrzyk [50], based on new data from BES [51] presented at ICHEP 2000 agrees well with the result of theory driven results [43,44,45,46,47,48,49] which makes use of perturbative QCD. In any case the result of using the Pietrzyk result is to move the Higgs mass prediction of the grand electroweak fit towards higher values (see Table 5). We can expect that the error on $\Delta\alpha_{\text{had}}^5(m_Z^2)$ will continue to decline in the future as more data is collected by BES and other low energy electron-positron storage rings.

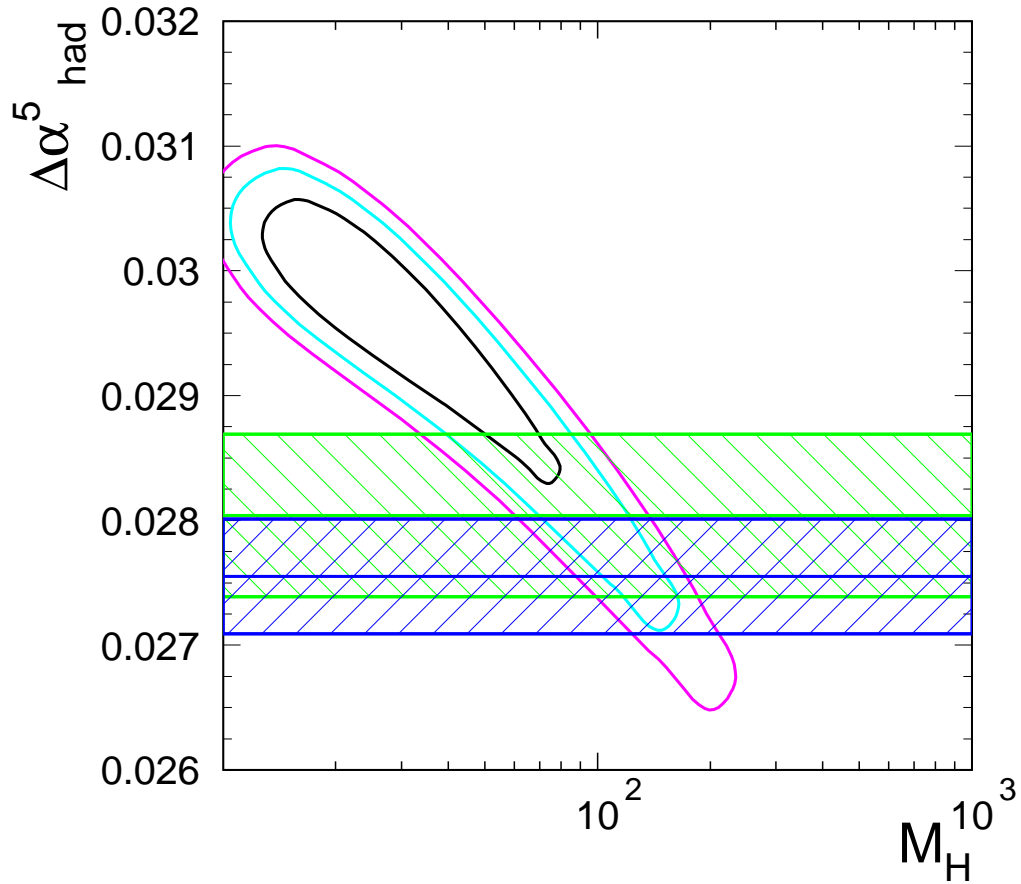


Figure 4: The contours show the 1σ (47% C.L.), 2σ (91% C.L.) and 3σ (99.5% C.L.) limits in the $\Delta\alpha_{\text{had}}^5(m_Z^2)-m_h$ plane, for a data similar, but not identical to that of Table 1[36]. The upper bands show the value from $\Delta\alpha_{\text{had}}^5(m_Z^2)-m_h$ from Reference [41] and the lower band shows preliminary results using the new preliminary BES data from Reference [50]

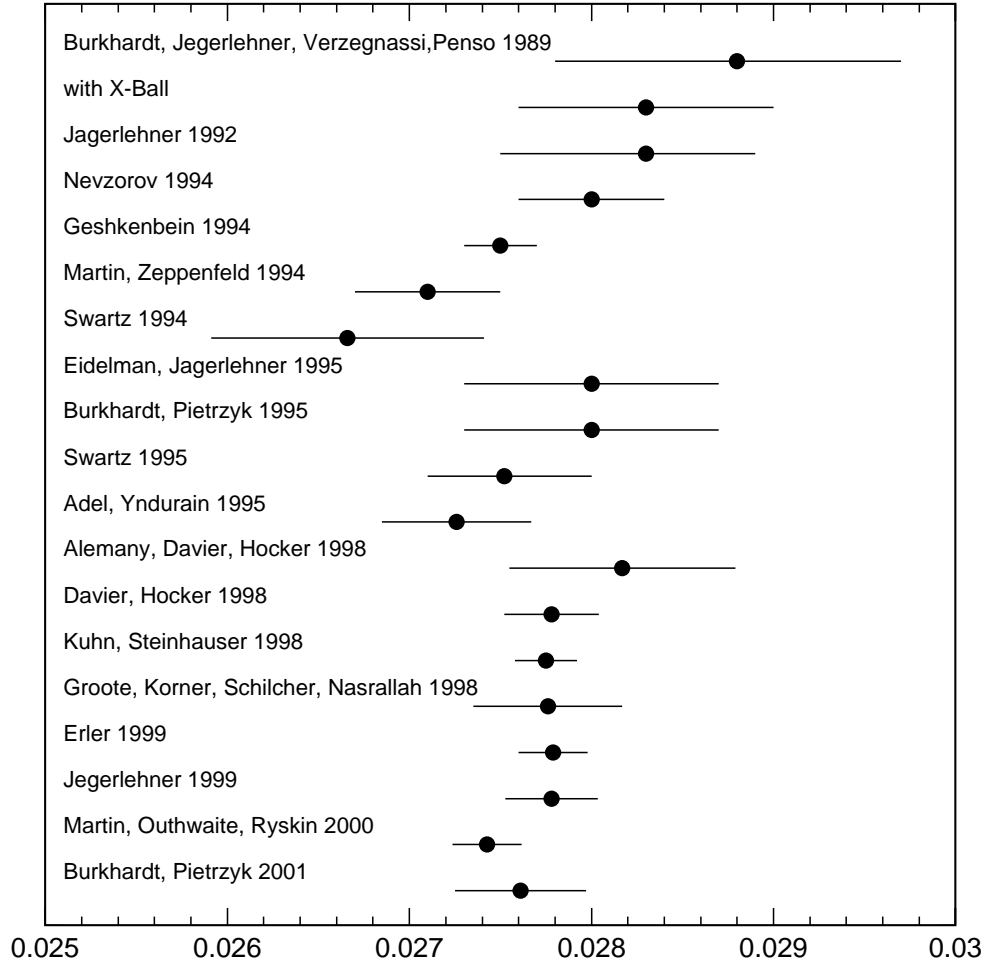


Figure 5: Compilation of values of $\Delta\alpha_{\text{had}}^5(m_Z^2)$ as a function of time. (See References [41,42,43,44,45,46,47,48,49], for older values see citation in Reference [42]). The last two results incorporate the new BES data[51].

6 Conclusions

The LEP results for the Z line shape and lepton asymmetries have been stable for some time and are now final and published[9]. The theoretical error assigned to α_s determined from these data remains controversial. If the correction of Reference [22] is applied,

$$\alpha_s(m_Z) = 0.1190 \pm 0.0027(\text{Exp.} + \text{EW}) \pm 0.0011(\text{QCD})$$

is obtained. This is competitive with the 2000 PDG[20] world average of $\alpha_s(m_Z) = 0.1181 \pm 0.002$.

The SLD measurement of $\sin^2\theta_{\text{eff}}^{\text{lept}}$, based primarily on the left-right polarized asymmetry, is also now final and published[10]. Its value agrees with that obtained from lepton asymmetries and τ polarization at LEP. However, the average from these lepton based results is in disagreement with the LEP heavy-quark measurements of $\sin^2\theta_{\text{eff}}^{\text{lept}}$. It is possible that the discrepancy could be explained by anomalous values of A_b or A_c , but the direct measurements of these quantities by SLD are in agreement with both the Standard Model and the LEP values, assuming a Standard Model value for A_e .

The interpretation of these electroweak results in terms of limits on the Higgs boson mass depends on the value of $\Delta\alpha_{\text{Had}}^5(m_Z^2)$. New e^+e^- cross section measurements from BES gives a data driven value $\Delta\alpha_{\text{had}}^5(m_Z^2)$ which agrees with previous theory driven determinations, resulting in a higher prediction for the Higgs boson mass.

Acknowledgments

I would like to thank the ALEPH, DELPHI, L3, OPAL and SLD collaborations and the LEP and SLD Electroweak Working Groups for their assistance in preparing this report. I am especially grateful to Martin Grünewald and Günter Quast for providing the electroweak fits used in this report. I would also like to thank Dave Soper and Sigi Bethke for useful discussions about the application of QCD to the LEP line-shape results. Finally I wish to thank Dick Kellogg for his suggestions and encouragement.

References

- [1] ALEPH, DELPHI, L3, OPAL and SLD Collaborations, the LEP Electroweak Working Group and the SLD Electroweak and Heavy Flavor Groups, “Precision Electroweak Measurements on the Z Resonance”, in preparation.
- [2] G. Montagna, O. Nicosini and F. Piccinini, Riv. Nuovo Cim. **21N9** (1998) 1.

- [3] D. Bardin, M. Grunewald and G. Passarino, “Precision calculation project report,” hep-ph/9902452.
- [4] D. Bardin and G. Passarino, “The Standard Model in the making: Precision study of the electroweak interactions,” *Oxford, UK: Clarendon (1999) 685 p.*
- [5] ALEPH, DELPHI, L3, OPAL and SLD Collaborations, the LEP Electroweak Working Group and the SLD Electroweak and Heavy Flavor Groups, “A combination of preliminary electroweak measurements and constraints on the standard model,” hep-ex/0103048.
- [6] ALEPH, DELPHI, L3, OPAL and SLD Collaborations, the LEP Electroweak Working Group and the SLD Electroweak and Heavy Flavor Groups, “A combination of preliminary electroweak measurements and constraints on the standard model,” CERN-EP-99-015.
- [7] K. McFarland, “Electroweak Physics at the Tevatron”, RADCOR 2000.
- [8] S. Wynnhoff, “Standard model physics results from LEP2,” hep-ex/0101016.
- [9] LEP Collaborations, “Combination procedure for the precise determination of Z boson parameters from results of the LEP experiments,” hep-ex/0101027.
- [10] K. Abe *et al.*, SLD Collaboration, Phys. Rev. Lett. **84** (2000) 5945.
- [11] R. Barate *et al.*, ALEPH Collaboration, Eur. Phys. J. C **14** (2000) 1.
- [12] P. Abreu *et al.*, DELPHI Collaboration, Eur. Phys. J. C **16** (2000) 371.
- [13] M. Acciarri *et al.*, L3 Collaboration, Eur. Phys. J. C **16** (2000) 1.
- [14] G. Abbiendi *et al.*, OPAL Collaboration, Eur. Phys. J. C **19** (2001) 587.
- [15] B. F. Ward, S. Jadach, M. Melles and S. A. Yost, Phys. Lett. B **450** (1999) 262.
- [16] G. Montagna, M. Moretti, O. Nicosini, A. Pallavicini and F. Piccinini, Nucl. Phys. B **547** (1999) 39.
G. Montagna, M. Moretti, O. Nicosini, A. Pallavicini and F. Piccinini, Phys. Lett. B **459** (1999) 649.
- [17] G. Montagna, O. Nicosini and F. Piccinini, Phys. Lett. B **406** (1997) 243.
- [18] A. B. Arbuzov, “Light pair corrections to electron positron annihilation at LEP/SLC,” hep-ph/9907500.
- [19] L. Arnaudon *et al.*, Z. Phys. C **66** (1995) 45.

- [20] L. Montanet *et al.*, Phys. Rev. D **50** (1994) 1173.
- [21] S. Bethke, J. Phys. G **G26** (2000) R27.
- [22] D. E. Soper and L. R. Surguladze, Phys. Rev. D **54** (1996) 4566.
- [23] K. G. Chetyrkin, J. H. Kuhn and A. Kwiatkowski, Phys. Rept. **277** (1996) 189.
- [24] G. Montagna, O. Nicosini, F. Piccinini and G. Passarino, Comput. Phys. Commun. **117** (1999) 278.
- [25] D. Bardin, P. Christova, M. Jack, L. Kalinovskaya, A. Olchevski, S. Riemann and T. Riemann, Comput. Phys. Commun. **133** (2001) 229.
- [26] P. A. Raczka and A. Szymacha, Phys. Rev. D **54** (1996) 3073.
- [27] F. Le Diberder and A. Pich, Phys. Lett. B **289** (1992) 165.
- [28] K. Ackerstaff *et al.*, OPAL Collaboration, Eur. Phys. J. C **7** (1999) 571.
- [29] P. Ball, M. Beneke and V. M. Braun, Nucl. Phys. B **452** (1995) 563.
- [30] K.G. Chetyrkin, J.H. Kühn, and M. Steinhauser, Phys. Lett. **B351** (1995) 331.
- [31] K. G. Chetyrkin, J. H. Kühn and M. Steinhauser, Phys. Rev. Lett. **75** (1995) 3394.
- [32] E. Tournefier, “Extraction of α_s and constraint on the Higgs mass from electroweak fits at the Z resonance,” hep-ex/9810042.
- [33] K. Ackerstaff, *et al.*, OPAL Collaboration, Eur. Phys. J. C **7** (1999) 571.
- [34] OPAL Collaboration, “Precision Tau and Electron Neutral Current Asymmetry Measurements from the Tau Polarization at OPAL”, OPAL Physics Note PN438.
- [35] P. Abreu *et al.*, DELPHI Collaboration, Eur. Phys. J. C **14** (2000) 585.
- [36] Private communication, T. Abe.
- [37] K. Abe *et al.*, SLD Collaboration, hep-ex/0009064.
K. Abe *et al.*, SLD Collaboration, SLAC-PUB-8542 *Talk given at the 30th International Conference on High-Energy Physics (ICHEP 2000), Osaka, Japan, 27 Jul - 2 Aug 2000.*
K. Abe *et al.*, SLD Collaboration, Phys. Rev. D **63** (2001) 032005.
- [38] D. Abbaneo *et al.*, LEP Heavy Flavor Working Group Collaboration, Eur. Phys. J. C **4** (1998) 185.

- [39] DELPHI Collaboration, “Measurement of the Forward-Backward Asymmetries of $e^+e^- \rightarrow Zb\bar{b}$ and $c\bar{c}$ using prompt leptons”, DELPHI 2000-101 CONF 400.
- [40] ALEPH collaboration, “Inclusive semileptonic branching ratios of b hadrons produced in Z decays”, ALEPH 2000-069, CONFIG 2000-047, Contributed paper to ICHEP2000 #133.
- [41] S. Eidelman and F. Jegerlehner, Z. Phys. C **67** (1995) 585.
- [42] H. Burkhardt and B. Pietrzyk, Phys. Lett. B **356** (1995) 398.
- [43] R. Alemany, M. Davier and A. Hocker, Eur. Phys. J. C **2**, 123 (1998).
- [44] M. Davier and A. Hocker, Phys. Lett. B **419** (1998) 419.
- [45] J. H. Kuhn and M. Steinhauser, Phys. Lett. B **437** (1998) 425.
- [46] S. Groote, J. G. Korner, K. Schilcher and N. F. Nasrallah, Phys. Lett. B **440** (1998) 375.
- [47] J. Erler, Phys. Rev. D **59** (1999) 054008.
- [48] F. Jegerlehner, “Hadronic effects in $(g - 2)(\mu)$ and $\alpha_{\text{QED}}(m_Z)$: Status and perspectives,” hep-ph/9901386.
- [49] A. D. Martin, J. Outhwaite and M. G. Ryskin, Phys. Lett. B **492** (2000) 69.
- [50] B. Pietrzyk, “The global fit to electroweak data”, talk presented at ICHEP 2000, Osaka, July 27- August 2, 2000. LAP-EXP-2000-06. H. Burkhardt and B. Pietrzyk, LAPP-EXP-2001-03.
- [51] Z.G. Zhao, BES Collaboration, “New R values in 2-5 GeV from BES” talk presented at ICHEP2000, OSKA, July 27- August 2, 2000.