

RECENT RESULTS FROM THE SUPER-KAMIOKANDE EXPERIMENT*

YUICHI OYAMA
FOR SUPER-KAMIOKANDE COLLABORATION
*Institute of Particles and Nuclear Studies,
High Energy Accelerator Research Organization (KEK)
Oho 1-1, Tsukuba, Ibaraki 305-0801, Japan
E-mail: yuichi.oyama@kek.jp*

New physics results from the Super-Kamiokande experiment in 2000 are presented.

1 Introduction

It is about 5 years from the start of the Super-Kamiokande (SK) experiment, and most of the physics results produced in the early stage were published^{1,2,3,4,5,6,7,8,9,10,11,12} by 1999. Therefore, this report concentrates on two new results obtained in 2000: one is a “ $\nu_\mu \leftrightarrow \nu_\tau$ or $\nu_\mu \leftrightarrow \nu_s$ ” analysis of the atmospheric neutrino data;¹³ the other is a determination of the solar neutrino oscillation parameters among 4 possible solutions.^{14,15}

2 “ $\nu_\mu \leftrightarrow \nu_\tau$ or $\nu_\mu \leftrightarrow \nu_s$ ” analysis

In previous papers,^{1,2,4,8,12} the SK group reported evidence for neutrino oscillations with atmospheric neutrinos. The data show a strong zenith angle-dependent deficit for muon neutrinos, and no such deficit for electron neutrinos. Anomalous zenith-angle distributions can be well explained by neutrino oscillation of ν_μ to some neutrinos other than ν_e . The present best-fit oscillation parameters by SK are $(\Delta m^2, \sin^2 2\theta) = (3.2 \times 10^{-3} \text{eV}^2, 1)$.

The next step is to identify the oscillation partner of ν_μ . The most plausible scenario is that ν_μ oscillate to ν_τ . In this case, most of the ν_τ can interact only through a neutral current, because the neutrino energy is below the 3.4GeV threshold of the charged current interaction. An alternative scenario is oscillation with sterile neutrinos (ν_s), defined as neutrinos which do not interact through a charged-current or neutral-current interactions.

A total of 1144 days of atmospheric neutrino data, which corresponds to 70.5 kt·yr of exposure, were used to distinguish between $\nu_\mu \leftrightarrow \nu_\tau$ and $\nu_\mu \leftrightarrow \nu_s$. During this period, 9178 fully contained (FC) events and 665 partially contained (PC) events were collected. The particle type of each Cherenkov ring is identified as e-like or μ -like.¹⁶ In the current FC samples,

*TALK AT CAIRO INTERNATIONAL CONFERENCE ON HIGH ENERGY PHYSICS (CICHEP2001), CAIRO, EGYPT, JANUARY 9-14, 2001.

there are 3107 single-ring e-like events, 2988 single-ring μ -like events, and 3083 multi-ring events. In addition, 1269 upward through-going muons (UTM) produced by atmospheric neutrino interactions in the surrounding rock were also employed in the oscillation analysis.

The distinction between $\nu_\mu \leftrightarrow \nu_\tau$ and $\nu_\mu \leftrightarrow \nu_s$ utilizes the difference in neutral-current interactions and matter effects in the Earth.

2.1 Neutral-current interactions

A ν_s does not interact with matter even through neutral current, while a ν_τ interacts through the same neutral current as the original ν_μ . Therefore, for the $\nu_\mu \leftrightarrow \nu_s$ oscillation, one should observe fewer neutral current events than for the $\nu_\mu \leftrightarrow \nu_\tau$ oscillation. This difference is more significant for upward-going neutrinos because of their long travel distances.

In order to obtain a sample enhanced by neutral current events, we applied the following selection criteria for FC events: (1)vertex within the fiducial volume; (2)multiple Cherenkov rings; (3)particle identification of the brightest ring is e-like; and (4)visible energy greater than 400MeV. The first criterion provides a contained event sample, and the second and third criteria serve to enrich the neutral current event fraction. The fourth criterion helps to obtain good angular correlation between the incident neutrino and the reconstructed direction, defined as the pulse-height weighted sum of the ring direction. The remaining number of events from this selection is 1531, and about 29% of them are expected to be neutral-current interactions in the case of a null oscillation.

In figure 1(a), the zenith-angle distribution is plotted together with the expectations for the $\nu_\mu \leftrightarrow \nu_\tau$ and $\nu_\mu \leftrightarrow \nu_s$ oscillation with the oscillation parameters, $(\Delta m^2, \sin^2 2\theta) = (3.2 \times 10^{-3} \text{eV}^2, 1)$. The data are consistent with the $\nu_\mu \leftrightarrow \nu_\tau$ oscillation, while the data differ from the prediction for the $\nu_\mu \leftrightarrow \nu_s$ oscillation by 2.4 standard deviations.

2.2 Matter effects in the Earth

The interaction of neutrinos with matter¹⁷ leads to a difference in the oscillation probability. Since the coherent forward scattering of ν_μ and ν_τ are identical, the presence of matter in the neutrino path does not modify the oscillation probability. In contrast, ν_s does not interact with matter, even through a neutral current. This introduces an effective potential which modifies the mixing angle and oscillation length. If the oscillation parameter region suggested by SK is assumed, the oscillation probability of upward-going neutrinos with energy greater than ~ 15 GeV would be suppressed by matter effects in the $\nu_\mu \leftrightarrow \nu_s$ case. In consequence, the number of upward-going events for the $\nu_\mu \leftrightarrow \nu_s$ oscillation should be larger than that for the $\nu_\mu \leftrightarrow \nu_\tau$ oscillation.

Two different data samples are employed to examine the matter effect. One is high-energy PC events.² They are estimated to be 97% pure ν_μ charged current with a mean neutrino energy of 10 GeV. In order to select higher

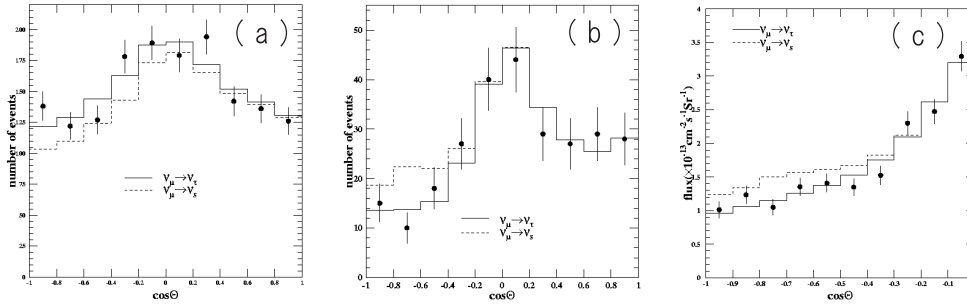


Figure 1. Zenith-angle distributions of atmospheric neutrino events satisfying the cuts described in the text: (a) multi-ring sample, (b) partially contained sample, and upward through-going muon sample. The filled circles indicate the data with statistical errors. The solid line indicates the prediction for $\nu_\mu \leftrightarrow \nu_\tau$, and the dashed for $\nu_\mu \leftrightarrow \nu_s$, with $(\Delta m^2, \sin^2 2\theta) = (3.2 \times 10^{-3} \text{eV}^2, 1)$. The two predictions are independently normalized to the number of downward-going events for (a) and (b), and the number of horizontal events for (c).

energy ν_μ events, which are more sensitive to matter effects, we additionally require visible energy greater than 5 GeV. The typical energy of the parent atmospheric neutrino is estimated to be 20 GeV. After cuts were made upon the current data sample we found 267 events. Figure 1(b) shows the zenith-angle distribution of these events and predictions for $(\Delta m^2, \sin^2 2\theta) = (3.2 \times 10^{-3} \text{eV}^2, 1)$. The results are consistent with the $\nu_\mu \leftrightarrow \nu_\tau$ oscillation, whereas it differs from the $\nu_\mu \leftrightarrow \nu_s$ oscillation by 2.3 standard deviations.

The other event sample was upward through-going muon events.⁸ Because the typical energy of the UTM parent neutrino is approximately 100 GeV, matter-effect suppression should appear most prominently in this data set. Figure 1(c) shows the zenith-angle distribution of these events with predictions. For $(\Delta m^2, \sin^2 2\theta) = (3.2 \times 10^{-3} \text{eV}^2, 1)$, the data are consistent with the $\nu_\mu \leftrightarrow \nu_\tau$ oscillation, while the $\nu_\mu \leftrightarrow \nu_s$ oscillation differs from the data by 2.9 standard deviations.

Three independent event samples show that the $\nu_\mu \leftrightarrow \nu_\tau$ oscillation is favored. If three results are combined, the $\nu_\mu \leftrightarrow \nu_s$ oscillation can be excluded with 99% C.L.

3 Determination of oscillation parameters for solar neutrinos

Solar-neutrino fluxes have been measured by 3 different types of experiments: radio chemical measurements with chlorine and gallium, and water Cherenkov experiments. The absolute solar neutrino fluxes from these experiments have been significantly smaller than the prediction of the Standard Solar Model (SSM).^{18,19} This “solar neutrino problem” is generally believed to be due to

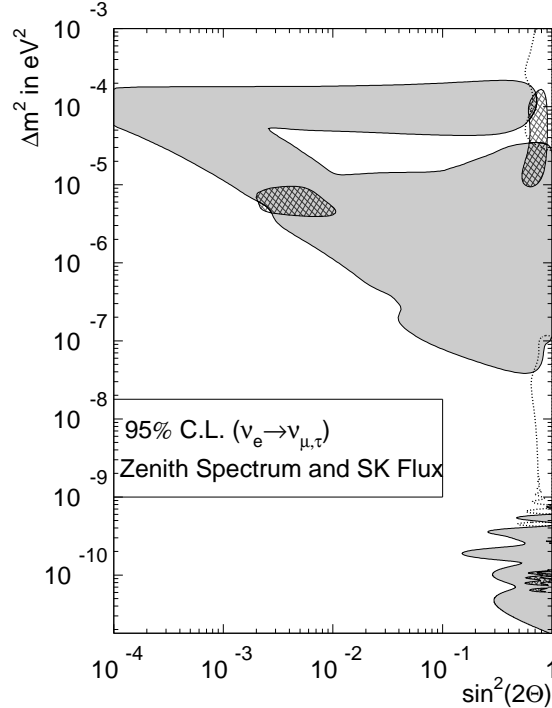


Figure 2. Constraints for two-flavor oscillation, $\nu_e \leftrightarrow \nu_\mu$ or ν_τ . The three hatched areas show 95% allowed region from a combined fit of the absolute fluxes from Homestake, SAGE, GALLEX and SK. They are, namely, LMA solution (top-right), SMA solution (top-left) and Just-so solution (bottom-right). The shaded areas show 95% C.L. excluded regions from zenith angle and spectrum analysis by SK. Allowed regions with 95% C.L. by absolute flux, zenith angle and spectrum in SK are also shown by the dotted lines.

neutrino flavor oscillation between electron neutrinos and other species.

The most recent results in SK are based on 1258 days of data from May 31, 1996 to Oct. 6, 2000. The detection threshold for the recoiled electrons is 5 MeV. The updated solar neutrino flux is $2.32 \pm 0.03(\text{stat.})^{+0.08}_{-0.07}(\text{sys.}) \times 10^6 \text{ cm}^{-2}\text{s}^{-1}$, which corresponds to $45.1 \pm 0.5(\text{stat.})^{+1.6}_{-1.4}(\text{sys.})\%$ of the theoretical expectation(BP2000).

To obtain constraints on the oscillation parameters, the fluxes measured by SK are combined with results from other experiments. The other solar-neutrino fluxes used in the analysis are; $2.56 \pm 0.16 \pm 0.16$ SNU (Homestake²⁰) for $E_{th} = 0.814\text{MeV}$, $75.4^{+7.8}_{-7.4}$ SNU (SAGE²¹) and $74^{+6.7}_{-6.8}$ SNU (GALLEX²²) for $E_{th} = 0.233\text{MeV}$. An average of SAGE and GALLEX, 74.8 ± 5.1 SNU, is used as the numbers for gallium experiments. The constraints on the neutrino

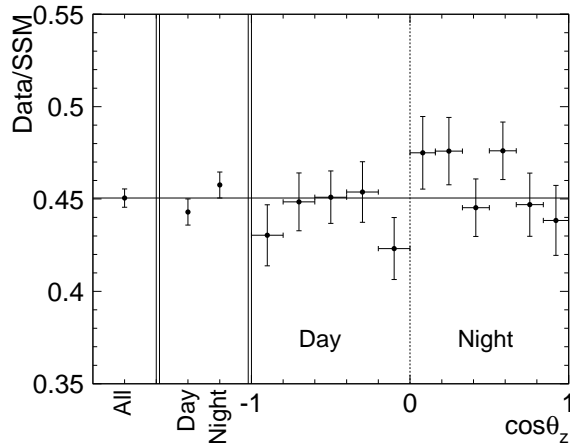


Figure 3. Solar zenith angle dependence of the solar-neutrino flux. The solar zenith angle, θ_z , is defined as the angle between vertical axis at SK and the vector from the Sun to the Earth. The error bars show statistical errors. The width of night-time bins was chosen to separate solar neutrinos that pass through the Earth's dense core ($\cos \theta_z \geq 0.84$) from those that pass through the mantle ($0 < \cos \theta_z < 0.84$). The horizontal line shows the flux for all data

oscillation parameters, $(\Delta m^2, \sin^2 2\theta)$ for the $\nu_e \leftrightarrow \nu_\mu$ or ν_τ oscillation are shown by the shaded region in Figure 2. At present, three possible parameter regions remain; they are the LMA (Large Mixing Angle) solution, the SMA (Small Mixing Angle) solution, and the Just-so solution. The LOW solution, which was allowed in past analysis, is now rejected with 95% C.L. because of updates of the neutrino flux data.

The next step is to determine the oscillation parameters among three possible regions. For this purpose, the energy spectrum and solar zenith-angle distribution of the SK data are employed because the LMA solutions show a solar zenith angle variation, while the SMA and the Just-so solutions show a distortion of the neutrino energy spectrum. It should be stressed that these analyses are only possible by SK because the SK observation is real-time, directional, and energy sensitive.

Figure 3 shows the solar-neutrino flux as a function of the solar zenith angle, θ_z . The LMA solution predicts a non-zero difference between Φ_d and Φ_n due to the matter effect in the Earth's mantle and core, where the day-time flux Φ_d is defined as the flux of events when $\cos \theta_z \leq 0$, while the night-time flux, Φ_n , is that when $\cos \theta_z > 0$. The measured fluxes are $\Phi_d = 2.28 \pm 0.04(\text{stat.})^{+0.08}_{-0.07}(\text{sys.}) \times 10^6 \text{ cm}^{-2}\text{s}^{-1}$ and $\Phi_n = 2.36 \pm 0.04(\text{stat.})^{+0.08}_{-0.07}(\text{sys.}) \times 10^6 \text{ cm}^{-2}\text{s}^{-1}$. The degree of this difference is given by the day-night asymmetry, defined as $\mathcal{A} = 2(\Phi_n - \Phi_d)/(\Phi_n + \Phi_d)$. We find $\mathcal{A} = 0.033 \pm 0.022(\text{stat.})^{+0.013}_{-0.012}(\text{sys.})$. If systematic errors are included,

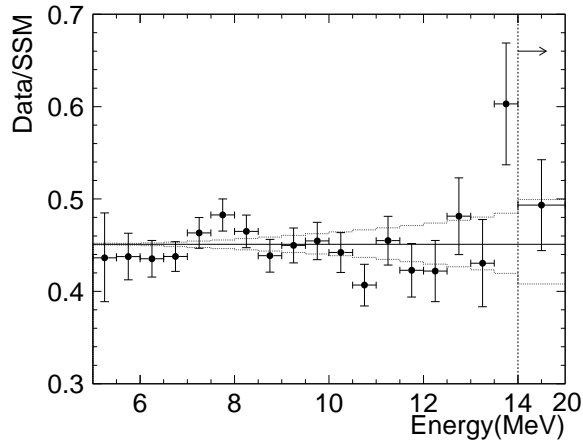


Figure 4. Measured ${}^8\text{B} + \text{hep}$ solar-neutrino spectrum relative to that of Ortiz *et al.* normalized to BP2000. The data from 14 MeV to 20 MeV are combined into a single bin. The horizontal solid lines show the measured total flux, while the dotted band around this line indicates the energy-correlated uncertainty. The error bars show the statistical and energy-uncorrelated errors added in quadrature.

it is a 1.3σ deviation from zero asymmetry.

The energy spectrum of recoiled electrons relative to a theoretical expectation is shown Fig.4. The expectation is based on the energy spectrum shape by Ortiz *et al.*²³, and an absolute normalization by BP2000.¹⁸ The energy spectrum is consistent with a flat distribution. A fit to the undistorted energy spectrum gives $\chi^2 = 19.0/18$. This corresponds to the 39% confidence level for the flat distribution. The absence of distortion is favored by the LMA solution.

The results from the day-night difference and energy spectrum is combined, and constraints on the $\Delta m^2 - \sin^2 2\theta$ plane are obtained. The detailed calculation method is reported in Ref.15, and is not discussed here. The 95% C.L. excluded regions are shown in Figure 2. The Just-so solution is completely rejected with 95%, and most of the SMA solution is also rejected. Although a small region still remains in the SMA region, the LMA solution is the most probable solution for the solar-neutrino problem.

References

1. Y.Fukuda *et al.*, Phys.Lett.B 433,9 (1998).
2. Y.Fukuda *et al.*, Phys.Lett.B 436,33 (1998).
3. Y.Fukuda *et al.*,Phys.Rev.Lett. 81,1158 (1998).
4. Y.Fukuda *et al.*,Phys.Rev.Lett. 81,1562 (1998).

5. M.Shiozawa *et al.*, Phys.Rev.Lett. 81,3319 (1998).
6. Y.Fukuda *et al.*, Phys.Rev.Lett. 82,1810 (1999).
7. Y.Fukuda *et al.*, Phys.Rev.Lett. 82,2430 (1999).
8. Y.Fukuda *et al.*, Phys.Rev.Lett. 82,2644 (1999).
9. Y.Takeuchi *et al.*, Phys.Lett.B 452,418 (1999).
10. T.Futagami *et al.*, Phys.Rev.Lett. 82,5194 (1999).
11. Y.Hayato *et al.*, Phys.Rev.Lett. 83,1529 (1999).
12. Y.Fukuda *et al.*, Phys.Lett.B 467,185 (1999).
13. S.Fukuda *et al.*, Phys.Rev.Lett. 85,3999 (2000).
14. S.Fukuda *et al.*, hep-ex/0103032 (2001), submitted to Phys.Rev.Lett.
15. S.Fukuda *et al.*, hep-ex/0103033 (2001), submitted to Phys.Rev.Lett.
16. S.Kasuga *et al.*, Phys.Lett. B374, 238 (1996).
17. L.Wolfenstein Phys.Rev. D17, 2369(1978);
S.P.Mikheyev, and A.Yu.Smirnov, Nouvo Cim. 9C, 17(1986);
S.P.Mikheyev, and A.Yu.Smirnov, Yad.Fiz. 42, 1441(1985);
V.Barger *et al.*, Phys.Rev. D22, 2718 (1980);
E.Akhmedov, P.Lipari, and M.Lusignoli, Phys.Lett. B300, 128 (1993);
P.Lipari and M.Lusignoli, Phys. Rev. D58, 73005 (1998);
Q.Y.Liu and A.Yu.Smirnov, Nucl.Phys. B524, 505 (1998);
Q.Y.Liu, S.P.Mikheyev, and A.Yu.Smirnov, Phys.Lett. B440, 319 (1998).
18. J.N.Bahcall, *et al.*, astro-ph/0010346.
19. S.Turck-Chièze and I.Lopes, Astrophys.J. 408, 347 (1993);
I.-J.Sackman, *et al.*, Astrophys.J. 360, 727(1990);
X.Shi, *et al.*, Phys.Rev. D50, 2414(1994);
A.Dar and G.Shaviv, Astrophys.J. 468, 933(1996).
20. B.T.Cleveland *et al.*, Astrophys. J. 496,505 (1998).
21. J.N.Abdurashitov *et al.*, Phys.Lett. B328, 234 (1994);
V.Gavrin, talk at Neutrino2000.
22. P.Anselmann *et al.*, Phys.Lett. B342, 440 (1995);
W.Hampel *et al.*, Phys.Lett. B388, 364 (1996);
E.Belloti, talk at Neutrino2000.
23. C.E.Ortiz *et al.*, Phys.Rev.Lett. 85, 2909 (2000).