

## CLEO RESULTS ON HEAVY MESON MIXING

HARRY N. NELSON

Physics Department, University of California, Broida Hall (Bldg. 572), Santa Barbara, CA  
93106-9530, USA

E-mail: hnn@hep.ucsb.edu

We discuss recent CLEO results on  $D^0 - \bar{D}^0$  and  $B_d^0 - \bar{B}_d^0$  mixing. The principal results are that for the  $D^0$  system, allowing for CP violations, the mixing amplitude  $x' < 2.9\%$  (95% C.L.), and for the  $B_d^0$  system,  $\chi = 0.198 \pm 0.013 \pm 0.014$ . We make projections for future sensitivity to  $D^0 - \bar{D}^0$  mixing, and to  $\sin(2\beta + \gamma)$ .

## 1 Introduction

The  $D^0 - \bar{D}^0$  system is unlike other systems that mix, such as  $K^0 - \bar{K}^0$ ,  $B_d^0 - \bar{B}_d^0$ , and  $B_s^0 - \bar{B}_s^0$  in at least two respects: first, the Standard Model contributions are thought to be extremely small, so non-Standard contributions might be obvious; second,  $D^0 - \bar{D}^0$  is the only system that consists of up type quarks. New physics that differentiates between up and down type quarks could be revealed by study of  $D^0 - \bar{D}^0$ . Indeed, there are numerous models, with relevant particles as massive as 100 TeV, that predict large  $D^0 - \bar{D}^0$  mixing.<sup>1</sup>

We describe recent results from CLEO II.V on  $D^0 - \bar{D}^0$  mixing, where we use the sequence  $D^{*+} \rightarrow D^0 \pi_s^+$ , where the charged pion is ‘slow’ in momentum, followed by the appearance of a  $K^+ \pi^-$  final state, and the sequence formed by application of charge conjugations. We also describe results on  $B_d^0 - \bar{B}_d^0$  mixing at the  $\Upsilon(4s)$ . Following the decay of the  $\Upsilon(4s)$  to  $B_d^0 \bar{B}_d^0$ , we tag one  $B_d^0$  with a semileptonic decay, and the other by a partial reconstruction of the exclusive final state  $D^{*+} \pi^-$ .

## 2 $D^0 - \bar{D}^0$ Mixing

The final configuration of the CLEO II detector, known as CLEO II.V, took  $9.0 \text{ fb}^{-1}$  of  $e^+e^-$  collisions between 1996 and 1999.

CLEO II.V featured a vertex detector

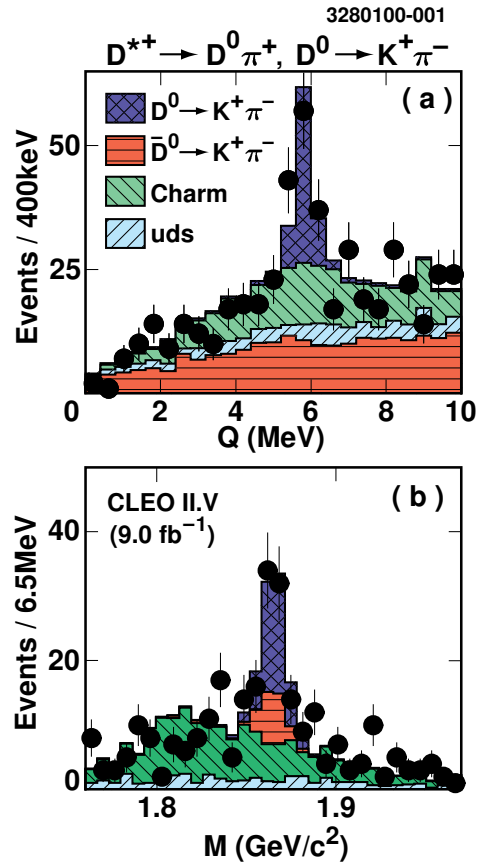


Figure 1. Signal for the ‘wrong sign’ decay  $D^0 \rightarrow K^+ \pi^-$ , projected onto  $Q$  (a) and  $M$  (b). The fit for the signal and various backgrounds are given by the hatched and colored histograms.

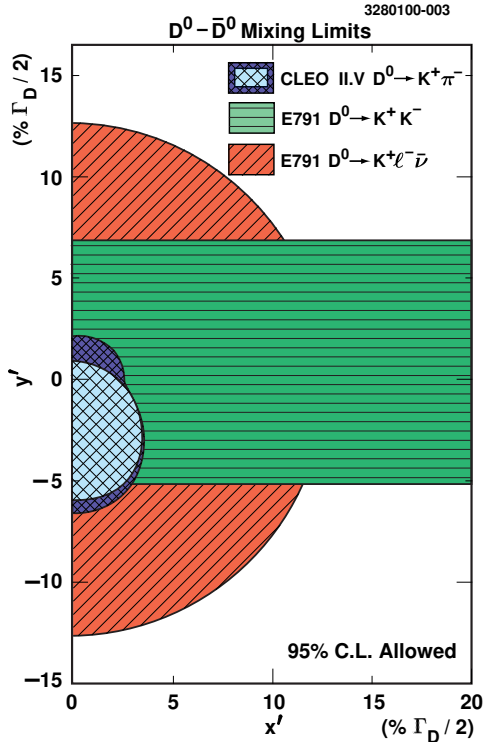


Figure 2. Allowed regions for the mixing amplitudes,  $x'$  and  $y'$ , at the 95% C.L. Those nearest the origin are from this work, where the inner(outer) region requires(does not require) CP conservation.

(SVX) consisting of three layers of double-sided silicon, and helium as the drift chamber gas. The measurement of  $z$  by the SVX narrowed the resolution in  $Q$ , the energy released in the  $D^{*+} \rightarrow D^0 \pi^+$  decay to  $\sigma_Q = 190$  KeV, or about 1/4 that obtained in earlier CLEO work. The use of helium narrowed the resolution in  $M$ , the mass reconstructed in  $D^0 \rightarrow K^\mp \pi^\pm$ , to  $\sigma_M = 6.4$  MeV, which is nearly 1/2 that of earlier CLEO work. Both of these resolution improvements are important for detecting the signal of  $D^0 \rightarrow K^+ \pi^-$ , which is shown in Fig. 1.

The fit in Fig. 1 indicates  $44.8^{+9.7}_{-8.7}$  signal events.<sup>2</sup> The rate of ‘wrong-sign’ decay, relative to ‘right-sign decay’ is  $0.332^{+0.063}_{-0.065} \pm 0.040\%$ , which is close to  $\tan^4 \theta_C$ .

We analyze the decay times of the events in the signal region to deduce results on the

$D^0 \rightarrow \bar{D}^0$  mixing amplitudes. The normalized amplitude  $x(y)$  describes transitions through off(on)-shell intermediate states. The existence of a direct decay amplitude for  $D^0 \rightarrow K^+ \pi^-$  complicates the analysis. The direct decay contributes a purely exponential distribution of decay times. The direct decay amplitude might have a strong phase shift  $\delta$  relative to the favored decay amplitude,  $\bar{D}^0 \rightarrow K^+ \pi^-$ , and so the interference of mixing and direct decay contributes decay times according to the distribution  $y' t e^{-t}$ , where  $y' = y \cos \delta - x \sin \delta$ . Pure mixing then contributes decay times according to the distribution  $(1/4)(x^2 + y^2)t^2 e^{-t}$ .

Fits to our data result in the allowed regions in Fig. 2. In our principal results we allow CP violation simultaneously in all three terms of the time evolution: in direct decay, interference, and in mixing.

New physics would most probably appear in the amplitude  $x$ . When  $\delta = 0$ ,  $x' = x$ , and our limit is  $x < 2.9\%$  at 95% C.L. At roughly  $x \sim 1.0\%$ ,  $D^0 - \bar{D}^0$  mixing would surpass  $K^0 - \bar{K}^0$  mixing as the most tight constraint on flavor changing neutral currents.

Our technique is now limited by wrong-sign ‘background’ from the direct decay. We then predict that for future work at the  $B$ -factories, this technique will give new sensitivity only as the one-quarter power of the integrated luminosity, and will reach about  $x' = 0.7\%$  at  $1000 \text{ fb}^{-1}$ . In contrast, there are techniques that might be background-free at the  $\psi''$ , and so the scaling with luminosity would go as the one-half power, and hit about  $x = 0.1\%$  at  $1000 \text{ fb}^{-1}$ .

### 3 $B_d^0 - \bar{B}_d^0$ Mixing

At CESR, the  $B$ 's do not move sufficiently to allow the measurement of decay times. Thus, we are sensitive only to the effect of mixing after integration over the decay time variables, in particular,  $\chi = \Gamma(B_d^0 \rightarrow \bar{B}_d^0) / [\Gamma(B_d^0 \rightarrow B_d^0) + \Gamma(B_d^0 \rightarrow \bar{B}_d^0)] \approx (x^2 +$

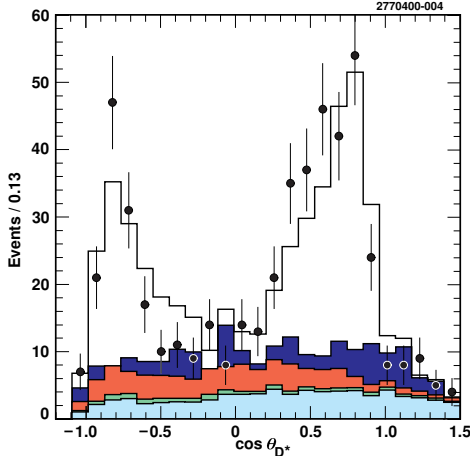


Figure 3. Like sign events, which contain the  $B$  mixing signal, as a function of the decay angle of the  $D^{*+}$ ,  $\cos \theta^*$ . The data are the points, and the fit results are full histograms, with backgrounds colored.

$y^2)/2/(1+x^2)$ , where  $x$  and  $y$  were described earlier, but in this case are for the  $B_d^0 - \bar{B}_d^0$  system.

We look for the process  $\Upsilon(4s) \rightarrow B_d^0 \bar{B}_d^0 \rightarrow \bar{B}_d^0 \bar{B}_d^0$ , followed by one  $\bar{B}_d^0 \rightarrow X \ell^- \bar{\nu}_\ell$ , and the other  $\bar{B}_d^0 \rightarrow D^{*+} h_W^-$ , and the processes obtained by charge conjugations. The hadron from the  $W^-$ ,  $h_W^-$ , can be either a  $\pi^-$  or a  $\rho^-$ , and is fully reconstructed. We reconstruct only the slow pion from  $D^{*+} \rightarrow D^0 \pi_s^+$ ; there is sufficient information to reconstruct all of the decay kinematics with zero constraints.<sup>3</sup>

The complete CLEO-II data set of  $9.1 \text{ fb}^{-1}$  taken on the  $\Upsilon(4s)$  resonance is used to measure the mixing signal, and  $4.4 \text{ fb}^{-1}$  taken off-resonance is used to estimate various backgrounds. We observe 458 mixed or ‘like sign’ events ( $\ell^\pm h_W^\pm$ ), shown in Fig. 3, and 1524 unmixed or ‘unlike sign’ events ( $\ell^\pm h_W^\mp$ ).<sup>4</sup>

After correction, we find  $\chi = 0.198 \pm 0.013 \pm 0.014$ . The principal contributions to the systematic error come from cases where the  $\bar{B}_d^0 \rightarrow D^{*+} h_W^-$  decay is a mis-tagged  $B_d^0$  decay (0.009), charged  $B$  background (0.007), and uncertainty over two body background (0.006).

If we assume that  $|y| \ll x$ , as is theoretically expected, we can conclude that  $\Delta m = 0.523 \pm 0.029 \pm 0.031 \text{ ps}^{-1}$ . Comparison of the charge states of the like sign events allows us to restrict CP violation in  $B_d^0$  state mixing by  $|\text{Re}(\epsilon_B)| < 3.4\%$ , 95% C.L.

At an accelerator where the  $B$  decay times can be measured, the events used here to measure mixing can be used to measure  $\sin(2\beta + \gamma)$ .<sup>5</sup> The work in Ref. 5 omitted a form factor suppression in the path through Cabibbo-suppressed decay, and so resulted in an optimistic projection. Using the results here, and with improvements expected at the  $B$ -factories from better tagging and use of decay time dependence, we can project that an error on  $\sin(2\beta + \gamma)$  of about 1/3 can be reached with  $200 \text{ fb}^{-1}$ .

## Acknowledgments

This work is based on the Ph. D. dissertations of David Asner and Andrew Foland. I would like to thank the conference organizers for their delightful conference, and particularly Taku Yamanaka for his extra attention, and the help desk for guiding me to a bicycle shop. The author’s conference attendance and this work were supported by the Department of Energy under contract DE-FG03-91ER40618.

## References

1. H.N. Nelson, hep-ex/9908021 (unpublished).
2. R. Godang *et al.*, *Phys. Rev. Lett.* **84**, 5038 (2000).
3. G. Brandenburg *et al.*, *Phys. Rev. Lett.* **80**, 2762 (1998).
4. B. H. Behrens *et al.*, hep-ex/0005013.
5. *The Babar Physics Book*, SLAC-R-0504, P.F. Harrison and H.R. Quinn, ed., Stanford, California (1998), pp. 425-434.