

# First Observation of the Decays $B^0 \rightarrow D^{*-} p \bar{p} \pi^+$ and $B^0 \rightarrow D^{*-} p \bar{n}$

CLEO Collaboration

(October 30, 2018)

## Abstract

We report the first observation of exclusive decays of the type  $B \rightarrow D^* N \bar{N} X$ , where  $N$  is a nucleon. Using a sample of  $9.7 \times 10^6$   $B\bar{B}$  pairs collected with the CLEO detector operating at the Cornell Electron Storage Ring, we measure the branching fractions  $\mathcal{B}(B^0 \rightarrow D^{*-} p \bar{p} \pi^+) = (6.5_{-1.2}^{+1.3} \pm 1.0) \times 10^{-4}$  and  $\mathcal{B}(B^0 \rightarrow D^{*-} p \bar{n}) = (14.5_{-3.0}^{+3.4} \pm 2.7) \times 10^{-4}$ . Antineutrons are identified by their annihilation in the CsI electromagnetic calorimeter.

S. Anderson,<sup>1</sup> V. V. Frolov,<sup>1</sup> Y. Kubota,<sup>1</sup> S. J. Lee,<sup>1</sup> R. Mahapatra,<sup>1</sup> J. J. O'Neill,<sup>1</sup> R. Poling,<sup>1</sup> T. Riehle,<sup>1</sup> A. Smith,<sup>1</sup> C. J. Stepaniak,<sup>1</sup> J. Urheim,<sup>1</sup> S. Ahmed,<sup>2</sup> M. S. Alam,<sup>2</sup> S. B. Athar,<sup>2</sup> L. Jian,<sup>2</sup> L. Ling,<sup>2</sup> M. Saleem,<sup>2</sup> S. Timm,<sup>2</sup> F. Wappler,<sup>2</sup> A. Anastassov,<sup>3</sup> J. E. Duboscq,<sup>3</sup> E. Eckhart,<sup>3</sup> K. K. Gan,<sup>3</sup> C. Gwon,<sup>3</sup> T. Hart,<sup>3</sup> K. Honscheid,<sup>3</sup> D. Hufnagel,<sup>3</sup> H. Kagan,<sup>3</sup> R. Kass,<sup>3</sup> T. K. Pedlar,<sup>3</sup> H. Schwarthoff,<sup>3</sup> J. B. Thayer,<sup>3</sup> E. von Toerne,<sup>3</sup> M. M. Zoeller,<sup>3</sup> S. J. Richichi,<sup>4</sup> H. Severini,<sup>4</sup> P. Skubic,<sup>4</sup> A. Undrus,<sup>4</sup> S. Chen,<sup>5</sup> J. Fast,<sup>5</sup> J. W. Hinson,<sup>5</sup> J. Lee,<sup>5</sup> D. H. Miller,<sup>5</sup> E. I. Shibata,<sup>5</sup> I. P. J. Shipsey,<sup>5</sup> V. Pavlunin,<sup>5</sup> D. Cronin-Hennessy,<sup>6</sup> A.L. Lyon,<sup>6</sup> E. H. Thorndike,<sup>6</sup> C. P. Jessop,<sup>7</sup> H. Marsiske,<sup>7</sup> M. L. Perl,<sup>7</sup> V. Savinov,<sup>7</sup> X. Zhou,<sup>7</sup> T. E. Coan,<sup>8</sup> V. Fadeyev,<sup>8</sup> Y. Maravin,<sup>8</sup> I. Narsky,<sup>8</sup> R. Stroynowski,<sup>8</sup> J. Ye,<sup>8</sup> T. Wlodek,<sup>8</sup> M. Artuso,<sup>9</sup> R. Ayad,<sup>9</sup> C. Boulahouache,<sup>9</sup> K. Bukin,<sup>9</sup> E. Dambasuren,<sup>9</sup> S. Karamov,<sup>9</sup> G. Majumder,<sup>9</sup> G. C. Moneti,<sup>9</sup> R. Mountain,<sup>9</sup> S. Schuh,<sup>9</sup> T. Skwarnicki,<sup>9</sup> S. Stone,<sup>9</sup> G. Viehhauser,<sup>9</sup> J.C. Wang,<sup>9</sup> A. Wolf,<sup>9</sup> J. Wu,<sup>9</sup> S. Kopp,<sup>10</sup> A. H. Mahmood,<sup>11</sup> S. E. Csorna,<sup>12</sup> I. Danko,<sup>12</sup> K. W. McLean,<sup>12</sup> Sz. Márka,<sup>12</sup> Z. Xu,<sup>12</sup> R. Godang,<sup>13</sup> K. Kinoshita,<sup>13,\*</sup> I. C. Lai,<sup>13</sup> S. Schrenk,<sup>13</sup> G. Bonvicini,<sup>14</sup> D. Cinabro,<sup>14</sup> S. McGee,<sup>14</sup> L. P. Perera,<sup>14</sup> G. J. Zhou,<sup>14</sup> E. Lipeles,<sup>15</sup> S. P. Pappas,<sup>15</sup> M. Schmidtler,<sup>15</sup> A. Shapiro,<sup>15</sup> W. M. Sun,<sup>15</sup> A. J. Weinstein,<sup>15</sup> F. Würthwein,<sup>15,†</sup> D. E. Jaffe,<sup>16</sup> G. Masek,<sup>16</sup> H. P. Paar,<sup>16</sup> E. M. Potter,<sup>16</sup> S. Prell,<sup>16</sup> V. Sharma,<sup>16</sup> D. M. Asner,<sup>17</sup> A. Eppich,<sup>17</sup> T. S. Hill,<sup>17</sup> R. J. Morrison,<sup>17</sup> R. A. Briere,<sup>18</sup> G. P. Chen,<sup>18</sup> B. H. Behrens,<sup>19</sup> W. T. Ford,<sup>19</sup> A. Gritsan,<sup>19</sup> J. Roy,<sup>19</sup> J. G. Smith,<sup>19</sup> J. P. Alexander,<sup>20</sup> R. Baker,<sup>20</sup> C. Bebek,<sup>20</sup> B. E. Berger,<sup>20</sup> K. Berkelman,<sup>20</sup> F. Blanc,<sup>20</sup> V. Boisvert,<sup>20</sup> D. G. Cassel,<sup>20</sup> M. Dickson,<sup>20</sup> P. S. Drell,<sup>20</sup> K. M. Ecklund,<sup>20</sup> R. Ehrlich,<sup>20</sup> A. D. Foland,<sup>20</sup> P. Gaidarev,<sup>20</sup> L. Gibbons,<sup>20</sup> B. Gittelman,<sup>20</sup> S. W. Gray,<sup>20</sup> D. L. Hartill,<sup>20</sup> B. K. Heltsley,<sup>20</sup> P. I. Hopman,<sup>20</sup> C. D. Jones,<sup>20</sup> D. L. Kreinick,<sup>20</sup> M. Lohner,<sup>20</sup> A. Magerkurth,<sup>20</sup> T. O. Meyer,<sup>20</sup> N. B. Mistry,<sup>20</sup> E. Nordberg,<sup>20</sup> J. R. Patterson,<sup>20</sup> D. Peterson,<sup>20</sup> D. Riley,<sup>20</sup> J. G. Thayer,<sup>20</sup> D. Urner,<sup>20</sup> B. Valant-Spaight,<sup>20</sup> A. Warburton,<sup>20</sup> P. Avery,<sup>21</sup> C. Prescott,<sup>21</sup> A. I. Rubiera,<sup>21</sup> J. Yelton,<sup>21</sup> J. Zheng,<sup>21</sup> G. Brandenburg,<sup>22</sup> A. Ershov,<sup>22</sup> Y. S. Gao,<sup>22</sup> D. Y.-J. Kim,<sup>22</sup> R. Wilson,<sup>22</sup> T. E. Browder,<sup>23</sup> Y. Li,<sup>23</sup> J. L. Rodriguez,<sup>23</sup> H. Yamamoto,<sup>23</sup> T. Bergfeld,<sup>24</sup> B. I. Eisenstein,<sup>24</sup> J. Ernst,<sup>24</sup> G. E. Gladding,<sup>24</sup> G. D. Gollin,<sup>24</sup> R. M. Hans,<sup>24</sup> E. Johnson,<sup>24</sup> I. Karliner,<sup>24</sup> M. A. Marsh,<sup>24</sup> M. Palmer,<sup>24</sup> C. Plager,<sup>24</sup> C. Sedlack,<sup>24</sup> M. Selen,<sup>24</sup> J. J. Thaler,<sup>24</sup> J. Williams,<sup>24</sup> K. W. Edwards,<sup>25</sup> R. Janicek,<sup>26</sup> P. M. Patel,<sup>26</sup> A. J. Sadoff,<sup>27</sup> R. Ammar,<sup>28</sup> A. Bean,<sup>28</sup> D. Besson,<sup>28</sup> R. Davis,<sup>28</sup> N. Kwak,<sup>28</sup> and X. Zhao<sup>28</sup>

<sup>1</sup>University of Minnesota, Minneapolis, Minnesota 55455

<sup>2</sup>State University of New York at Albany, Albany, New York 12222

<sup>3</sup>Ohio State University, Columbus, Ohio 43210

<sup>4</sup>University of Oklahoma, Norman, Oklahoma 73019

<sup>5</sup>Purdue University, West Lafayette, Indiana 47907

<sup>6</sup>University of Rochester, Rochester, New York 14627

<sup>7</sup>Stanford Linear Accelerator Center, Stanford University, Stanford, California 94309

<sup>8</sup>Southern Methodist University, Dallas, Texas 75275

---

\*Permanent address: University of Cincinnati, Cincinnati, OH 45221

†Permanent address: Massachusetts Institute of Technology, Cambridge, MA 02139.

- <sup>9</sup>Syracuse University, Syracuse, New York 13244
- <sup>10</sup>University of Texas, Austin, TX 78712
- <sup>11</sup>University of Texas - Pan American, Edinburg, TX 78539
- <sup>12</sup>Vanderbilt University, Nashville, Tennessee 37235
- <sup>13</sup>Virginia Polytechnic Institute and State University, Blacksburg, Virginia 24061
- <sup>14</sup>Wayne State University, Detroit, Michigan 48202
- <sup>15</sup>California Institute of Technology, Pasadena, California 91125
- <sup>16</sup>University of California, San Diego, La Jolla, California 92093
- <sup>17</sup>University of California, Santa Barbara, California 93106
- <sup>18</sup>Carnegie Mellon University, Pittsburgh, Pennsylvania 15213
- <sup>19</sup>University of Colorado, Boulder, Colorado 80309-0390
- <sup>20</sup>Cornell University, Ithaca, New York 14853
- <sup>21</sup>University of Florida, Gainesville, Florida 32611
- <sup>22</sup>Harvard University, Cambridge, Massachusetts 02138
- <sup>23</sup>University of Hawaii at Manoa, Honolulu, Hawaii 96822
- <sup>24</sup>University of Illinois, Urbana-Champaign, Illinois 61801
- <sup>25</sup>Carleton University, Ottawa, Ontario, Canada K1S 5B6  
and the Institute of Particle Physics, Canada
- <sup>26</sup>McGill University, Montréal, Québec, Canada H3A 2T8  
and the Institute of Particle Physics, Canada
- <sup>27</sup>Ithaca College, Ithaca, New York 14850
- <sup>28</sup>University of Kansas, Lawrence, Kansas 66045

A unique feature of the  $B$  meson system is that the large mass of the b-quark allows for many of the weak decays of the  $B$  meson to include the creation of a baryon-antibaryon pair. In the simplest picture, baryons are expected to be produced in decays of the type  $B \rightarrow \bar{\Lambda}_c p X$ , and it has been only decays of this type which have been exclusively reconstructed to date [1]. However, one can combine the recently measured value  $\mathcal{B}(\Lambda_c^+ \rightarrow p K^- \pi^+) = (5.0 \pm 0.5 \pm 1.2)\%$  [2] with estimates of the product branching fraction  $\mathcal{B}(B \rightarrow \Lambda_c X) \times \mathcal{B}(\Lambda_c \rightarrow p K^- \pi^+)$  of  $(1.81 \pm 0.22 \pm 0.24) \times 10^{-3}$  [3] to determine that  $B \rightarrow \bar{\Lambda}_c N X$  modes, where  $N$  is a proton or a neutron, account for only about half of the total  $B \rightarrow \text{Baryons}$  rate. Dunietz [4] has suggested that modes of the type  $B \rightarrow D N \bar{N} X$ , in which  $D$  represents any charmed meson, are likely to be sizeable.  $B \rightarrow D N \bar{N} X$  final states can arise from either the hadronization of the  $W$  boson into a baryon-antibaryon pair, or the production of a highly excited charmed baryon which decays strongly into a baryon plus a charmed meson. CLEO has previously reported an inclusive upper limit for  $\mathcal{B}(B \rightarrow D N \bar{N} X)$  of  $< 4.8\%$  at 90% confidence level [5]. We report the first observation of decays of this type, and present measurements of the branching fractions  $\mathcal{B}(B^0 \rightarrow D^{*-} p \bar{p} \pi^+)$  and  $\mathcal{B}(B^0 \rightarrow D^{*-} p \bar{n})$ . The charge conjugate process is implied in the reconstruction of  $B^0 \rightarrow D^{*-} p \bar{p} \pi^+$ . However, in the reconstruction of  $B^0 \rightarrow D^{*-} p \bar{n}$  only the mode with the antineutron is used in our measurement because neutrons do not have a distinctive annihilation signature in the CLEO detector.

The data were taken with the CLEO II detector [6] at the Cornell Electron Storage Ring (CESR). The sample we use corresponds to an integrated luminosity of  $9.1 \text{ fb}^{-1}$  from data taken on the  $\Upsilon(4S)$  resonance, corresponding to  $9.7 \times 10^6 B \bar{B}$  pairs, and  $4.5 \text{ fb}^{-1}$  in the continuum at energies just below the  $\Upsilon(4S)$ . We assume that 50% of the  $B \bar{B}$  pairs consist of  $B^0 \bar{B}^0$ , and that there are equal numbers of  $B^0$  and  $\bar{B}^0$  mesons. Charged particle trajectories are measured in a cylindrical drift chamber operating in a 1.5 T magnetic field. Photons and antineutrons are detected using an calorimeter consisting of 7800 CsI crystals with excellent resolution in position and electromagnetic shower energy. Simulated events were generated with a GEANT-based Monte Carlo program [7]. Sixty percent of the data were taken in the CLEO II.V configuration [8].

Charged particle identification is accomplished by combining the specific ionization (dE/dx) measurements from the drift chamber with time-of-flight (TOF) scintillation counter measurements. We reconstruct the decay mode  $D^{*-} \rightarrow \bar{D}^0 \pi^-$ , with  $\bar{D}^0 \rightarrow K^+ \pi^-$ ,  $\bar{D}^0 \rightarrow K^+ \pi^- \pi^0$ , and  $\bar{D}^0 \rightarrow K^+ \pi^- \pi^+ \pi^-$ . Pairs of calorimeter showers with photon-like lateral shower shapes and invariant mass within 2.5 standard deviations of  $M(\pi^0)$  are considered as  $\pi^0$  candidates. We select  $D^{*-}$  candidates using 95% efficient cuts around the central values of the  $M_{D^0}$  and  $(M_{D^*} - M_{D^0})$  distributions. In the few cases where there is more than one  $D^*$  candidate in an event, the candidate which is closest to  $M_{D^0} = 1.8646 \text{ GeV}$  and  $(M_{D^*} - M_{D^0}) = 0.1454 \text{ GeV}$  [9] is chosen.

To reconstruct  $B^0$  candidates for  $B^0 \rightarrow D^{*-} p \bar{p} \pi^+$ , we calculate the beam constrained mass,  $M(B) \equiv \sqrt{E_{\text{beam}}^2 - p(B)^2}$ , where  $E_{\text{beam}}$  is the beam energy, and  $p(B)$  is the  $B^0$  candidate three-momentum magnitude. We also use the energy difference between the beam energy and the energy of the reconstructed  $B$  candidate:  $\Delta E \equiv E_{\text{beam}} - E(B)$ . Using a Monte Carlo simulation program, we find the detector resolution for the  $\Delta E$  distribution for each  $D^0$  mode, and require that the measured  $\Delta E$  is within 3 standard deviations of zero.

The  $M(B)$  resolution is dominated by the beam energy spread and is consistent with the

Monte Carlo simulation for  $B^0 \rightarrow D^{*-} p \bar{p} \pi^+$ , which predicts it to be Gaussian with a width of  $\sigma = 2.7$  MeV. The  $M(B)$  distribution is fitted to a Gaussian function with the predicted width, and a polynomial background function with suppression at the  $E_{\text{beam}}$  threshold. The fitted signal yield is  $32.3_{-6.0}^{+6.3}$  events, where the errors are statistical only. If  $\sigma$  is allowed to float, a value of  $\sigma = 2.1 \pm 0.4$  MeV is obtained, consistent with the Monte Carlo prediction. Figure 1 shows  $\Delta E$  vs  $M(B)$  for  $B^0 \rightarrow D^{*-} p \bar{p} \pi^+$ , and Figure 2(a) shows  $M(B)$  for  $B^0 \rightarrow D^{*-} p \bar{p} \pi^+$ .

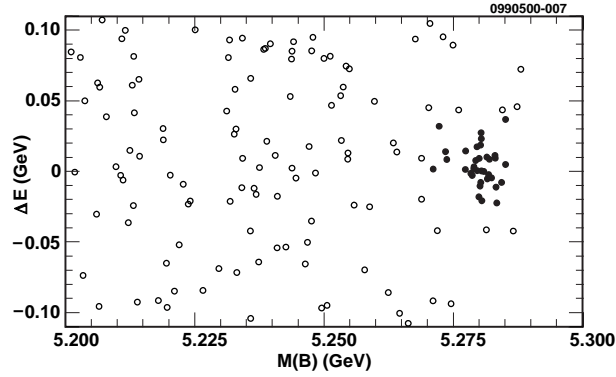


FIG. 1.  $\Delta E$  vs  $M(B)$  distribution for  $B^0 \rightarrow D^{*-} p \bar{p} \pi^+$ . The solid circles indicate events in the signal region.

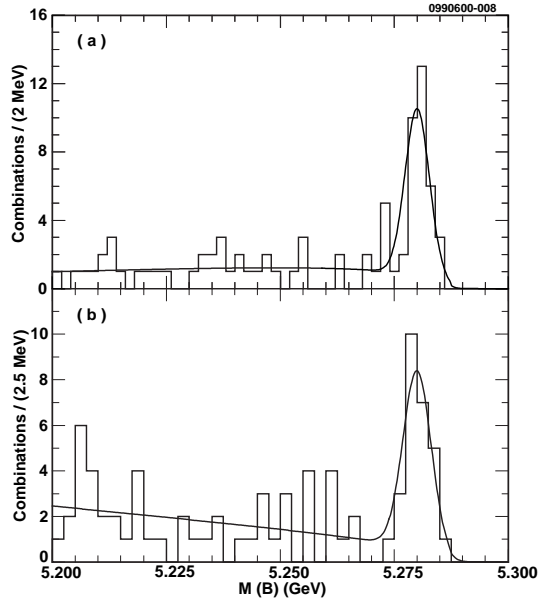


FIG. 2.  $M(B)$  distribution for (a)  $B^0 \rightarrow D^{*-} p \bar{p} \pi^+$  and (b)  $B^0 \rightarrow D^{*-} p \bar{n}$ . Each plot is fitted to the sum of a background function and a fixed-width Gaussian signal shape.

To find the decay  $B^0 \rightarrow D^{*-} p \bar{n}$  requires the detection of an antineutron. This is accomplished by identifying annihilation showers in the CsI calorimeter. Antiprotons and antineutrons annihilate with nucleons in the calorimeter. These annihilations result in showers with

different characteristics than those from photons or charged particles. We use antiproton annihilation showers to define the antineutron selection criteria since we are unable to isolate a sample of antineutrons in data. Our antiproton sample consists of  $1.6 \times 10^5$   $\bar{p}$ 's from reconstructed  $\bar{\Lambda} \rightarrow \bar{p}\pi^+$  decays, in which the daughter antiprotons are selected by  $dE/dx$  and TOF response. The isolation of this sample is independent of calorimeter response and therefore allows us to evaluate our shower-based selection criteria. We can expect these same criteria to be similarly effective for antineutrons.

We find that antinucleons typically deposit a substantial amount of energy in a laterally broad shower, which has energy  $E_{\text{main}}$ , and a lesser amount of energy in adjacent satellite showers, whose energy is added to  $E_{\text{main}}$  to define  $E_{\text{group}}$ . The selection of showers with  $E_{\text{main}} > 500$  MeV and  $E_{\text{group}} > 800$  MeV is useful in suppressing backgrounds, while retaining many antinucleon annihilation showers. The main shower must have polar angle  $\theta$  with respect to the incoming positron direction of  $45^\circ < \theta < 135^\circ$  to ensure that it is located in that part of the calorimeter that has the best resolution, must have a lateral shape broader than typical photons, and must not match the projection of any charged track trajectory. Baryon number conservation serves as an added background suppressant: once we require that there be a proton, the likelihood of an annihilation-like shower in the event to be an antineutron increases significantly. The reconstruction efficiency as a function of momentum for antineutrons in a Monte Carlo sample of  $B^0 \rightarrow D^{*-} p \bar{n}$  events in which the  $B^0$  selection criteria have been applied is shown in Figure 3.

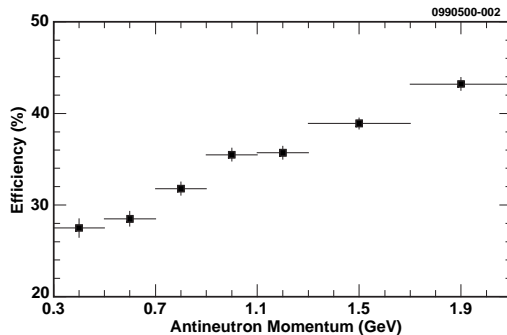


FIG. 3. Antineutron reconstruction efficiency derived from simulated  $B^0 \rightarrow D^{*-} p \bar{n}$  events.

The measured shower energy for an antineutron,  $E_{\text{group}}$ , does not give an accurate measurement of the total energy of the antineutron. We therefore assign the energy of the antineutron candidate using  $E(\bar{n}) = E_{\text{beam}} - E(D^{*-}) - E(p)$ . We then use this energy, together with the position of the antineutron shower, to calculate the momentum of the antineutron candidate. This momentum is added to the momenta of the  $D^{*-}$  and  $p$  candidates to give the momentum of the  $B^0$  meson,  $p(B)$ . The  $B^0$  candidate mass is then calculated with  $M(B) = \sqrt{E_{\text{beam}}^2 - p(B)^2}$ .

The mass resolution of the reconstructed  $B^0$  meson is estimated from a Monte Carlo simulation to be Gaussian with a width  $\sigma = 3.1$  MeV, demonstrating that the lack of a direct measurement of the antineutron energy does not seriously degrade the  $M(B)$  resolution relative to  $B^0 \rightarrow D^{*-} p \bar{p} \pi^+$ . However, for this mode we cannot use the requirement that

$\Delta E$  is consistent with zero, as we do not have two independent measures of the energy of the  $B^0$ .

In reconstructing  $B^0 \rightarrow D^{*-} p \bar{n}$  we could also be reconstructing  $B^0 \rightarrow D^{*-} D_s^+$  with  $D_s^+ \rightarrow p \bar{n}$ . This latter decay has not been observed but could occur via  $c\bar{s}$  annihilation. We might also be including events that are  $B^0 \rightarrow D^{*-} D_s^{*+}$  with  $D_s^{*+} \rightarrow D_s^+ \gamma$  or  $D_s^{*+} \rightarrow D_s^+ \pi^0$  and  $D_s^+ \rightarrow p \bar{n}$ . These events will populate the  $M(B)$  signal region but with a broader signal peak due to the missing soft photon or  $\pi^0$ . We eliminate these two types of decay by rejecting events with  $1.91 < M(p\bar{n}) \text{ (GeV)} < 2.04 \text{ GeV}$ , for a loss of only 9% in the relative reconstruction efficiency.

The final data  $M(B)$  distribution, shown in Fig. 2(b), is fit with a Monte Carlo predicted Gaussian width of  $\sigma = 3.1 \text{ MeV}$  and gives a signal yield of  $24.0_{-5.0}^{+5.6}$  events. If  $\sigma$  is allowed to float, a value of  $2.6 \pm 0.4 \text{ MeV}$  is found, consistent with the Monte Carlo expectation.

We use a Monte Carlo simulation to calculate detection efficiencies to be 0.52% for  $B^0 \rightarrow D^{*-} p \bar{p} \pi^+$ , and 0.34% for  $B^0 \rightarrow D^{*-} p \bar{n}$ , where these numbers include all the relevant branching fractions of the daughters. The Monte Carlo generation of the decays assume no resonant sub-structure. No evidence of sub-structure has been found in the signal candidates. However, we will allow for possibility of sub-structure, which would alter the efficiency, in our estimation of the systematic uncertainties.

Whereas the Monte Carlo simulation has been well tested for charged particles and photons, this is the first measurement that has explicitly needed the efficiency for antinucleon annihilations in the calorimeter. We find a discrepancy for antiproton annihilation showers between the Monte Carlo and data. The reconstruction efficiency for Monte Carlo and data for antiprotons, as determined from the aforementioned  $\bar{\Lambda}$  sample, is shown in Fig. 4(a). We find that the antiproton reconstruction efficiency is overestimated by the GEANT simulation prediction. We assume that the Monte Carlo simulation for the antineutron efficiency is similarly overestimated and therefore must be corrected. Weighting the efficiency correction for antiprotons by the expected antineutron momentum spectrum results in an antineutron selection efficiency which is 21% lower than the GEANT Monte Carlo simulation. In Fig. 4(b) we show the antineutron momentum spectrum generated in Monte Carlo for  $B \rightarrow D^{*-} p \bar{n}$  decays.

We search for, but do not find, resonant substructure contributions to  $B^0 \rightarrow D^{*-} p \bar{p} \pi^+$  and  $B^0 \rightarrow D^{*-} p \bar{n}$  decays. Examples of possible substructure arise from a heavy charmed baryon decaying strongly to  $(\bar{p} D^{*-})$  for  $B^0 \rightarrow D^{*-} p \bar{p} \pi^+$  and  $(\bar{n} D^{*-})$  for  $B^0 \rightarrow D^{*-} p \bar{n}$ , and a resonance of the virtual  $W$  decaying to  $p \bar{p} \pi^+$ . We also study the effect on the Monte Carlo reconstruction efficiency of a two-body decay into  $D^{*-} X$ , and find no evidence from the kinematic distribution of the daughter particles for decays of this type. We also find insignificant background from  $B$  decays with a charmed baryon final state or from other  $B \rightarrow D^{*-} X$  modes.

We have considered many sources of systematic uncertainty of these branching fraction measurements. Systematic uncertainties shared by both modes are statistical uncertainty of  $D^0$  branching fractions (0.6%) and  $D^{*-}$  branching fraction (1.4%),  $D^{*-}$  reconstruction due to kinematic fitting and particle identification (5.0%), and Monte Carlo statistics (5.0%). Systematic uncertainties which differ for the two modes, and which we quote in parenthesis for  $B^0 \rightarrow D^{*-} p \bar{p} \pi^+$  and  $B^0 \rightarrow D^{*-} p \bar{n}$ , respectively, are: tracking, 1% per track (6.6%, 4.6%), proton identification criteria (8%, 4%), and n-body versus two-body for decay kine-

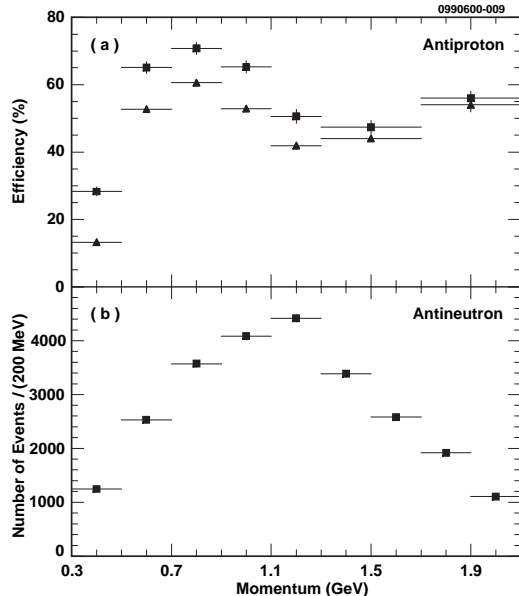


FIG. 4. (a) Antiproton reconstruction efficiency. Squares represent Monte Carlo efficiency and triangles that of the data. (b) Monte Carlo antineutron momentum spectrum in simulated  $B^0 \rightarrow D^{*-} p \bar{n}$  decays.

matics (5%, 3%). No statistically significant  $\Delta$  baryon contribution to the  $D^{*-} p \bar{p} \pi^+$  yield was found. We place a systematic uncertainty due to a possible  $\Delta$  baryon contribution to the  $B^0 \rightarrow D^{*-} p \bar{p} \pi^+$  signal. Also, we assign a 5% uncertainty on the yield of  $B^0 \rightarrow D^{*-} p \bar{n}$  due to the possibility of  $\Delta$  baryons with a missing  $\pi$  distorting the background shape in this mode. The systematic uncertainty for antineutron identification is estimated to be 15%. The quadrature sum of all systematic uncertainties is 15% for  $B^0 \rightarrow D^{*-} p \bar{p} \pi^+$ , and 19% for  $B^0 \rightarrow D^{*-} p \bar{n}$ .

In conclusion, we have made the first observation of decay modes of the  $B^0$  of the type  $B \rightarrow DN\bar{N}X$ , which may contribute substantially to the total observed  $B \rightarrow Baryons$  rate. We measure the branching fractions  $\mathcal{B}(B^0 \rightarrow D^{*-} p \bar{p} \pi^+) = (6.5_{-1.2}^{+1.3} \pm 1.0) \times 10^{-4}$ , and  $\mathcal{B}(B^0 \rightarrow D^{*-} p \bar{n}) = (14.5_{-3.0}^{+3.4} \pm 2.7) \times 10^{-4}$ .

We gratefully acknowledge the effort of the CESR staff in providing us with excellent luminosity and running conditions. This work was supported by the National Science Foundation, the U.S. Department of Energy, the Research Corporation, the Natural Sciences and Engineering Research Council of Canada, the A.P. Sloan Foundation, the Swiss National Science Foundation, and the Alexander von Humboldt Stiftung.



## REFERENCES

- [1] X. Fu *et al.* (CLEO Collaboration) Phys. Rev. Lett **79**, 3125, 1997.
- [2] D.E. Jaffe *et al.* (CLEO Collaboration), CLNS 00/1663, hep-ex/0002065, accepted for publication in Phys. Rev. D.
- [3] M. Zoeller, Ph. D. Thesis, State University of New York, Albany, 1994 (unpublished).
- [4] I. Dunietz, Phys. Rev. D **58**, 094010, 1998.
- [5] G. Crawford *et al.* (CLEO Collaboration) Phys. Rev. D **45**, 752, 1992.
- [6] Y. Kubota *et al.* (CLEO Collaboration) Nucl. Instrum. and Methods Phys. Res., Sec. A **320**, 66 (1992).
- [7] R. Brun *et al.* GEANT3 Users Guide, CERN DD/EE/84-1.
- [8] T.S. Hill, Nucl. Instrum. Methods Phys. Res., Sec. A **418**, 32 (1998).
- [9] Particle Data Group, Eur. Phys. J. C **3**, 1, (1998).
- [10] L. Gibbons *et al.* (CLEO Collaboration) Phys. Rev. D **56**, 3783, 1997.
- [11] M. Artuso *et al.* (CLEO Collaboration) Phys. Rev. Lett **82**, 3020, 1999.