

A SEARCH FOR EXCITED FERMIONS AT HERA

H1 Collaboration

Abstract

A search for excited fermions f^* of the first generation in e^+p scattering at the collider HERA is presented using H1 data with an integrated luminosity of 37 pb^{-1} . All electroweak decays of excited fermions, $f^* \rightarrow f\gamma, fW, fZ$ are considered and all possible final states resulting from the Z or W hadronic decays or decays into leptons of the first two generations are taken into account. No evidence for f^* production is found. Mass dependent exclusion limits on cross-sections and on the ratio of coupling constants to the compositeness scale are derived.

To be submitted to The European Physical Journal C

C. Adloff³³, V. Andreev²⁴, B. Andrieu²⁷, V. Arkadov³⁵, A. Astvatsatourov³⁵, I. Ayyaz²⁸,
 A. Babaev²³, J. Bähr³⁵, P. Baranov²⁴, E. Barrelet²⁸, W. Bartel¹⁰, U. Bassler²⁸, P. Bate²¹,
 A. Beglarian³⁴, O. Behnke¹⁰, C. Beier¹⁴, A. Belousov²⁴, T. Benisch¹⁰, Ch. Berger¹,
 G. Bernardi²⁸, T. Berndt¹⁴, J.C. Bizot²⁶, K. Borrás⁷, V. Boudry²⁷, W. Braunschweig¹,
 V. Brisson²⁶, H.-B. Bröker², D.P. Brown²¹, W. Brückner¹², P. Bruel²⁷, D. Bruncko¹⁶,
 J. Bürger¹⁰, F.W. Büsler¹¹, A. Bunyatyan^{12,34}, H. Burkhardt¹⁴, A. Burrage¹⁸, G. Buschhorn²⁵,
 A.J. Campbell¹⁰, J. Cao²⁶, T. Carli²⁵, S. Caron¹, E. Chabert²², D. Clarke⁵, B. Clerbaux⁴,
 C. Collard⁴, J.G. Contreras^{7,41}, J.A. Coughlan⁵, M.-C. Cousinou²², B.E. Cox²¹, G. Cozzika⁹,
 J. Cvach²⁹, J.B. Dainton¹⁸, W.D. Dau¹⁵, K. Daum^{33,39}, M. Davidsson²⁰, B. Delcourt²⁶,
 N. Delerue²², R. Demirchyan³⁴, A. De Roeck^{10,43}, E.A. De Wolf⁴, C. Diaconu²², P. Dixon¹⁹,
 V. Dodonov¹², J.D. Dowell³, A. Drouskoi²³, C. Duprel², G. Eckerlin¹⁰, D. Eckstein³⁵,
 V. Efremenko²³, S. Egli³², R. Eichler³⁶, F. Eisele¹³, E. Eisenhandler¹⁹, M. Ellerbrock¹³,
 E. Elsen¹⁰, M. Erdmann^{10,40,e}, W. Erdmann³⁶, P.J.W. Faulkner³, L. Favart⁴, A. Fedotov²³,
 R. Felst¹⁰, J. Ferencei¹⁰, S. Ferron²⁷, M. Fleischer¹⁰, G. Flügge², A. Fomenko²⁴, I. Foresti³⁷,
 J. Formánek³⁰, J.M. Foster²¹, G. Franke¹⁰, E. Gabathuler¹⁸, K. Gabathuler³², J. Garvey³,
 J. Gassner³², J. Gayler¹⁰, R. Gerhards¹⁰, S. Ghazaryan³⁴, L. Goerlich⁶, N. Gogitidze²⁴,
 M. Goldberg²⁸, C. Goodwin³, C. Grab³⁶, H. Grässler², T. Greenshaw¹⁸, G. Grindhammer²⁵,
 T. Hadig¹, D. Haidt¹⁰, L. Hajduk⁶, W.J. Haynes⁵, B. Heinemann¹⁸, G. Heinzelmann¹¹,
 R.C.W. Henderson¹⁷, S. Hengstmann³⁷, H. Henschel³⁵, R. Heremans⁴, G. Herrera^{7,41},
 I. Herynek²⁹, M. Hilgers³⁶, K.H. Hiller³⁵, J. Hladký²⁹, P. Höting², D. Hoffmann¹⁰,
 W. Hoprich¹², R. Horisberger³², S. Hurling¹⁰, M. Ibbotson²¹, Ç. İşsever⁷, M. Jacquet²⁶,
 M. Jaffre²⁶, L. Janauschek²⁵, D.M. Jansen¹², X. Janssen⁴, V. Jemanov¹¹, L. Jönsson²⁰,
 D.P. Johnson⁴, M.A.S. Jones¹⁸, H. Jung²⁰, H.K. Kästli³⁶, D. Kant¹⁹, M. Kapichine⁸,
 M. Karlsson²⁰, O. Karschnick¹¹, O. Kaufmann¹³, M. Kausch¹⁰, F. Keil¹⁴, N. Keller³⁷,
 J. Kennedy¹⁸, I.R. Kenyon³, S. Kermiche²², C. Kiesling²⁵, M. Klein³⁵, C. Kleinwort¹⁰,
 G. Knies¹⁰, B. Koblitz²⁵, S.D. Kolya²¹, V. Korbel¹⁰, P. Kostka³⁵, S.K. Kotelnikov²⁴,
 M.W. Krasny²⁸, H. Krehbiel¹⁰, J. Kroseberg³⁷, K. Krüger¹⁰, A. Küpper³³, T. Kuhr¹¹,
 T. Kurča^{35,16}, R. Kutuev¹², W. Lachnit¹⁰, R. Lahmann¹⁰, D. Lamb³, M.P.J. Landon¹⁹,
 W. Lange³⁵, T. Laštovička³⁰, E. Lebailly²⁶, A. Lebedev²⁴, B. Leißner¹, R. Lemrani¹⁰,
 V. Lendermann⁷, S. Levonian¹⁰, M. Lindstroem²⁰, E. Lobodzinska^{10,6}, B. Lobodzinski^{6,10},
 N. Loktionova²⁴, V. Lubimov²³, S. Lüders³⁶, D. Lüke^{7,10}, L. Lytkin¹², N. Magnussen³³,
 H. Mahlke-Krüger¹⁰, N. Malden²¹, E. Malinovski²⁴, I. Malinovski²⁴, R. Maraček²⁵,
 P. Marage⁴, J. Marks¹³, R. Marshall²¹, H.-U. Martyn¹, J. Martyniak⁶, S.J. Maxfield¹⁸,
 A. Mehta¹⁸, K. Meier¹⁴, P. Merkel¹⁰, F. Metlica¹², H. Meyer³³, J. Meyer¹⁰, P.-O. Meyer²,
 S. Mikocki⁶, D. Milstead¹⁸, T. Mkrtchyan³⁴, R. Mohr²⁵, S. Mohrdieck¹¹, M.N. Mondragon⁷,
 F. Moreau²⁷, A. Morozov⁸, J.V. Morris⁵, K. Müller¹³, P. Murín^{16,42}, V. Nagovizin²³,
 B. Naroska¹¹, J. Naumann⁷, Th. Naumann³⁵, I. Négri²², G. Nellen²⁵, P.R. Newman³,
 T.C. Nicholls⁵, F. Niebergall¹¹, C. Niebuhr¹⁰, O. Nix¹⁴, G. Nowak⁶, T. Nunnemann¹²,
 J.E. Olsson¹⁰, D. Ozerov²³, V. Panassik⁸, C. Pascaud²⁶, G.D. Patel¹⁸, E. Perez⁹, J.P. Phillips¹⁸,
 D. Pitzl¹⁰, R. Pöschl⁷, I. Potachnikova¹², B. Povh¹², K. Rabbert¹, G. Rädcl⁹,
 J. Rauschenberger¹¹, P. Reimer²⁹, B. Reisert²⁵, D. Reyna¹⁰, S. Riess¹¹, E. Rizvi³,
 P. Robmann³⁷, R. Roosen⁴, A. Rostovtsev²³, C. Royon⁹, S. Rusakov²⁴, K. Rybicki⁶,
 D.P.C. Sankey⁵, J. Scheins¹, F.-P. Schilling¹³, P. Schlexer¹³, D. Schmidt³³, D. Schmidt¹⁰,
 S. Schmitt¹⁰, L. Schoeffel⁹, A. Schöning³⁶, T. Schörner²⁵, V. Schröder¹⁰,
 H.-C. Schultz-Coulon¹⁰, K. Sedlák²⁹, F. Sefkow³⁷, V. Shekelyan²⁵, I. Sheviakov²⁴,
 L.N. Shtarkov²⁴, G. Siegmon¹⁵, P. Sievers¹³, Y. Sirois²⁷, T. Sloan¹⁷, P. Smirnov²⁴,

V. Solochenko²³, Y. Soloviev²⁴, V. Spaskov⁸, A. Specka²⁷, H. Spitzer¹¹, R. Stamen⁷, J. Steinhart¹¹, B. Stella³¹, A. Stellberger¹⁴, J. Stiewe¹⁴, U. Straumann³⁷, W. Struczinski², M. Swart¹⁴, M. Taševský²⁹, V. Tchernyshov²³, S. Tchetchelnitski²³, G. Thompson¹⁹, P.D. Thompson³, N. Tobien¹⁰, D. Traynor¹⁹, P. Truöl³⁷, G. Tsipolitis³⁶, J. Turnau⁶, J.E. Turney¹⁹, E. Tzamariudaki²⁵, S. Udluft²⁵, A. Usik²⁴, S. Valkár³⁰, A. Valkárová³⁰, C. Vallée²², P. Van Mechelen⁴, Y. Vazdik²⁴, S. von Dombrowski³⁷, K. Wacker⁷, R. Wallny³⁷, T. Walter³⁷, B. Waugh²¹, G. Weber¹¹, M. Weber¹⁴, D. Wegener⁷, A. Wegner²⁵, T. Wengler¹³, M. Werner¹³, G. White¹⁷, S. Wiesand³³, T. Wilksen¹⁰, M. Winde³⁵, G.-G. Winter¹⁰, C. Wissing⁷, M. Wobisch², H. Wollatz¹⁰, E. Wünsch¹⁰, A.C. Wyatt²¹, J. Žáček³⁰, J. Zálešák³⁰, Z. Zhang²⁶, A. Zhokin²³, F. Zomer²⁶, J. Zsembery⁹ and M. zur Nedden¹⁰

¹ *I. Physikalisches Institut der RWTH, Aachen, Germany^a*

² *III. Physikalisches Institut der RWTH, Aachen, Germany^a*

³ *School of Physics and Space Research, University of Birmingham, Birmingham, UK^b*

⁴ *Inter-University Institute for High Energies ULB-VUB, Brussels; Universitaire Instelling Antwerpen, Wilrijk; Belgium^c*

⁵ *Rutherford Appleton Laboratory, Chilton, Didcot, UK^b*

⁶ *Institute for Nuclear Physics, Cracow, Poland^d*

⁷ *Institut für Physik, Universität Dortmund, Dortmund, Germany^a*

⁸ *Joint Institute for Nuclear Research, Dubna, Russia*

⁹ *DSM/DAPNIA, CEA/Saclay, Gif-sur-Yvette, France*

¹⁰ *DESY, Hamburg, Germany^a*

¹¹ *II. Institut für Experimentalphysik, Universität Hamburg, Hamburg, Germany^a*

¹² *Max-Planck-Institut für Kernphysik, Heidelberg, Germany^a*

¹³ *Physikalisches Institut, Universität Heidelberg, Heidelberg, Germany^a*

¹⁴ *Kirchhoff-Institut für Physik, Universität Heidelberg, Heidelberg, Germany^a*

¹⁵ *Institut für experimentelle und angewandte Physik, Universität Kiel, Kiel, Germany^a*

¹⁶ *Institute of Experimental Physics, Slovak Academy of Sciences, Košice, Slovak Republic^{e,f}*

¹⁷ *School of Physics and Chemistry, University of Lancaster, Lancaster, UK^b*

¹⁸ *Department of Physics, University of Liverpool, Liverpool, UK^b*

¹⁹ *Queen Mary and Westfield College, London, UK^b*

²⁰ *Physics Department, University of Lund, Lund, Sweden^g*

²¹ *Department of Physics and Astronomy, University of Manchester, Manchester, UK^b*

²² *CPPM, CNRS/IN2P3 - Univ Mediterranee, Marseille - France*

²³ *Institute for Theoretical and Experimental Physics, Moscow, Russia*

²⁴ *Lebedev Physical Institute, Moscow, Russia^{e,h}*

²⁵ *Max-Planck-Institut für Physik, München, Germany^a*

²⁶ *LAL, Université de Paris-Sud, IN2P3-CNRS, Orsay, France*

²⁷ *LPNHE, École Polytechnique, IN2P3-CNRS, Palaiseau, France*

²⁸ *LPNHE, Universités Paris VI and VII, IN2P3-CNRS, Paris, France*

²⁹ *Institute of Physics, Academy of Sciences of the Czech Republic, Praha, Czech Republic^{e,i}*

³⁰ *Faculty of Mathematics and Physics, Charles University, Praha, Czech Republic^{e,i}*

³¹ *INFN Roma 1 and Dipartimento di Fisica, Università Roma 3, Roma, Italy*

³² *Paul Scherrer Institut, Villigen, Switzerland*

³³ *Fachbereich Physik, Bergische Universität Gesamthochschule Wuppertal, Wuppertal, Germany^a*

³⁴ *Yerevan Physics Institute, Yerevan, Armenia*

³⁵ *DESY, Zeuthen, Germany^a*

³⁶ *Institut für Teilchenphysik, ETH, Zürich, Switzerland^j*

³⁷ *Physik-Institut der Universität Zürich, Zürich, Switzerland^j*

³⁸ *Present address: Institut für Physik, Humboldt-Universität, Berlin, Germany*

³⁹ *Also at Rechenzentrum, Bergische Universität Gesamthochschule Wuppertal, Wuppertal, Germany*

⁴⁰ *Also at Institut für Experimentelle Kernphysik, Universität Karlsruhe, Karlsruhe, Germany*

⁴¹ *Also at Dept. Fis. Ap. CINVESTAV, Mérida, Yucatán, México^k*

⁴² *Also at University of P.J. Šafárik, Košice, Slovak Republic*

⁴³ *Also at CERN, Geneva, Switzerland*

^a *Supported by the Bundesministerium für Bildung, Wissenschaft, Forschung und Technologie, FRG, under contract numbers 7AC17P, 7AC47P, 7DO55P, 7HH17I, 7HH27P, 7HD17P, 7HD27P, 7KI17I, 6MP17I and 7WT87P*

^b *Supported by the UK Particle Physics and Astronomy Research Council, and formerly by the UK Science and Engineering Research Council*

^c *Supported by FNRS-FWO, IISN-IKW*

^d *Partially Supported by the Polish State Committee for Scientific Research, grant No. 2P0310318 and SPUB/DESY/P-03/DZ 1/99*

^e *Supported by the Deutsche Forschungsgemeinschaft*

^f *Supported by VEGA SR grant no. 2/5167/98*

^g *Supported by the Swedish Natural Science Research Council*

^h *Supported by Russian Foundation for Basic Research grant no. 96-02-00019*

ⁱ *Supported by GA AVČR grant number no. A1010821*

^j *Supported by the Swiss National Science Foundation*

^k *Supported by CONACyT*

1 Introduction

Models of composite leptons and quarks [1] were introduced in an attempt to provide an explanation for the family structure of the known fermions and for their pattern of masses. A natural consequence of these models is the existence of excited states of leptons and quarks. It is often assumed that the compositeness scale might be in the TeV region, which would give excited fermion masses in the same energy domain. However, the dynamics at the constituent level being unknown, the lowest excitation states could possibly have masses of the order of a few hundred GeV. Electron¹-proton interactions at very high energies provide an excellent environment to look for excited fermions of the first generation.

In this paper a search for excited fermions is presented using e^+p HERA collider data of the H1 experiment. The data collected from 1994 to 1997 at positron and proton beam energies of 27.5 GeV and 820 GeV respectively correspond to an integrated luminosity of 37 pb^{-1} . The excited fermions are searched for through all their electroweak decays into a fermion and a gauge boson. The subsequent W and Z gauge boson decays considered are those involving electrons, muons, neutrinos or jets. This analysis profits from an increase in statistics by more than a factor of 10 compared to previous H1 searches [2, 3], and more than a factor of 4 compared to published results by the ZEUS collaboration [4].

The paper is organized as follows. The phenomenological model used to interpret the results of the search for excited fermions is discussed in section 2. The H1 detector and the data pre-selection criteria are described in section 3. The generators used for the Monte Carlo simulation of the Standard Model events and excited fermion signals are briefly presented in section 4. The analyses for the various possible final state topologies are described in section 5. The search results are interpreted in section 6 and a summary is presented in section 7.

2 Phenomenology

Excited electrons (e^*) could be singly produced in ep collisions through t -channel γ and Z boson exchange (fig. 1a). Single production of excited neutrinos (ν^*) could result from t -channel W boson exchange (fig. 1b). In the same way excited quarks (q^*) could be produced through t -channel gauge boson exchange between the incoming positron and a quark of the proton (fig. 1c).

Excited fermions can carry different spin and isospin assignments [5]. In some models quarks and leptons are composites of a scalar and a spin $\frac{1}{2}$ constituent and the lowest lying excitations have spin $\frac{1}{2}$. Alternatively excited fermions could consist of three spin $\frac{1}{2}$ constituents and in this case the lowest lying excitation levels could appear as spin $\frac{3}{2}$ states [5, 6]. Given that the lowest spin states are often considered as the most probable, we use a model [7, 8, 9] in which excited fermions are assumed to have spin $\frac{1}{2}$ and isospin $\frac{1}{2}$. This model describes the interaction between the excited fermionic particles f^* , the gauge bosons and the ordinary fermionic matter f by an effective Lagrangian. Both left-handed and right-handed components of the excited

¹The term 'electron' stands generically for electron or positron.

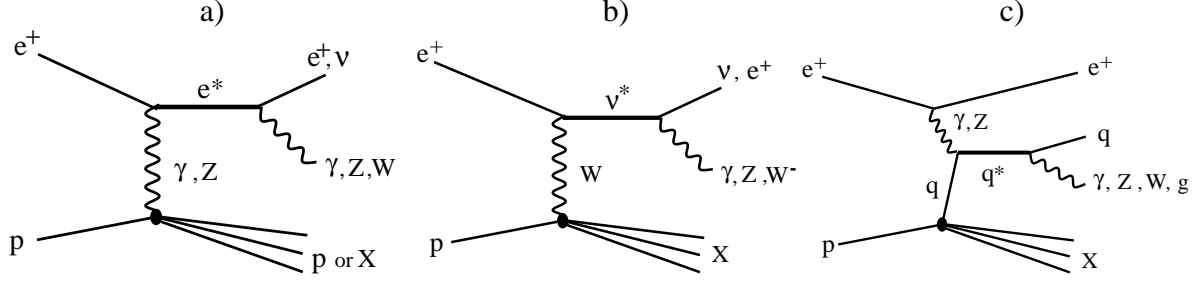


Figure 1: Leading diagrams for the production and decay of excited fermions in ep collisions.

fermions form weak isodoublets F_L^* and F_R^* . In order to protect the light leptons from radiatively acquiring a large anomalous magnetic moment [10, 11], couplings of excited fermions to ordinary fermions of both chiralities should be avoided. We choose to consider couplings to left-handed fermions only, in which case only the right-handed component of the excited fermions takes part in this magnetic-moment type Lagrangian. The form of the Lagrangian is:

$$\mathcal{L}_{int} = \frac{1}{2\Lambda} \bar{F}_R^* \sigma^{\mu\nu} [gf \frac{\tau^a}{2} W_{\mu\nu}^a + g' f' \frac{Y}{2} B_{\mu\nu} + g_s f_s \frac{\lambda^a}{2} G_{\mu\nu}^a] F_L + h.c. \quad (1)$$

where $W_{\mu\nu}^a$, $B_{\mu\nu}$ and $G_{\mu\nu}^a$ are the field-strength tensors of the $SU(2)$, $U(1)$ and $SU(3)_C$ gauge fields, τ^a , Y and λ^a are the Pauli matrices, the weak hypercharge operator and the Gell-Mann matrices, respectively. The g , g' and g_s are the standard electroweak and strong gauge couplings. Λ is the compositeness scale and the f , f' and f_s can be viewed as form factors (reduced here to parameters) allowing for the composite fermion to have arbitrary coupling strengths associated to the three gauge groups.

In this model the coupling constants of the f^* with the boson and the fermion f are related to the parameters f and f' as:

$$\begin{aligned} c_{\gamma f^* f} &= \frac{1}{2} (f I_3 + f' \frac{Y}{2}) \\ c_{Z f^* f} &= \frac{1}{2} (f I_3 \cot \theta_W - f' \frac{Y}{2} \tan \theta_W) \\ c_{W f^* f} &= \frac{f}{2\sqrt{2} \sin \theta_W} \end{aligned} \quad (2)$$

where I_3 is the third component of the isospin of the fermion and θ_W is the Weinberg angle. The partial widths for the various electroweak decay channels of an excited fermion f^* in a fermion f and a real boson V are given as [8, 9]:

$$\Gamma(f^* \rightarrow fV) = \alpha \frac{M_{f^*}^3}{\Lambda^2} c_{V f^* f}^2 (1 - \frac{M_V^2}{M_{f^*}^2})^2 (1 + \frac{M_V^2}{2M_{f^*}^2}) \quad (3)$$

where M_{f^*} is the mass of the excited fermion, M_V the mass of the electroweak boson and α the fine structure constant. For the excited quark, the partial width to decay to a quark and a gluon is obtained replacing (α) by $(4/3 \alpha_s)$ and $(c_{V f^* f})$ by $(1/2 f_s)$, where α_s is the strong coupling constant. For M_{f^*} values between 50 to 250 GeV and $\Lambda = M_{f^*}$, the intrinsic widths of the excited electrons are typically of the order of some hundred MeV for f and f' values $\simeq 1$ while in the q^* case for $f_s \simeq 1$ it varies between 1 GeV to $\simeq 10$ GeV.

3 The H1 Detector

A full description of the H1 detector can be found in reference [12]. Here we describe briefly the components relevant to this analysis. The interaction region is surrounded by a system of drift and proportional chambers covering the angular range $7^\circ < \theta < 176^\circ$. The tracking system is placed inside a finely segmented liquid argon (LAr) calorimeter covering the polar angular range $4^\circ < \theta < 154^\circ$. The electromagnetic part is made of lead/argon and the hadronic part of stainless steel/argon [13]. Energy resolutions of $\sigma_E/E \simeq 12\%/\sqrt{E} \oplus 1\%$ for electrons and $\sigma_E/E \simeq 50\%/\sqrt{E} \oplus 2\%$ for hadrons have been obtained in test beam measurements [14, 15]. A lead-scintillating fiber calorimeter² [16] is located in the backward³ region ($154^\circ < \theta < 178^\circ$) of the H1 detector. The tracking system and calorimeters are surrounded by a superconducting solenoid, producing a uniform magnetic field of 1.15 T in the z direction, and an iron yoke instrumented with streamer tubes. Leakage of hadronic showers outside the calorimeter is measured by analogue charge sampling of the streamer tubes with a resolution [18] of $\sigma_E/E \simeq 100\%/\sqrt{E}$. Muon tracks are identified from their hit pattern in the streamer tubes.

4 Event Generators

Final states of events selected in this analysis contain either a high energy electron (or photon) or jets with high transverse energy (or missing transverse momentum). The main backgrounds from Standard Model processes which could mimic such signatures are neutral current deep inelastic scattering (NC DIS), charged current deep inelastic scattering (CC DIS), photoproduction processes, QED Compton scattering and W and Z production.

For the determination of the NC DIS contributions we used two Monte Carlo samples with different modelling of the QCD radiation:

- The first one was produced with the event generator DJANGO [19] which includes QED first order radiative corrections based on HERACLES [20]. QCD radiation is implemented using ARIADNE [21] based on the Colour Dipole Model (CDM) [22]. This sample, with an integrated luminosity of more than 10 times the experimental luminosity, is chosen for the estimation of the NC DIS contribution unless explicitly stated otherwise.
- The second sample was generated with the program RAPGAP [23], where QED first order radiative corrections are implemented as described above. RAPGAP includes the leading order QCD matrix element and higher order radiative corrections are modelled by leading-log parton showers. This sample of events corresponds to an integrated luminosity of about 2 times the experimental one.

For both samples the parton densities in the proton are taken from the MRST [24] parametrization which includes constraints from DIS measurements at HERA up to squared momentum

²This detector has replaced in 1995 a conventional lead-scintillator sandwich calorimeter [17].

³The forward direction, $z > 0$, from which the polar angle θ is measured is the proton beam direction.

transfer $Q^2 = 5000 \text{ GeV}^2$ [25, 26] and the hadronisation is performed in the Lund string fragmentation scheme by JETSET [27].

The modelling of the CC DIS process is performed by DJANGO using MRST structure functions. QED radiation from quark lines is not fully included in the NC DIS and CC DIS simulations. Whilst inelastic wide angle bremsstrahlung (WAB) is treated in the generator DJANGO, elastic and quasi-elastic WAB (QED Compton scattering) is simulated with the event generator EPCOMPT [28, 29]. Direct and resolved photoproduction processes (γp), including prompt photon production are simulated with the PYTHIA [30] event generator. Other processes, corresponding to much lower cross-sections, such as lepton pair production or W production have also been simulated. The lepton pair production ($\gamma\gamma$) is simulated using the LPAIR generator [31]. It should be noted that this generator contains only the Bethe-Heitler $\gamma\gamma$ process. However the number of events with two high E_T electromagnetic clusters given by LPAIR and by a generator taking into account all (electroweak) tree level graphs and additional first order radiative corrections [32] agrees within 5%. The W simulation is made with the EPVEC program [33]. The luminosities generated for these Monte Carlo simulations vary between 3 times to 100 times the experimental luminosity.

Monte Carlo simulations of excited fermion production and decay are necessary to evaluate acceptance losses due to selection requirements. The excited fermion analyses are based on the phenomenology described in section 2. The excited lepton (l^*) simulation is performed by the COMPOS [34] generator which makes use of the cross-section formulae given in reference [7]. The excited quark generation is done following the cross-section given in reference [6]. In both cases initial state radiation of a photon from the incoming electron is generated. The photon is taken to be collinear with the electron, with an energy spectrum given by the Weizsäcker Williams formula. The hadronisation is performed here also by the Lund string model and the MRST parametrization of the parton densities is used. The narrow-width approximation is assumed and the production and decay of the excited fermions are assumed to factorize.

All Monte Carlo generators are interfaced to a full simulation of the H1 detector response.

5 Event Selection and Comparison with Standard Model Expectation

In this section the description of the selection criteria for the analyses of the various decay channels is organized according to the experimental signatures of the final states. Other details of the analyses can be found in reference [35].

In common for all analyses, background not related to e^+p collisions is rejected by requiring that there is a primary vertex within $\pm 35 \text{ cm}$ of the nominal vertex value, and that the event time, measured with the central tracking chamber, coincides with that of the bunch crossing. In addition topological filters against cosmic and halo muons are used. A small number of cosmic and halo muons are finally removed by a visual scan.

The identification of electrons or photons, performed in the LAr calorimeter, first relies on calorimetric information by exploiting the shape of the energy density expected from the

development of an electromagnetic shower to define electromagnetic clusters. An electron is identified as an electromagnetic cluster with a track linked to it. A photon in contrast should have no track pointing to it within a distance of 40 cm. In some analyses electrons and photons are not distinguished and, in this case, only electromagnetic (em) clusters are required. Hadronic jets (denoted jets in the following) are searched for in the laboratory reference frame, using a cone algorithm adapted from the LUCCELL scheme from the JETSET package [27], with a radius $R = \sqrt{\delta\eta^2 + \delta\phi^2} = 1$, where η is the pseudorapidity and ϕ the azimuthal angle. A muon is identified as a well measured central track linked geometrically to a track in the muon system or an energy deposit in the instrumented iron. A muon candidate should also satisfy an isolation criterium imposed in the pseudorapidity-azimuth ($\eta - \phi$) plane by requiring that the distances of the muon track to the nearest hadronic jet and to the closest track be greater than 1 and 0.5 in η and ϕ respectively.

The event selection makes use of the global variables $(E - P_z)$, P_T^{calo} and $P_T^{calo\perp}$ described in the following.

- $(E - P_z) = \sum_i (E_i - P_{z_i})$ where E_i and $P_{z_i} = E_i \cos \theta_i$ are the energy and the longitudinal momentum measured in a calorimeter cell i . For an event where the only particles which remain undetected are close to the proton direction, momentum conservation implies that $(E - P_z)$ nearly equals twice the energy of the incoming positron (55 GeV).
- $P_T^{calo} = |\vec{P}_T^{calo}|$ where \vec{P}_T^{calo} is a missing transverse momentum vector with components calculated by summing over all energy deposits recorded in cells of the LAr and backward calorimeters. For the study of the channels including a muon in the final state, this sum is extended to the energy deposits in the instrumented iron. This P_T^{calo} variable measures the transverse energy of undetected particles (neutrinos) and is sensitive to escaping particles such as high energy muons which leave only a minimum amount of energy in the calorimeter.
- $P_T^{calo\perp}$ defined for events with at least one jet as the projection of the vector \vec{P}_T^{calo} perpendicularly to the jet axis. For events containing more than one jet the largest among all such projections is taken. In channels with missing neutrino signatures, a substantial $P_T^{calo\perp}$ indicates that the missing momentum is not just due to fluctuations of the hadronic energy measurement.

The selection criteria adapted to the different event topologies are described in subsections 5.1 for excited fermions and 5.2 for excited quarks. For each of the possible decay channels the number of selected events are compared to the Standard Model expectations. The errors given correspond to the statistical and the systematic uncertainties added in quadrature. A description of the systematic uncertainties can be found in section 6.

5.1 Excited Leptons

For e^* and ν^* decays without muons or neutrinos in the final state, all particles are detected besides fragments of the proton. For these channels a cut $35 < (E - P_z) < 65$ GeV is applied

to reject photoproduction events where one jet is misidentified as an electron or a photon. The selection criteria for final states with muons are described in subsection 5.1.6. For channels involving a neutrino $P_T^{calo} > 20$ GeV and $(E - P_z) < 50$ GeV are required, with the additional cut $P_T^{calo\perp} > 10$ GeV when containing jets. For the channels with a Z or W boson in the final state which decays via $W \rightarrow q\bar{q}'$, $Z \rightarrow q\bar{q}$ or $Z \rightarrow ee$, a reconstructed invariant mass compatible with the boson mass within 20 GeV is imposed. This simple fixed size interval corresponds to about three times (seven times) the experimental mass resolution in the case of hadronic decays (leptonic decays). A similar mass cut is also imposed in the case of the decay chain $\nu^* \rightarrow eW$; $W \rightarrow e\nu$ by profiting from kinematic constraints (subsection 5.1.2).

5.1.1 The $e^* \rightarrow e\gamma$ channel

The $e^* \rightarrow e\gamma$ decay mode is the key channel to search for e^* because of its very clear signature and large branching ratio. The analysis starts from a sample of events with two electromagnetic clusters in the LAr calorimeter. The main sources of background are the QED Compton process, NC DIS with photon radiation or a high energy π^0 in a jet and the two-photon ($\gamma\gamma$) production of electron pairs. Since about half of the cross-section is expected [7] in the elastic channel $ep \rightarrow e^*p$, the analysis is split into two parts. The first (henceforward called "elastic") is dedicated to the search for e^* produced elastically or quasi-elastically, the second ("inelastic") concerns the inelastic part of the e^* cross-section $ep \rightarrow e^*X$.

- **Elastic channel**

In this case the signature consists of only two electromagnetic clusters and no other signals in the calorimeters. The clusters are required to have energies $E_i > 5$ GeV and angles $\theta_i \leq 150^\circ$ ($i = 1, 2$), with a total energy sum $E_1 + E_2$ above 20 GeV. Because only high invariant masses of excited leptons are of interest, a cut $M_{12} > 10$ GeV on the invariant mass M_{12} calculated from the two electromagnetic clusters is applied. The empty detector condition consists in a cut $E_{tot} - E_1 - E_2 < 4$ GeV, where E_{tot} is the total energy deposited in the calorimeters. This cut strongly suppresses the NC DIS background. The remaining source of background is the elastic QED Compton scattering.

After applying the above cuts 428 events remain. The expectation from Standard Model processes is 424 ± 10 (418.9 QED Compton and 5.1 $\gamma\gamma$).

- **Inelastic channel**

Complementing the elastic analysis, we select here events with $E_{tot} - E_1 - E_2 > 4$ GeV and require two high E_T electromagnetic clusters ($E_{T_1} \geq 20$ and $E_{T_2} \geq 10$ GeV and $\theta_i \leq 150^\circ$). To reduce the NC DIS contribution with a high energy π^0 in a jet, a cut is applied on the multiplicity of tracks ($n_{tracks} \leq 2$) in the direction close to that of the cluster with the second highest energy.

With these criteria 150 candidates are selected, the expected Standard Model background is 158 ± 13 events (154.7 NC DIS events and 3.3 $\gamma\gamma$).

The combined efficiencies of the two selections are better than 80% for an e^* mass above 75 GeV. They are listed in table 1, as well as those of all other l^* decay channels described later. The distributions of the measured " $e - \gamma$ " invariant mass M_{12} are shown together with their

Table 1: Selection efficiencies in % for different decay modes of the excited leptons l^* for masses M_{l^*} ranging from 50 to 250 GeV. The values given for the $e^* \rightarrow e\gamma$ correspond to the combined efficiencies of the elastic and inelastic analyses.

M_{l^*} (GeV)	50	75	100	150	200	250
$e^* \rightarrow e\gamma$	73	85	87	86	83	79
$\nu^* \rightarrow \nu\gamma$	24	41	47	37	32	21

M_{l^*} (GeV)	110	120	150	200	250
$e^* \rightarrow eZ \rightarrow ee$	71	76	77	77	76
$e^* \rightarrow eZ \rightarrow \mu\mu$	19	43	48	37	28
$e^* \rightarrow eZ \rightarrow \nu\bar{\nu}$	< 1	16	72	78	80
$e^* \rightarrow eZ \rightarrow q\bar{q}$	22	44	46	40	36
$e^* \rightarrow \nu W \rightarrow q\bar{q}$	27	37	44	40	34
$\nu^* \rightarrow \nu Z \rightarrow ee$	11	29	40	34	29
$\nu^* \rightarrow \nu Z \rightarrow q\bar{q}$	11	25	41	46	37
$\nu^* \rightarrow eW \rightarrow e\nu$	47	45	42	38	32
$\nu^* \rightarrow eW \rightarrow \mu\nu$	16	27	40	35	35
$\nu^* \rightarrow eW \rightarrow q\bar{q}$	38	39	38	34	28

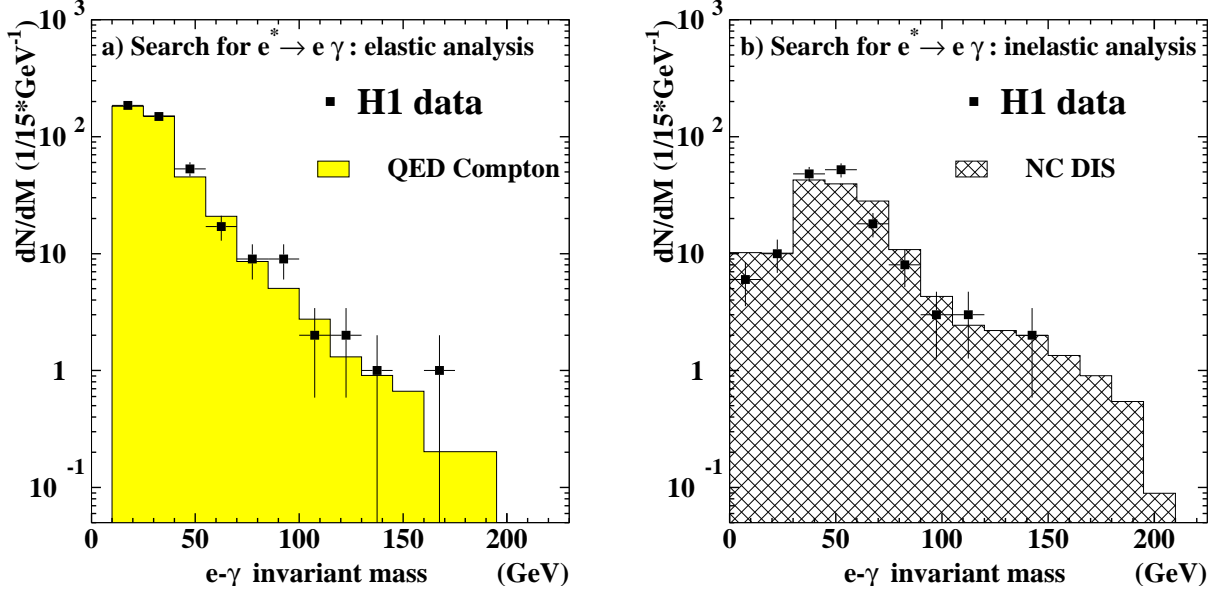


Figure 2: Invariant mass spectrum for (a) the elastic and (b) the inelastic $e^* \rightarrow e\gamma$ analyses. The invariant mass is calculated for an event by combining the four-momenta reconstructed from the two electromagnetic clusters. Square symbols correspond to the data and the histograms to the expectations from the different Standard Model processes.

corresponding expected background in fig. 2a and fig. 2b for the elastic and inelastic analyses respectively. The expected mass resolution (σ of a Gaussian fit) for the reconstruction of an e^* mass of $M_{e^*} = 150$ GeV is 4.2 GeV. The number of events with M_{12} above 50 GeV is 53 in the elastic analysis and 68 in the inelastic analysis, in good agreement with the predictions from the Standard Model of 52.5 ± 1.5 and 77.4 ± 8.2 respectively.

5.1.2 The $e^* \rightarrow eZ$ and $\nu^* \rightarrow eW, \nu Z$ channels with $Z \rightarrow ee$ and $W \rightarrow e\nu$

The selection for these channels starts from a sample of events with two high E_T electromagnetic clusters ($E_{T_1} \geq 20$ and $E_{T_2} \geq 10$ GeV and $\theta_i \leq 150^\circ$).

- **Events with three electromagnetic clusters**

In the case of the $e^* \rightarrow eZ_{\rightarrow ee}$ channel, a third electromagnetic cluster with $E_{T_3} \geq 5$ GeV and $\theta_3 \leq 150^\circ$ is required. Furthermore at least one pair of the three electromagnetic clusters should have an invariant mass compatible with the Z mass. To reduce NC DIS background, events having a jet with $E_{T_{jet}}$ above 15 GeV are rejected. After this selection 1 event is left while 0.9 ± 0.4 background events are expected (0.1 from NC DIS and 0.8 from $\gamma\gamma$ processes).

- **Events with two electromagnetic clusters and missing P_T**

In these cases, the four-momentum of the escaping neutrino is deduced by imposing transverse momentum conservation and the $(E - Pz)$ constraint. In the case of the $\nu^* \rightarrow eW_{\rightarrow e\nu}$ and $\nu^* \rightarrow \nu Z_{\rightarrow ee}$ decay channels, events are selected with the invariant mass from the ν and electromagnetic cluster (for W tagging) and from the two electromagnetic clusters (for Z tagging) to be compatible with the corresponding boson mass. No candidate is found. The expectation from Standard Model processes is 0.25 ± 0.11 events (0.05 $\gamma\gamma$, 0.1 NC DIS, 0.1 $W \rightarrow e\nu$) for the $\nu^* \rightarrow eW$ channel, and 0.020 ± 0.005 $W \rightarrow e\nu$ events for the $\nu^* \rightarrow \nu Z$ channel.

5.1.3 The $e^* \rightarrow eZ, \nu W$ and $\nu^* \rightarrow \nu Z, eW$ channels with $Z, W \rightarrow q\bar{q}'$

The analysis for these channels uses a subsample of events with at least two jets each having a transverse energy greater than 20 GeV and a polar angle greater than 10° . The jet-jet invariant mass must be compatible with the relevant boson mass. When more than two jets are found in an event, the pair of jets which has an invariant mass closest to the relevant boson mass is selected. This subsample is dominated by photoproduction and NC DIS events.

- **Events with two high E_T jets and one electron**

The channels $e^* \rightarrow eZ_{\rightarrow q\bar{q}}$ and $\nu^* \rightarrow eW_{\rightarrow q\bar{q}}$ are characterized by two high E_T jets and an electron. Background events are expected from NC DIS. Candidates are selected if they have an electron with $P_{T_e} \geq 15$ GeV and with $10^\circ < \theta_e < 90^\circ$. This cut on the transverse momentum of the electron induces an efficiency loss towards low e^* masses, already sizeable close to the Z mass (see table 1). The cut on the polar angle of the electron discriminates the signal, where the lepton is mainly emitted in the forward direction due

the high l^* mass, from NC DIS background where the electron is mainly scattered in the backward region. 18 events are found in the search for the channel $\nu^* \rightarrow eW$ with an estimated background of 17.2 ± 4.8 events (16.6 NC DIS, 0.4 γp and 0.16 $W \rightarrow q\bar{q}'$). 14 events survive the selection criteria for the decay $e^* \rightarrow eZ$, in comparison to a background of 12.3 ± 3.4 events (12 NC DIS, 0.14 γp and 0.16 $W \rightarrow q\bar{q}'$). Fig. 3 shows the invariant masses M_{ejj} of the two jets and the electron. For a l^* mass of 150 GeV, the expected mass resolutions are 8.6 and 13.8 GeV for the $e^* \rightarrow eZ$ and $\nu^* \rightarrow eW$ channels, respectively. The ν^* mass resolution is worse than the e^* one, because the recoil jet is in some cases wrongly taken as one of the jets associated to the W decay. No excess of events is found compared to the Standard Model expectation.

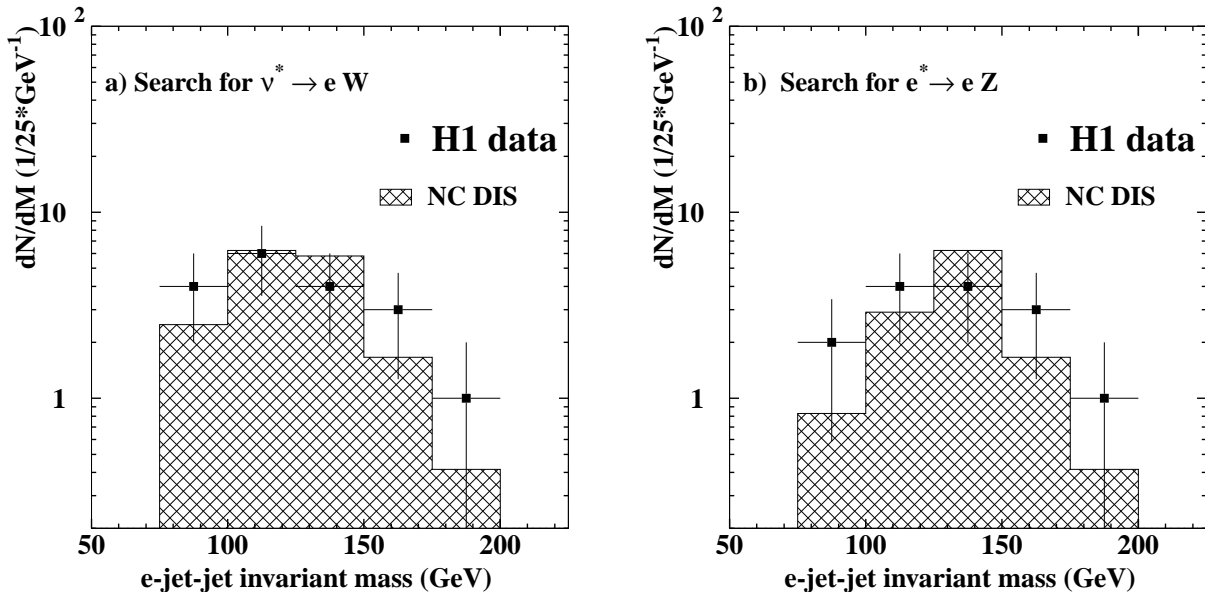


Figure 3: Invariant mass spectrum for the (a) $\nu^* \rightarrow eW_{\rightarrow q\bar{q}}$ and (b) $e^* \rightarrow eZ_{\rightarrow q\bar{q}}$ searches. The invariant mass is calculated for an event by combining the four-momenta reconstructed from the electromagnetic cluster and the two jets. Square symbols correspond to the data and the histogram to the expectation from the NC DIS process.

- **Events with two high E_T jets and missing P_T**

In the searches $e^* \rightarrow \nu W_{\rightarrow q\bar{q}}$ and $\nu^* \rightarrow \nu Z_{\rightarrow q\bar{q}}$, the main background which is due to CC DIS interactions is suppressed by the P_T^{calo} , $(E - P_z)$ and $P_T^{calo\perp}$ cuts. The NC DIS background is reduced by rejecting events possessing an electromagnetic cluster with an energy above 5 GeV. Three events survive. The background expectation is 3.3 ± 0.6 events (3 CC DIS, 0.3 γp) for the $e^* \rightarrow \nu W_{\rightarrow q\bar{q}}$ channel and 2.1 ± 0.8 events (2 CC and 0.1 γp) for the $\nu^* \rightarrow \nu Z_{\rightarrow q\bar{q}}$ channel.

5.1.4 The $\nu^* \rightarrow \nu\gamma$ channel

For this analysis events containing one photon with $E_{T_\gamma} \geq 20$ GeV and $10^\circ < \theta_\gamma < 90^\circ$ and satisfying the P_T^{calo} and $(E - P_z)$ cuts are selected. As in subsection 5.1.3, the aim of the θ cut ($\theta_\gamma < 90^\circ$) is to further reduce the NC DIS background for which the electromagnetic cluster is predominantly reconstructed in the backward region. The final state for the signal contains also in most of the cases a recoil jet, due to the ν^* production through a t -channel W boson exchange. Hence the final selection criteria are one jet with $E_{T_{jet}} > 5$ GeV and no electron found with an energy above 5 GeV. No candidate is left. The expected Standard Model contribution is 1.0 ± 0.7 events and is dominated by CC DIS events.

5.1.5 The $e^* \rightarrow eZ_{\rightarrow\nu\bar{\nu}}$ channel

This channel is characterized by one high P_T electron and missing P_T in the detector. For this channel the non ep background (cosmic rays and halo muons) is severe and hence the minimum P_T^{calo} requirement is increased from 20 to 25 GeV. A requirement of large transverse momentum for the electron is also necessary to reduce the background, so events with a high P_T electron ($P_{T_e} > 20$ GeV with $10^\circ < \theta_e < 150^\circ$) are selected. Events with either another electromagnetic cluster of energy greater than 5 GeV or with a jet with E_T above 15 GeV are rejected. This selection finds 1 event for an expected background of 2.7 ± 0.4 events (1.3 NC DIS, 0.7 $W \rightarrow e\nu$, 0.6 CC DIS and 0.1 $\gamma\gamma$).

5.1.6 The $\nu^* \rightarrow eW_{\rightarrow\mu\nu}$ and $e^* \rightarrow eZ_{\rightarrow\mu\mu}$ channels

The search in these channels starts from a subsample of events including at least one muon candidate found at a polar angle greater than 10° with a transverse momentum above 10 GeV.

- **Events with one muon and an electron**

For the $\nu^* \rightarrow eW_{\rightarrow\mu\nu}$ analysis we require $P_T^{calo} \geq 25$ GeV and a high P_T electron ($P_{T_e} > 20$ GeV). No events are left after this selection and the total expected background which survives these two cuts is 0.31 ± 0.05 events dominated by the muon pair production in $\gamma\gamma$ interactions (0.28 events) with a small contribution (0.03 events) from single $W \rightarrow \mu\nu$ production. It has been checked that applying the more stringent cuts of [36] reduces the $\gamma\gamma$ background by a factor of ~ 10 .

- **Events with two muons and an electron**

The signature of the $e^* \rightarrow eZ_{\rightarrow\mu\mu}$ channel consists of two muons plus an electron. Here, contrary to the preceding one muon case, no neutrino is expected. However as the energy deposited in the calorimeter by the two muons is small, a cut $P_T^{calo} \geq 15$ GeV is applied. With the requirement of two identified muons no events are left. The background due to the $\gamma\gamma \rightarrow \mu\mu$ process, is 0.35 ± 0.05 events.

5.2 Excited Quarks

In a q^* production process at HERA one would expect that the scattered positron be often unseen in the detector since the process is dominated by γ exchange at small values of Q^2 . Hence no restriction is imposed on the value of $(E - P_z)$. The selection criteria for channels with one or two muons are described in subsection 5.2.5. For channels with a neutrino, the cuts $P_T^{calo} > 20$ GeV and $P_T^{calo\perp} > 10$ GeV are applied. A compatibility within 20 GeV of the Z or W boson mass is imposed here also in the case of $W \rightarrow q\bar{q}'$, $Z \rightarrow q\bar{q}$ or $Z \rightarrow ee$ decays.

5.2.1 The $q^* \rightarrow q\gamma$ channel

The final state for this channel is characterized by one photon and one jet. The photon requirements are those described in subsection 5.1.4: one photon with ($E_{T\gamma} \geq 20$ GeV, $10^\circ < \theta_\gamma < 90^\circ$). In addition we require one jet with $E_{T_{jet}} > 15$ GeV and $\theta_{jet} > 10^\circ$ and no electron with an energy above 5 GeV in the LAr calorimeter. The main background sources are photoproduction processes with prompt γ production or events with high energy π^0 , and NC DIS events if the track of the scattered electron has not been reconstructed. 35 events are selected compared to a background estimation of 36 ± 5 events (2.5 NC DIS and 33.5 γp). Fig. 4 shows the distributions of the invariant γ -jet masses for the data and the expected background. The expected invariant mass resolution for a q^* mass of 150 GeV is 6.6 GeV. The two events with an invariant mass (γ -jet) above 150 GeV are very likely NC DIS events, both just surviving the criteria on the quality of the nearest track or on its distance to the electromagnetic cluster. The efficiency of this selection is listed in table 2, as well as those of all q^* decay channels described later.

Figure 4: Invariant mass spectrum for the $q^* \rightarrow q\gamma$ search. The invariant mass is calculated for an event by combining the four-momenta of the photon and the jet. Square symbols correspond to the data and the histograms to the expectations from different Standard Model processes.

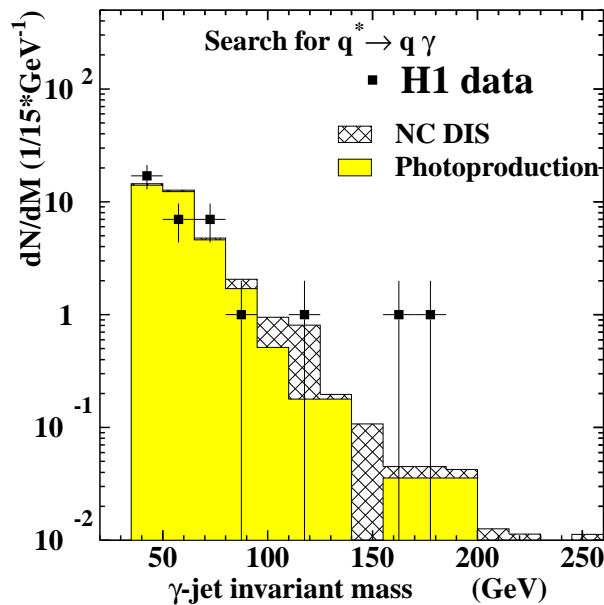


Table 2: Selection efficiencies in % for different decay modes of the excited quarks q^* for masses M_{q^*} ranging from 50 to 250 GeV.

M_{q^*} (GeV)	50	75	100	150	200	250
$q^* \rightarrow q\gamma$	22	33	36	42	41	40

M_{q^*} (GeV)	110	120	150	200	250
$q^* \rightarrow qZ_{\rightarrow ee}$	16	35	40	47	41
$q^* \rightarrow qZ_{\rightarrow \mu\mu}$	7	16	25	32	32
$q^* \rightarrow qZ_{\rightarrow q\bar{q}}$	< 1	3	31	47	44
$q^* \rightarrow qW_{\rightarrow e\nu}$	31	38	42	44	38
$q^* \rightarrow qW_{\rightarrow \mu\nu}$	6	24	41	41	37
$q^* \rightarrow qW_{\rightarrow q\bar{q}}$	5	16	42	51	47

5.2.2 The $q^* \rightarrow qZ_{\rightarrow ee}$ channel

Starting from the subsample of events with at least two electromagnetic clusters described in subsection 5.1.2, it is required in addition that there be a jet with $E_{T_{jet}} > 15$ GeV and $\theta_{jet} > 10^\circ$ and that the invariant mass calculated from the two electromagnetic clusters be compatible with the Z mass. No events survive these criteria, a fact consistent with the Standard Model expectation of 0.65 ± 0.53 NC DIS events.

5.2.3 The $q^* \rightarrow qW_{\rightarrow e\nu}$ channel

For this channel events retained by the P_T^{calo} , $(E - P_z)$ and $P_T^{calo\perp}$ cuts and with only one high P_T electron ($P_{T_e} > 15$ GeV and $10^\circ < \theta_e < 150^\circ$) and a jet ($E_{T_{jet}} > 15$ GeV and $\theta_{jet} > 10^\circ$) are selected. The main sources of background in this channel are NC and CC DIS processes and W production. One event survives this selection and the number of events expected from the Standard Model is 1.10 ± 0.35 events, equally shared between the NC DIS and $W \rightarrow e\nu$ processes.

5.2.4 The $q^* \rightarrow qW_{\rightarrow q\bar{q}}$ and $q^* \rightarrow qZ_{\rightarrow q\bar{q}}$ channels

The final state in these channels contains three high E_T jets and the main backgrounds are photoproduction and NC DIS processes. We require three jets with a polar angle above 10° and transverse energies greater than 30, 25 and 15 GeV, respectively. Furthermore, in these q^* decays, the jet with lowest transverse energy often originates from the boson (W/Z) decay, when the q^* mass is above 150 GeV. Events are kept only when the jet-jet invariant mass calculation which is the nearest to the W/Z mass includes this jet. For the channel $q^* \rightarrow qZ_{\rightarrow q\bar{q}}$, the loss of efficiency due to this requirement varies between 30% for a q^* mass of 150 GeV to less than one percent when the q^* mass is equal to 250 GeV. In the $q^* \rightarrow qW_{\rightarrow q\bar{q}}$ case the losses are smaller. We require that this invariant jet-jet mass be compatible with the boson mass. These cuts select 39 and 32 events for the $q^* \rightarrow qW_{\rightarrow q\bar{q}}$ and the $q^* \rightarrow qZ_{\rightarrow q\bar{q}}$ channels, respectively.

These numbers are to be compared to the Standard Model expectations of 45.3 ± 17.3 events ($30.4 \gamma p$, 13.2 NC DIS and 1.7 W) for the $q^* \rightarrow qW$ analysis, and of 25.3 ± 9.1 events ($17.6 \gamma p$, 6.4 NC DIS and 1.3 W) for $q^* \rightarrow qZ$. The NC DIS expectation has been calculated using the generator RAPGAP, in which leading log parton showers are used to model QCD radiations. The DJANGO generator which uses the CDM to simulate QCD effects is not able to describe the data in this particular phase space domain. A similar observation in the measurement of 2-jet rates in DIS has been reported previously [37]. Detailed investigations of discrepancies between different QCD cascade models are underway [38]. The shapes of the invariant three-jet mass distributions are in good agreement with the Standard Model expectations, as can be seen in fig. 5. For a q^* mass of 150 GeV, the expected resolution on the 3-jet invariant mass is 9 GeV.

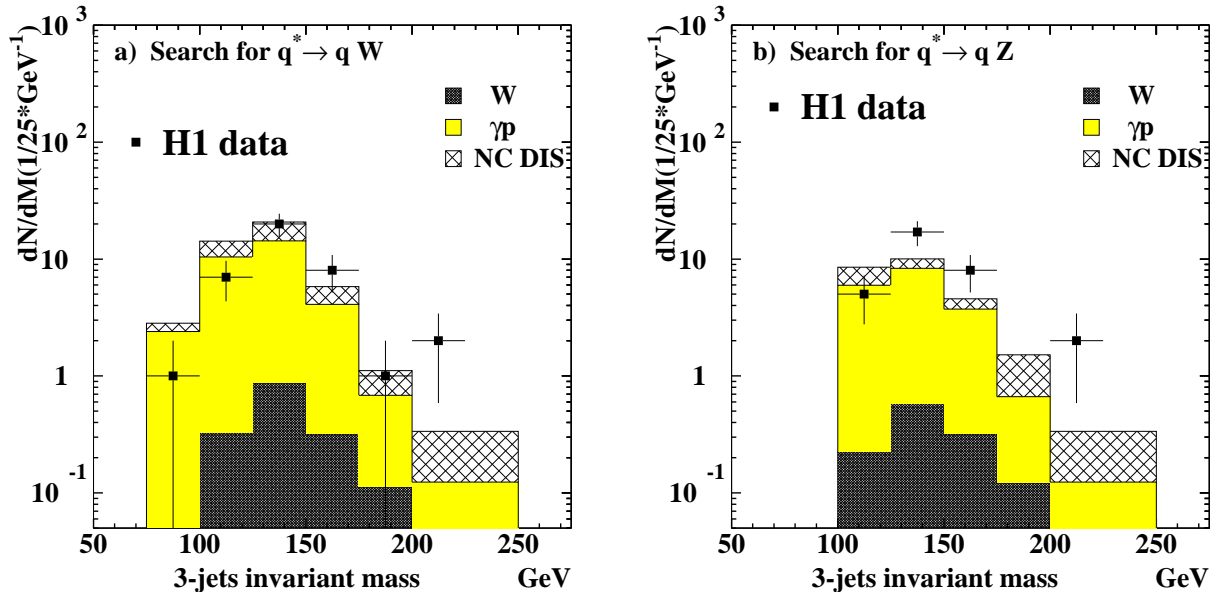


Figure 5: Invariant mass spectrum for (a) the $q^* \rightarrow qW_{\rightarrow q\bar{q}}$ and (b) the $q^* \rightarrow qZ_{\rightarrow q\bar{q}}$ analyses. The invariant mass is calculated for an event by combining the four-momenta of the three jets. Square symbols correspond to the data and the histograms to the expectations from different Standard Model processes.

5.2.5 The $q^* \rightarrow qW_{\rightarrow \mu\nu}$ and $q^* \rightarrow qZ_{\rightarrow \mu\mu}$ channels

These analyses use the muon subsample described in subsection 5.1.6, together with the cuts $P_T^{calo} \geq 25$ GeV and $P_T^{calo} \geq 15$ GeV for the one muon and two muon searches, respectively.

- **Events with one muon and a jet**

In the $q^* \rightarrow qW_{\rightarrow \mu\nu}$ search, events including a high E_T jet ($E_{T_{jet}} > 25$ GeV and $\theta_{jet} > 10^\circ$) are selected. To reduce the $\gamma\gamma \rightarrow \mu\mu$ background, events with more than one isolated muon are rejected and an acoplanarity cut $\Delta\phi(\mu - jet) < 175^\circ$ in the transverse plane is

applied. Three events are found. They correspond to the events labelled muon-2, muon-4 and muon-5 observed already in a previous search for events with high P_T leptons and a large missing transverse momentum [36]. The background (0.41 ± 0.03 events) is here due to W production (0.31 events) and $\gamma\gamma$ muon pair production (0.1 events).

- **Events with two muons and a jet**

The signature of the $q^* \rightarrow qZ \rightarrow \mu\mu$ channel consists of two muons plus a jet. When requesting two muons and applying a $P_T^{calo} > 15$ GeV cut no events remain. The background is equal to 0.35 ± 0.05 events from the $\gamma\gamma \rightarrow \mu\mu$ process.

6 Limits on Excited Fermion Production

6.1 Upper Limits on Cross-sections

A summary of the number of events surviving the selection cuts in the various channels is given in table 3 for the excited lepton decay channels and in table 4 for the excited quark decay channels. The uncertainties taken into account on the background determination are listed in the following.

- The statistical error of the Monte Carlo generations.
- An uncertainty on the absolute electromagnetic energy scale ranging from $\pm 0.7\%$ in the central part of the LAr calorimeter to $\pm 3\%$ in the forward part.
- An uncertainty of $\pm 4\%$ on the energy of the jets due to the uncertainty on the calibration of the calorimeters for hadronic showers.
- A 7% uncertainty on the predicted DIS cross-sections coming mainly from the lack of knowledge on the proton structure (see detailed discussion in [40]).
- An uncertainty of $\pm 10\%$ on the expectation for the 2-jet cross-section estimated by comparing leading order and next-to-leading order Monte Carlo simulations. In the same way an uncertainty of $\pm 15\%$ on the three-jet cross-section was determined by a comparison to data of either a Monte Carlo with $O(\alpha_s)$ QCD matrix elements which approximates the higher order emission of partons using the concept of parton showers, or perturbative QCD calculations to order $O(\alpha_s^2)$ which produces an exact leading order calculation of the three parton final state [41].
- An uncertainty on the estimation of the radiative CC DIS background for the $\nu^* \rightarrow \nu\gamma$ channel, coming from the fact that photon radiation from the quark lines is not fully taken into account in our CC DIS simulation. Calculations [42] show that the negative interference term between photon radiation from the electron and quark lines could decrease the radiative CC DIS cross-section by an amount of 70%.
- An overall systematic error of 1.5% on the luminosity.

The observed number of events are compared to the expected Standard Model background in tables 3 and 4. Good agreement is found for all channels, except for a slight excess, already quoted in reference [36], observed in the $q^* \rightarrow qW_{\rightarrow\mu\nu}$ channel where 3 events are observed for a Standard Model expectation of 0.41 ± 0.03 events. However, combining the contributions from the three W decay channels, no significant deviation to the Standard Model prediction remains within the present analysis.

Channel	selection criteria	events	background
$e^* \rightarrow e\gamma$ (el. an.)	2 em clusters only	53	52.5 ± 1.5
$e^* \rightarrow e\gamma$ (incl. an.)	2 high E_T em clusters	68	77.4 ± 8.2
$e^* \rightarrow eZ_{\rightarrow ee}$	3 em clusters	1	0.9 ± 0.4
$e^* \rightarrow eZ_{\rightarrow\mu\mu}$	2 muons + 1 electron	0	0.35 ± 0.05
$e^* \rightarrow eZ_{\rightarrow\nu\bar{\nu}}$	1 electron + P_T^{miss}	1	2.7 ± 0.4
$e^* \rightarrow eZ_{\rightarrow q\bar{q}}$	2 jets + 1 electron	14	12.3 ± 3.4
$e^* \rightarrow \nu W_{\rightarrow q\bar{q}}$	2 jets + P_T^{miss}	3	3.3 ± 0.6
$\nu^* \rightarrow \nu\gamma$	1 photon + P_T^{miss}	0	1.0 ± 0.7
$\nu^* \rightarrow \nu Z_{\rightarrow ee}$	2 em clusters + P_T^{miss}	0	0.020 ± 0.005
$\nu^* \rightarrow \nu Z_{\rightarrow q\bar{q}}$	2 jets + P_T^{miss}	3	2.1 ± 0.8
$\nu^* \rightarrow eW_{\rightarrow e\nu}$	2 em clusters + P_T^{miss}	0	0.25 ± 0.11
$\nu^* \rightarrow eW_{\rightarrow\mu\nu}$	1 muon + 1 electron	0	0.31 ± 0.05
$\nu^* \rightarrow eW_{\rightarrow q\bar{q}}$	2 jets + 1 electron	18	17.2 ± 4.8

Table 3: Number of events observed in the various e^* and ν^* decay channels and the corresponding Standard Model expectation and total uncertainty on the mean expectation. It should be noted that these numbers correspond to different invariant mass intervals, as the effective mass threshold depends on the channel.

No evidence was seen for either excited leptons or quarks in any of the channels. Therefore, upper limits on the product of the f^* production cross-section and the decay branching fraction have been derived. These limits are determined at a Confidence Level (CL) of 95% as a function of the excited fermion mass. A mass window is shifted over the whole mass range in steps of 5 GeV. The width of each window is chosen according to the resolution for the corresponding mass. When combining several decay channels, for each decay channel k and in each mass interval, the number of observed events n_k , the number of expected background events b_k and ϵ_k , the product of the efficiency times branching ratio of the channel, are calculated and used to determine the value A of the upper limit for the signal such that:

$$CL = \int_0^A p(a) da / \int_0^\infty p(a) da ; p(a) = \prod_k \frac{1}{n_k!} (\epsilon_k a + b_k)^{n_k} \exp^{-(\epsilon_k a + b_k)} \quad (4)$$

where a is the Poisson parameter of the signal. For a single decay channel this is identical to the Bayesian prescription given by the Particle Data Group [39]. For the background estimation and the selection efficiency, statistical and systematic errors are taken into account by folding Gaussian distributions into the integration of the Poisson law used to determine the limit.

Because the branching ratios of the hadronic decay of the W or Z bosons are dominant, the limit for the f^* decaying into a fermion and a W or a Z mainly depends on final states

Channel	selection criteria	events	background
$q^* \rightarrow q\gamma$	1 photon + 1 jet	35	36 ± 5
$q^* \rightarrow qZ \rightarrow ee$	2 em clusters + 1 jet	0	0.65 ± 0.53
$q^* \rightarrow qZ \rightarrow \mu\mu$	2 muons + 1 jet	0	0.35 ± 0.05
$q^* \rightarrow qZ \rightarrow q\bar{q}$	3 jets	32	25.3 ± 9.1
$q^* \rightarrow qW \rightarrow e\nu$	1 electron + 1 jet + P_T^{miss}	1	1.10 ± 0.35
$q^* \rightarrow qW \rightarrow \mu\nu$	1 muon + 1 jet	3	0.41 ± 0.03
$q^* \rightarrow qW \rightarrow q\bar{q}$	3 jets	39	45.3 ± 17.3

Table 4: Number of events observed in the various q^* decay channels and the corresponding Standard Model expectation and total uncertainty on the mean expectation. It should be noted that these numbers correspond to different invariant mass intervals, as the effective mass threshold depends on the channel.

with at least two jets. So the error is dominated by the uncertainty on the absolute calibration of the calorimeters for hadronic clusters and the uncertainty on the expected 2-jet and 3-jet cross-sections.

The limits on the product of the f^* production cross-section and the decay branching fraction are shown in fig. 6, 7 and 8. In all three cases the lowest limits are obtained using the electromagnetic decay channels. For the derivation of these limits it is assumed that the natural width of the f^* is much smaller than the experimental mass resolution. For masses above 120 GeV, the values of these limits are below 0.2 pb for the e^* , 0.5 pb for the ν^* and 0.4 pb for the q^* productions. These results improve by an order of magnitude earlier H1 results [3].

Figure 6: Upper limits at 95% Confidence Level on the product of the production cross-section σ and the decay branching fraction BR for excited electron e^* in the various electroweak decay channels, $e\gamma$ (full line), eZ (dashed line) and νW (dotted-dashed line) as function of the excited electron mass. The different decay channels of the W and Z gauge bosons are combined. Areas above the curves are excluded.

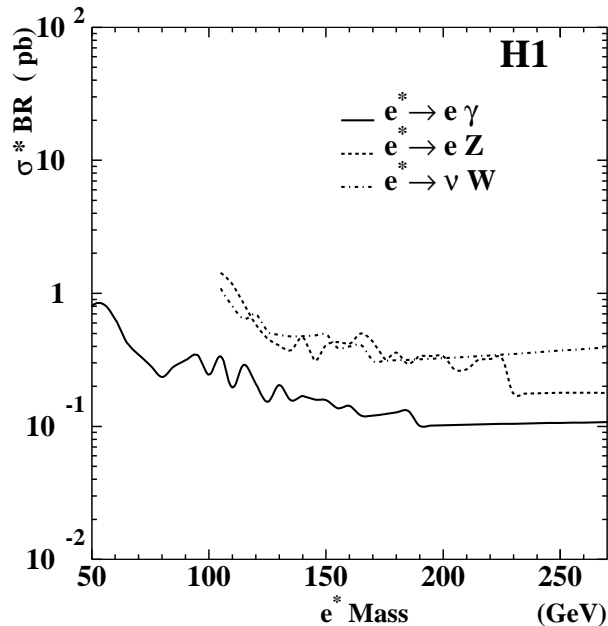


Figure 7: Upper limits at 95% Confidence Level on the product of the production cross-section σ and the decay branching fraction BR for excited neutrino ν^* in the various electroweak decay channels, $\nu\gamma$ (full line), νZ (dashed line) and eW (dotted-dashed line) as function of the excited neutrino mass. The different decay channels of the W and Z gauge bosons are combined. Areas above the curves are excluded.

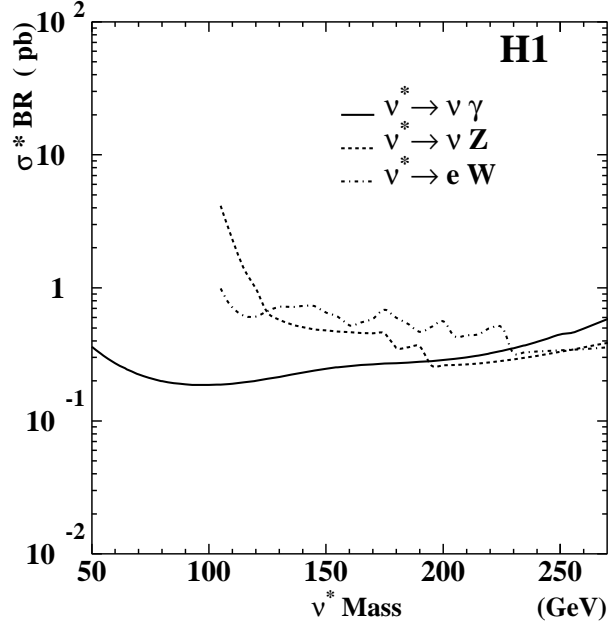
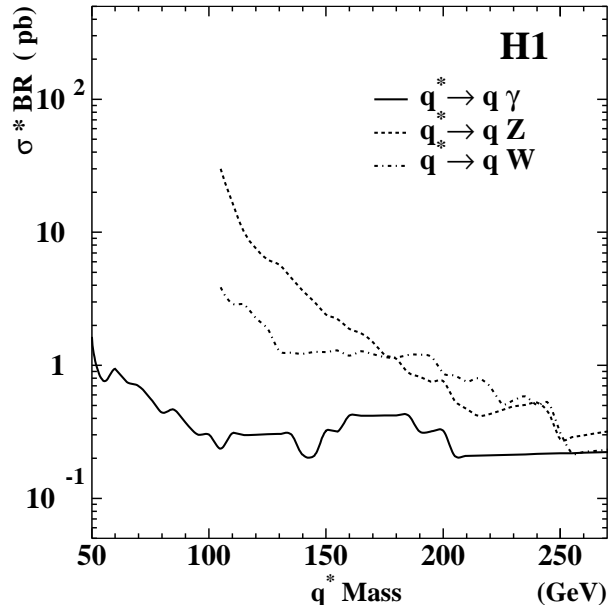


Figure 8: Upper limits at 95% Confidence Level on the product of the cross-section σ and the electroweak decay channel branching ratio BR for excited quark production in the electromagnetic (full line), the Z (dashed line) and W (dotted-dashed line) decay channels as function of the excited quark mass. The different decay channels of the W and Z gauge bosons are combined. Areas above the curves are excluded.



6.2 Upper Limits on Coupling Parameters

Assuming fixed numerical relations between f and f' , the cross-section depends only on f/Λ and M_{f^*} , and thus constraints on f/Λ can be derived. Conventional assumptions are $f = f'$ or $f = -f'$. From the coupling constant relations (see equation 2) it can be seen that the coupling

of the e^* to the $e\gamma$ mode is proportional to $(f + f')$, and that of the ν^* to the $\nu\gamma$ decay channel is proportional to $(f - f')$.

In fig. 9, limits on the ratio f/Λ are given for the e^* for the hypothesis $f = f'$. We do not consider the case $f = -f'$, because the coupling constant $c_{\gamma e^* e}$ would be equal to 0 and the production cross-section of the e^* is then very small. Upper limits for f/Λ ranging from $7 \times 10^{-4} \text{ GeV}^{-1}$ to 10^{-2} GeV^{-1} are obtained at 95 % CL for an e^* mass ranging from 50 GeV to 250 GeV.

In fig. 10, limits on the ratio f/Λ are given for ν^* , assuming $f = -f'$ and $f = f'$. These two assumptions correspond to very different ν^* branching ratios, as shown in table 5 for the example of two ν^* masses. In particular when $f = f'$ the $\nu^* \rightarrow e\gamma$ has a branching ratio equal to 0. Somewhat better limits are obtained when $f = -f'$. The values of the limits for f/Λ vary between 3×10^{-3} to 10^{-1} GeV^{-1} for an ν^* mass ranging from 50 to 200 GeV. These upper limits are conservative for masses above $\simeq 170 \text{ GeV}$ where the narrow-width approximation underestimates the total ν^* production cross-section.

Assuming $f/\Lambda = 1/M_{l^*}$, masses below 223 and 114 GeV are excluded at 95 % CL for the e^* ($f = f'$) and ν^* ($f = -f'$) production, respectively.

M_{ν^*} (GeV)	100	200
$f = f'$		
$\nu^* \rightarrow \nu\gamma$	0	0
$\nu^* \rightarrow \nu Z$	13	37
$\nu^* \rightarrow eW$	87	63
$f = -f'$		
$\nu^* \rightarrow \nu\gamma$	72	34
$\nu^* \rightarrow \nu Z$	1	10
$\nu^* \rightarrow eW$	27	56

Table 5: Branching ratios in % of the ν^* decay modes for different relations between f and f' .

Limits for the q^* assuming $f = f'$ and only electroweak couplings (i.e. $f_s = 0$) are shown in fig. 11. The exclusion limits for q^* masses between 50 to 250 GeV corresponds to values of f/Λ between 9×10^{-4} and $2 \times 10^{-2} \text{ GeV}^{-1}$. Assuming $f/\Lambda = 1/M_{q^*}$, masses below 188 GeV are excluded at 95 % CL. The $f_s = 0$ assumption allows to make a study which is complementary to the analysis done by the CDF experiment [43, 44] at the Tevatron. At a $p\bar{p}$ collider excited quarks are produced in a quark-gluon fusion mechanism which requires $f_s \neq 0$. Assuming $\Lambda = M_{q^*}$, CDF excludes excited quarks in the mass range 80-300 GeV for $f = f' = f_s$ values greater than 0.2 and up to 760 GeV if $f = f' = f_s = 1$.

The complementarity of the H1 results to those of CDF is illustrated on fig. 12, where a comparison of the exclusion domains of $f = f'$ values, obtained by CDF and H1, is shown for different hypotheses on the f_s value. As soon as f_s is smaller than ~ 0.1 and for $M_{q^*} \leq 130 \text{ GeV}$, our analysis probes a domain not excluded by Tevatron experiments.

LEP experiments have also reported searches for excited leptons at e^+e^- center of mass energies up to $\sqrt{s} = 189 \text{ GeV}$ [45, 46, 47]. The results for excited leptons produced in pairs,

Figure 9: Exclusion limits on coupling constants at 95% Confidence Level as a function of the mass of the excited electron. The assumption $f = f'$ is made for the different decay channels (full, dashed and dotted-dashed lines) and for all decay channels combined (dotted line). Values of the couplings above the curves are excluded. The light grey area corresponds to the exclusion domain obtained by H1 in this analysis. The dark grey area is excluded by the L3 experiment [45].

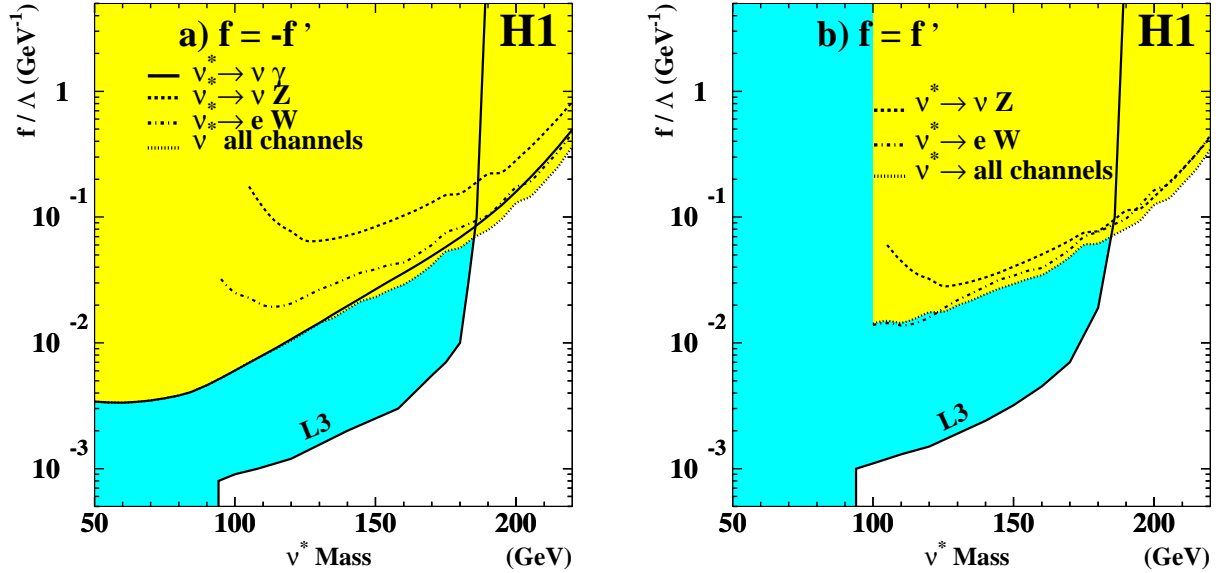
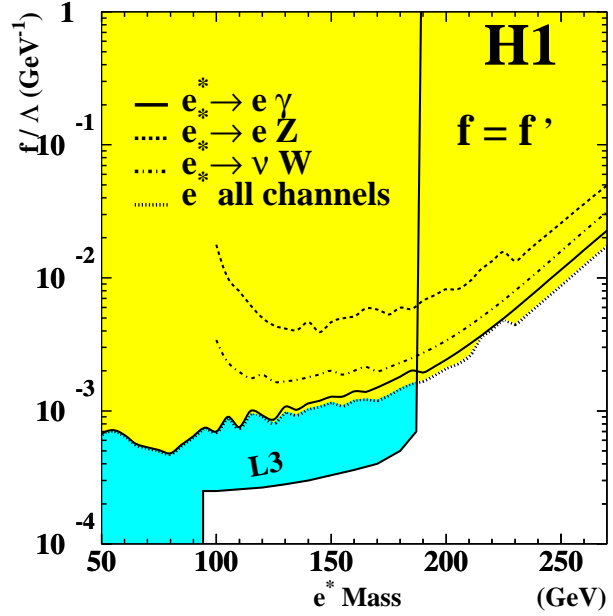


Figure 10: Exclusion limits on coupling constants at 95% Confidence Level as a function of the mass of the excited neutrino. The assumptions $f = -f'$ and $f = f'$ are made for figures (a) and (b) respectively. The results for the different decay channels are shown separately (full, dashed and dotted-dashed lines) and for all decay channels combined (dotted line). Values of the couplings above the curves are excluded. The light grey area corresponds to the exclusion domain obtained by H1 in this analysis. The dark grey area is excluded by the L3 [45] experiment.

when the limits are independent of f and f' , as well as results for single e^* and ν^* production assuming $f = f'$ or $f = -f'$ are included in fig. 9 and 10. In [47] results independent from a hypothesis on the relation between f and f' are also given. Fig. 11 shows the result of a q^*

Figure 11: Exclusion limits on coupling constants at 95% Confidence Level as a function of the mass of the excited quark, assuming $f = f'$ and $f_s = 0$. The results for the different electroweak decay channels are shown separately (full, dashed line and dotted-dashed lines) and for all decay channels combined (dotted line). Values of the couplings above the curves are excluded. The light grey area corresponds to the exclusion domain obtained by the H1 experiment in this analysis. The dark grey area is excluded by the DELPHI experiment [46] assuming that the branching ratio of the $q^* \rightarrow q\gamma$ is equal to 1.

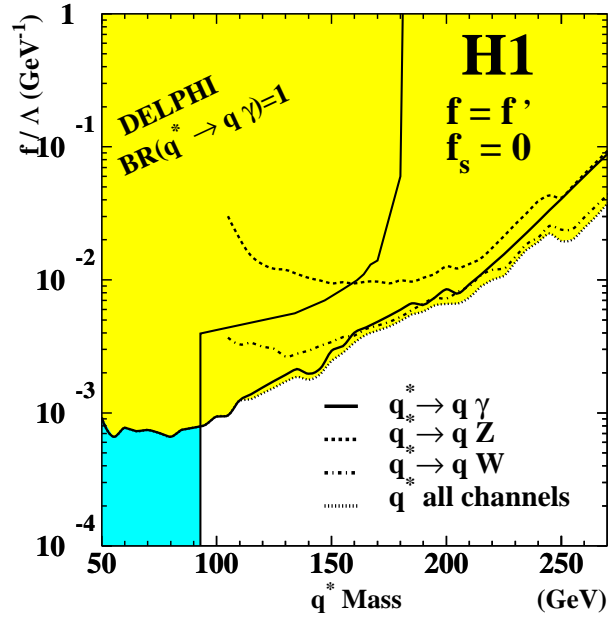
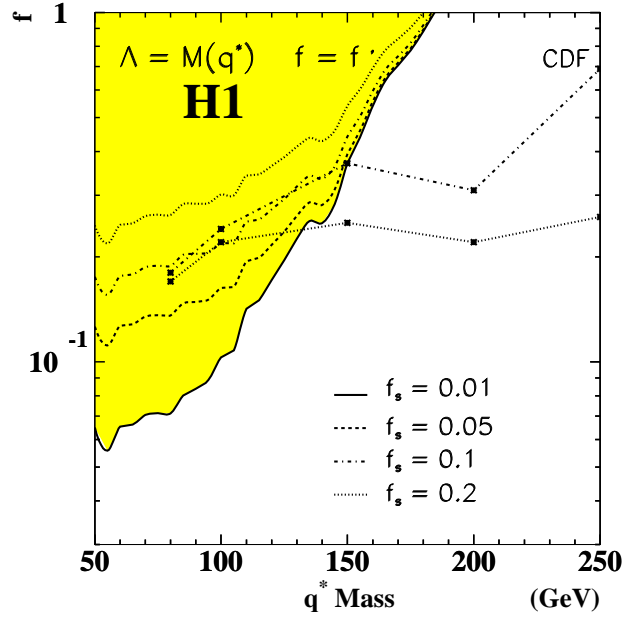


Figure 12: Exclusion limits on f values at 95% Confidence Level as a function of the mass of the excited quark, assuming $\Lambda = M(q^*)$, $f = f'$ and for different f_s values. Exclusion limits from CDF (the 2 right curves) for 2 f_s values have been derived from table 1 of reference [44]. Values of the couplings above the curves are excluded.



search [46] at LEP, assuming a branching ratio of 1 for $q^* \rightarrow q\gamma$.

7 Summary

Using e^+p data taken from 1994 to 1997 corresponding to an integrated luminosity of 37 pb^{-1} , a search for production of excited fermions has been carried out. No evidence has been found for excited electrons, excited neutrinos or excited quarks for decays into any of the gauge bosons γ , Z , W and Standard Model fermions.

New limits for the production of excited fermions have been obtained, which improve previous H1 results by a factor 10 and previous published ZEUS results [4] based on 4 times smaller integrated luminosity. For masses above 180 GeV, i.e. in a domain extending beyond the kinematic reach of LEP, compositeness scales of f/Λ in the range of 1.5×10^{-3} to $2 \times 10^{-2} \text{ GeV}^{-1}$ are excluded from the search for excited electrons, and 5.6×10^{-2} to 0.32 GeV^{-1} for excited neutrinos. Assuming $f/\Lambda = 1/M_{f^*}$, excited fermions with masses below 223, 114, and 188 GeV, for e^* , ν^* and q^* productions, respectively, are excluded. The results obtained on q^* production via electroweak couplings are complementary to the results obtained at the Tevatron $p\bar{p}$ collider where q^* production via strong coupling is investigated.

Acknowledgements

We are grateful to the HERA machine group whose outstanding efforts made this experiment possible. We appreciate the immense effort of the engineers and technicians who constructed and maintain the detector. We thank the funding agencies for their financial support of the experiment. We wish to thank the DESY directorate for the hospitality extended to the non-DESY members of the Collaboration.

References

- [1] S. Weinberg, *Phys. Rev.* **D 13** (1976) 974; *ibid* *Phys. Rev.* **D 19** (1979) 1277;
L. Susskind, *Phys. Rev.* **D 20** (1979) 2619;
E. Farhi and L. Susskind, *Phys. Rev.* **D 20** (1979) 3404;
H. Harrari, *Phys. Lett.* **B 86** (1979) 83;
H. Harrari and N. Seiberg, *Phys. Lett.* **B 98** (1981) 269;
H. Fritzsche and G. Mandelbaum, *Phys. Lett.* **B 102** (1981) 319; *ibid*, *Phys. Lett.* **B 109**
(1982) 224.
- [2] H1 Collaboration, I. Abt et al., *Nucl. Phys.* **B 396** (1993) 3;
H1 Collaboration, T. Ahmed et al., *Phys. Lett.* **B 340** (1994) 205.
- [3] H1 Collaboration, S. Aid et al., *Nucl. Phys.* **B 483** (1997) 44.
- [4] ZEUS Collaboration, J. Breitweg et al., *Z. Phys.* **C 76** (1997) 631.
- [5] J. Kühn and P. Zerwas, *Phys. Lett.* **B 147** (1984) 189.
- [6] G. Jikia, *Nucl. Phys.* **B 333** (1990) 317.
- [7] K. Hagiwara, S. Komamiya and D. Zeppenfeld, *Z. Phys.* **C 29** (1985) 115.
- [8] U. Baur, M. Spira and P. Zerwas, *Phys. Rev.* **D 42** (1990) 815.
- [9] F. Boudjema, A. Djouadi, J.L. Kneur, *Z. Phys.* **C 57** (1993) 425.
- [10] S.J. Brodsky and S.D. Drell, *Phys. Rev.* **D 22** (1980) 2236.
- [11] F.M Renard, *Phys. Lett.* **B 116** (1982) 264.
- [12] H1 Collaboration, I. Abt et al., *Nucl. Instr. and Meth.* **A 386** (1997) 310, *ibid*, 348.
- [13] H1 Calorimeter Group, B. Andrieu et al., *Nucl. Instr. and Meth.* **A 336** (1993) 460.
- [14] H1 Calorimeter Group, B. Andrieu et al., *Nucl. Instr. and Meth.* **A 344** (1994) 492.
- [15] H1 Calorimeter Group, B. Andrieu et al., *Nucl. Instr. and Meth.* **A 350** (1994) 57; *ibid*,
Nucl. Instr. and Meth. **A 336** (1993) 499.
- [16] H1 SPACAL Group, R.D. Appuhn et al., *Nucl. Instr. and Meth.* **A 386** (1997) 397.
- [17] H1 BEMC Group, J. Ban et al., *Nucl. Instr. and Meth.* **A 372** (1996) 399.
- [18] W. Braunschweig et al., *Nucl. Instr. and Meth.* **A 270** (1988) 334.
- [19] DJANGO 6.2: G.A. Schuler and H. Spiesberger, Proc. of the Workshop “Physics at
HERA” (Eds. W. Buchmüller and G. Ingelman), DESY Hamburg 1991, Vol 3, p 1419.
- [20] HERACLES 4.4: A. Kwiatkowski, H. Spiesberger and H.-J. Möring, *Comp. Phys. Com-*
mun. **69** (1992) 155.

- [21] ARIADNE 4.0: L. Lönnblad, *Comp. Phys. Commun.* **71** (1992) 15.
- [22] B. Andersson, G. Gustafson, L. Lönnblad, *Z. Phys.* **C 43** (1989) 625.
- [23] H. Jung, *Comp. Phys. Commun.* **86** (1995) 147, Version 2.06, <http://www-h1.desy.de/~jung/rapgap.html>.
- [24] A.D. Martin, R.G. Roberts, W.J. Stirling and R.S. Thorne, *Eur. Phys. J.* **C 4** (1998) 463.
- [25] H1 Collaboration, S. Aid et al., *Nucl. Phys.* **B 470** (1996) 3.
- [26] ZEUS Collaboration, M. Derrick et al., *Z. Phys.* **C 72** (1996) 399.
- [27] JETSET 7.3 and 7.4: T. Sjöstrand, Lund Univ. preprint LU-TP-95-20 (August 1995) 321pp; *ibid*, CERN preprint TH-7112-93 (February 1994) 305pp.
- [28] EPCOMPT: F. Raupach, Proc. of the Workshop “Physics at HERA” (Eds. W. Buchmüller and G. Ingelman), DESY Hamburg 1991, Vol 3, p 1473.
- [29] A new Generator for Wide Angle Bremsstrahlung: Ch. Berger and P. Kandel, Proc. of the Monte Carlo Generators for HERA Physics Workshop, DESY-PROC-1999-02, p 596.
- [30] PYTHIA 5.7: T. Sjöstrand, CERN-TH-6488 (1992), *Comp. Phys. Commun.* **82** (1994) 74.
- [31] LPAIR: S. P Baranov et al., Proc. of the Workshop “Physics at HERA”, (Eds. W. Buchmüller and G. Ingelman), DESY Hamburg 1991, Vol 3, p 1478.
- [32] GRAPE-Dilepton, A generator for Dilepton Production in ep collisions, T. Abe et al, Proc. of the Workshop “Monte Carlo Generators for HERA Physics” (Eds. A.T. Doyle, G. Grindhammer, G. Ingelman and H. Jung), DESY-PROC-1999-02, p 566; Lepton Pair Monte Carlo Generators for HERA Physics, D. Hoffmann, L. Favart, *ibid* p 575.
- [33] EPVEC: U. Baur, J.A.M Vermaseren, D. Zeppenfeld, *Nucl. Phys.* **B 375** (1992) 3.
- [34] T. Köhler, Proc. of the Workshop “Physics at HERA” (Eds. W. Buchmüller and G. Ingelman), DESY Hamburg 1991, Vol 3, p 1526.
- [35] I. Négri, ”Recherche de fermions excités dans l’expérience H1 auprès du collisionneur positron-proton HERA”, Thèse de Doctorat, Université de la Méditerranée, April 1998.
- [36] H1 Collaboration, C. Adloff et al., *Eur. Phys. J.* **C 5** (1998) 575.
- [37] H1 Collaboration, C. Adloff et al., *Eur. Phys. J.* **C 13** (2000) 415.
- [38] Proc. of the Workshop “Monte-Carlo Generators for HERA Physics” (Eds. A.T. Doyle, G. Grindhammer, G. Ingelman and H. Jung), QCD Cascade Working Group, DESY-PROC-99-02.
- [39] R.M. Barnett et al., *Phys. Rev.* **D 54** (1996) 1; O. Helene, *Nucl. Instr. and Meth.* **A 212** (1983) 319.
- [40] H1 Collaboration, C. Adloff et al., *Z. Phys.* **C 74** (1997) 191.

- [41] T. Carli, “Renormalisation scale dependencies in di-jet production at HERA”, Proc. of the Workshop “Monte-Carlo Generators for HERA Physics” (Eds. A.T. Doyle, G. Grindhammer, G. Ingelman and H. Jung), DESY-PROC-99-02, p 184; P. Bate, “High Transverse Momentum 2-jet and 3-jet Cross section Measurements in Photoproduction”, Ph.D. thesis, The University of Manchester, December 1999; H1 Collaboration, “First Measurement of Three jet Cross Sections in DIS at HERA”, Contrib. paper #157 to the International Europhysics Conference on High Energy Physics, Tampere, Finland (15-21 July 1999) 12pp.
- [42] T. Helbig and H. Spiesberger, *Nucl. Phys.* **B 373** (1992) 73.
- [43] CDF Collaboration, F. Abe et al., *Phys. Rev.* **D 55** (1997) 5263.
- [44] CDF Collaboration, F. Abe et al., *Phys. Rev. Lett.* **72** (1994) 3004.
- [45] L3 Collaboration, M. Acciarri et al., *Phys. Lett.* **B 473** (2000) 177.
- [46] DELPHI Collaboration, P. Abreu et al., *Eur. Phys. J.* **C 8** (1999) 41.
- [47] OPAL Collaboration, G. Abbiendi et al., *Eur. Phys. J.* **C 14** (2000) 73.