

# $R$ -values in Low Energy $e^+e^-$ Annihilation

Zhengguo Zhao

Institute of High Energy Physics of Chinese Academy of Sciences  
Beijing 100039, P.R.C.

October 25, 2018

## Abstract

This presentation briefly summarizes the recent measurements of  $R$ -values in low energy  $e^+e^-$  annihilation. The new experiments aimed at reducing the uncertainties in  $R$ -values and performed with the upgraded Beijing Spectrometer (BESII) at Beijing Electron Positron Collider (BEPC) in Beijing and with CMD-2 and SND at VEPP-2M in Novosibirsk are reviewed and discussed.

## 1 Introduction

According to the quark-parton model, hadrons produced via  $e^+e^-$  collisions are characterized by the annihilation of  $e^+e^-$  pairs into a virtual  $\gamma$  or  $Z^0$  boson. In the lowest order, one defines the ratio of the rate of hadron production to that for muon pairs as

$$R \equiv \frac{\sigma(e^+e^- \rightarrow \text{hadrons})}{\sigma(e^+e^- \rightarrow \mu^+\mu^-)} = 3 \sum_f Q_f^2, \quad (1)$$

where  $Q_f$  is the fractional charge of the quark, and the factor of 3 in front counts the three colors for each flavor.  $\sigma(e^+e^- \rightarrow \mu^+\mu^-) = 4\pi\alpha^2/3s$  is the cross section of the pure QED process. The value of  $R$ , which counts directly the number of quarks, their flavor and colors, is expected to be constant so long as the center-of-mass (cm) energy of the annihilated  $e^+e^-$  does not overlap with resonances or thresholds for the production of new quark flavors. One has

$$\begin{aligned} R &= 3[(2/3)^2 + (1/3)^2 + (2/3)^2] = 2 \quad \text{for } u, d, s \\ &= 2 + 3(2/3)^2 = 10/3 \quad \text{for } u, d, s, c, \\ &= 10/3 + 3(1/3)^2 = 11/3 \quad \text{for } u, d, s, c, b. \end{aligned}$$

These values of  $R$  are only based on the leading order process  $e^+e^- \rightarrow q\bar{q}$ . However, one should also include the contributions from diagrams where the quark and anti-quark radiate gluons. The higher order QCD corrections to  $R$  have been

calculated in complete 3rd order perturbation theory [1], and the results can be expressed as

$$R = 3 \sum_f Q_f^2 [1 + (\frac{\alpha_s(s)}{\pi}) + 1.411(\frac{\alpha_s(s)}{\pi})^2 - 12.8(\frac{\alpha_s(s)}{\pi})^3 + \dots], \quad (2)$$

where  $\alpha_s(s)$  is the strong coupling constant. Precise measurement of  $R$  at higher energy can be employed to determine  $\alpha_s(s)$  according to eq.2, which exhibits a QCD correction known to  $O(\alpha_s^3)$ . In addition, non-perturbative corrections could be important at low cm energy, particularly in the resonance region.

$R$  has been measured by many laboratories in the energy region from hadron production threshold to the  $Z^0$  pole and recently to the energy of W pair production [2]. The experimental  $R$ -values are in general consistent with theoretical predictions, which is an impressive confirmation of the hypothesis of the three color degrees of freedom for quarks. The measurements of  $R$  in the low energy region were performed 15 to 20 years ago in Novosibirsk, Orsay, Frascati, SLAC and Hamburg [3, 4, 5, 6, 7, 8, 9]. Fig. 1 [16] shows the  $R$ -values for cm energies up to 10 GeV, including resonances. For cm energies below 5 GeV, the uncertainties in  $R$ -values are about 15% on average; and the structure in the charm threshold region is not well determined. The DASP group [13] inferred the existence of narrow resonances at 4.04 GeV and 4.16 GeV. In addition to the resonance at 3.77 GeV, Mark I data [14] shows broad enhancements at 4.04, 4.2 and 4.4 GeV. The resonance at 4.4 GeV was also observed by PLUTO [15], but the height and width of the resonance were reported differently. A new cross section measurement in the charm threshold region is needed to clarify the structure, which is important not only for the precision determination of  $\alpha(M_Z^2)$  and the interpretation of the  $(g-2)_\mu$  measurement of E821 at BNL but also for the understanding of charmonium itself.

Between the charm and bottom thresholds, i.e., about 5-10.4 GeV,  $R$  was measured by Mark I, DASP, PLUTO, Crystal Ball, LENA, CLEO, CUSB, and DESY-Heidelberg collaborations. Their systematic normalization uncertainties were about 5-10%. Above bottom threshold, the measurements were from PEP, PETRA and LEP with uncertainties of 2-7%.

Remarkable progress has been made in the precision test of the Standard Model (SM) during the last decade. The electroweak data from LEP is so copious and precise that one can make use of the radiative correction effect to test the SM. In particular, the indirect determination of  $m_H$  depends critically on the precision of  $\alpha(M_Z^2)$ . Recently, for example, there has been an increasing interest in electroweak phenomenology to reduce the uncertainty in  $\alpha(M_Z^2)$  which seriously limits further progress in the determination of the Higgs mass from radiative corrections to the SM [16, 17, 18, 19, 20, 21]. The uncertainty in  $\alpha(M_Z^2)$  arises from the contribution of light quarks to the photon vacuum polarization  $\Delta\alpha(s) = -\Pi'_\gamma(s)$  at the Z mass scale. They are independent of any particular initial or final states and can be absorbed in  $\alpha(s) \equiv \alpha/[1 - \Delta\alpha(s)]$ , where the fine-structure constant  $\alpha=1/137.0359895(61)$ .  $\Delta\alpha = \Delta\alpha_{lepton} + \Delta\alpha_{had}$ , of which the leptonic part is precisely calculated analytically according to perturbation theory because free lepton loops are affected by small electromagnetic corrections [12]. Whereas, the hadronic part  $\Delta\alpha_{had}$  cannot be entirely calculated from QCD because of ambiguities in defining the light quark

Table 1: R in low energy measured by different laboratories

Place	Ring	Detector	$E_{cm}$ (GeV)	Points	Year
Beijing	BEPC	BESII	2.0-5.0	85	1998-1999
Novosibirsk	VEPP-2M	CMD-2 SND	0.6-1.4	128	1997-1999
	VEPP-2	Olya,ND CMD	0.3-1.4		
SLAC	Spear	MarkI	2.8-7.8	78	1982
Frascati	Adone	$\gamma\gamma$ 2,MEA Boson,BCF	1.42-3.09	31	1978
Orsay	DCI	M3N,DM1,DM2	1.35-2.13	33	1978
Hamburg	Doris	DASP	3.1-5.2	64	1979
		PLUTO	3.6-4.8	27	1977

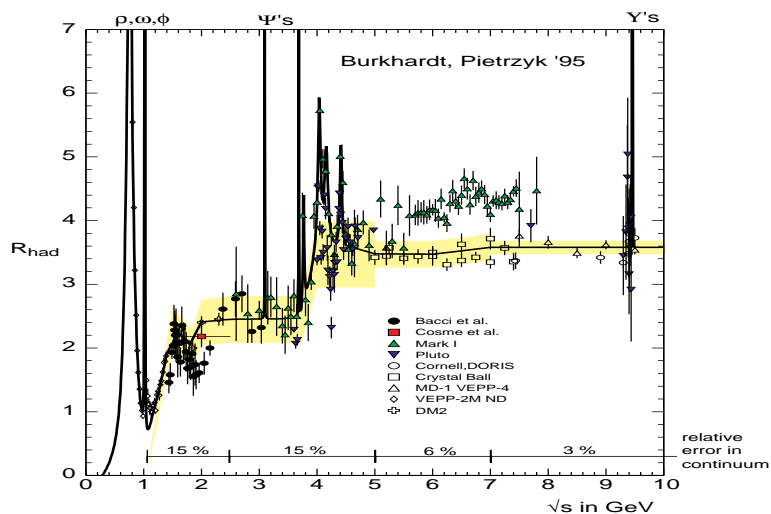


Figure 1: Experimental  $R$  values in the energy region below 10 GeV. The relative errors on  $R$  in the continuum is given in numbers at the bottom of the figure.

masses  $m_u$  and  $m_d$  as well as the inherent non-perturbative nature of the problem at small energy scale since the free quark loops are strongly modified by strong interactions at low energy. An ingenious way to handle this[10] is to relate  $\Delta\alpha_{had}$  from the quark loop diagram to  $R$ , making use of unitarity and analyticity,

$$\Delta\alpha_{had}^{(5)}(s) = -\frac{s}{4\pi^2\alpha} P\left(\int_{4m_\pi^2}^{E_{cm}^2} ds' \frac{R^{data}(s')}{s'(s'-s)} + \int_{E_{cm}^2}^{\infty} ds' \frac{R^{PQCD}(s')}{s'(s'-s)}\right), \quad (3)$$

where  $R(s) = \sigma(e^+e^- \rightarrow hadrons)/\sigma(e^+e^- \rightarrow \mu^+\mu^-)$  and  $P$  is the principal value of the integral.

Much independent work has recently been done to evaluate  $\alpha(s)$  at the energy of the Z pole. So far, the uncertainty of  $\Delta\alpha(s)$  is dominated by the  $R$ -values at low energy ( $E_{cm} < 5$  GeV) measured with an average uncertainty of  $\sim 15\%$ , as indicated in Fig. 1.

The anomalous magnetic moment of the muon  $a_\mu \equiv (g - 2)/2$  receives radiative contributions that can in principle be sensitive to new degrees of freedom and interactions. Theoretically,  $a_\mu$  is sensitive to large energy scales and very high order radiative corrections. It therefore provides an extremely clean test of electroweak theory and may give us hints on possible deviations from the SM. The experimental and the theoretical predictions on  $a_\mu$  are well reviewed by Dr. Robert Lee in his talk given at LP99.

One can decompose  $a_\mu$  as

$$a_\mu^{SM} = a_\mu^{QED} + a_\mu^{had} + a_\mu^{weak}, \quad (4)$$

where the largest term, the QED contribution  $a_\mu^{QED}$ , has been calculated to  $O(\alpha^5)$ , including the contribution from  $\tau$  vacuum polarization.  $a_\mu^{weak}$  includes the SM effects due to virtual W, Z and Higgs particle exchanges.  $a_\mu^{had}$  denotes the virtual hadronic (quark) contribution determined by QCD, part of which corresponds to the effects representing the contribution of the running of  $\alpha(s)$  from low energy to high energy scale. It cannot be calculated from first principles but can be related to the experimentally determined  $R(s)$  through the expression

$$a_\mu^{had} = \left(\frac{\alpha m_\mu}{3\pi}\right)^2 \int_{4m_\pi^2}^{\infty} ds \frac{R(s)K(s)}{s^2}, \quad (5)$$

where  $K(s)$  is a kernel varying from 0.63 at  $s = 4m_\pi^2$  to 1.0 at  $s = \infty$ .

The hadronic vacuum polarization is the most uncertain of all the SM contributions to  $a_\mu$ , the uncertainty is presently  $156 \times 10^{-11}$ . For several scenarios, it has been claimed that “the physics achievement of the effort to measure the cross section of  $e^+e^- \rightarrow$  hadrons that brings down the uncertainty of  $a_\mu$  to  $60 \times 10^{-11}$  is equivalent to that of LEP2 or even the LHC” [22].

From equations 3 and 5 one finds that  $a_\mu^{had}$  is more sensitive to lower energies than higher ones. Further measurement in the energy region of 0.5-1.5 GeV from VEPP-2M in Novosibirsk and DAΦNE in Frascati will contribute to the interpretation of the  $a_\mu$  measurement at Brookhaven [26] and the luminosity measurement at CERN [17]. However, their contribution to the precision determination of  $\alpha(M_Z^2)$  is limited. The improved  $R$  value from BESII at BEPC in the energy region of 2-5 GeV will make the major contribution to evaluate  $\alpha(M_Z^2)$ , and also partly contribute to the interpretation of  $a_\mu$ .

## 2 Recent measurements of $R$ in low energy $e^+e^-$

There are two different approaches to the measurement of  $R$ . One is to study the exclusive hadronic final states, i.e. to measure the production cross section of each individual channel  $\sigma^{exp}(e^+e^- \rightarrow \text{hadrons})_j$ . The value of  $R$  can then be obtained by summing over the measured hadron production cross section of all individual channels. This method demands that the detector has good particle identification and requires the understanding of each channel. It is usually used for cm energies below 2 GeV.

Another method treats the hadronic final states inclusively. It measures  $R$  by dealing with all the hadronic events simultaneously and is suitable in an energy region where a reliable event generator for hadron production is available. With an improved Lund Model [27], we may be able to extend this region down to 2 GeV.

The typical features of hadron production below 5 GeV are:

- many resonances in this energy region, such as  $\rho$ ,  $\omega$ ,  $\phi$ ,  $\rho'$ ,  $\omega'$ ,  $\phi'$ ,  $c\bar{c}$  and charmed mesons  $J/\psi$ ,  $\psi(2S)$ ,  $D^+D^-$ ,  $D_s^+D_s^-$  and  $\tau^+\tau^-$ , baryon-antibaryon pair production
- a small number of final states and low charged multiplicity, usually  $N_{ch} \leq 6$ .

The experimental challenge here is how to subtract the beam-associated background and select  $N_{had}$ .

In the following section, I will first discuss some new measurements done by CMD-2 and SND at VEPP-2M in Novosibirsk, which are based on an exclusive analysis of the hadron production in the energy region around 0.4-1.4 GeV. Then I will concentrate on discussing the  $R$  scan done by BESII at BEPC in Beijing in the energy region from 2-5 GeV, which measures  $R$  values by dealing with hadronic final states inclusively.

## 2.1 Recent results from VEPP-2M

VEPP-2M, the  $e^+e^-$  collider with maximum luminosity of  $\sim 5 \times 10^{30} \text{ cm}^{-2}\text{s}^{-1}$  at  $E_{beam}=510 \text{ MeV}$ , has been operating since 1974 in the energy region  $E_{cm} = 0.4 - 1.4 \text{ GeV}$  ( $\rho$ ,  $\omega$ ,  $\phi$ -meson region). SND [29] and CMD-2 [40] are the two detectors carrying out experiments at VEPP-2M. Since 1994, VEPP-2M performed a series of scans from 0.38 GeV to 1.38 GeV [28]. With this data both SND and CMD-2 have measured the cross sections for the channels  $\pi^+\pi^-$ ,  $\pi^+\pi^-\pi^0$ ,  $\pi^+\pi^-\pi^+\pi^-$ ,  $\pi^+\pi^-\pi^0\pi^0$ ,  $\pi^+\pi^-\pi^+\pi^-\pi^0$  as well as  $K_LK_S$  and  $K^+K^-$ .

- Study of  $e^+e^- \rightarrow \pi^+\pi^-\pi^+\pi^-$ ,  $\pi^+\pi^-\pi^0\pi^0$

The four pion final states produced via  $e^+e^-$  annihilation in the  $E_{cm} = 1 \sim 2 \text{ GeV}$  energy region dominate and determine the main part of the hadronic contribution to  $a_\mu$  and the QCD sum rules. Besides, these processes are important sources of information for the understanding of hadron spectroscopy, in particular for the study of the  $\rho$ -meson radial excitation [31]. These processes were studied at the VEPP-2M, DCI and ADONE colliders [32, 33, 34, 35, 36]. The statistical errors of these measurements were  $\sim 5\%$ , and the systematic errors were  $\sim 15\%$ . There was about a 20% discrepancy among the different experiments.

For the process of  $e^+e^- \rightarrow \pi^+\pi^-\pi^+\pi^-$ , the systematic error from the recent SND results is  $\sim 7\%$ , mainly coming from the event selection and the luminosity determination. The measured total cross sections from CMD-2 for  $e^+e^- \rightarrow 2\pi^+2\pi^-$  are also illustrated in Fig. 2. Only the statistical errors are shown. The systematic uncertainties are  $\sim 7\%$ , attributed to the luminosity measurement, the event reconstruction and selection and the radiative correction as well.

For SND, backgrounds to the  $e^+e^- \rightarrow \pi^+\pi^-\pi^0\pi^0$  channel are mainly from  $e^+e^- \rightarrow K^+K^-$ , QED processes  $e^+e^- \rightarrow e^+e^-e^+e^-$ ,  $e^+e^-\gamma\gamma$ , as well as cosmic rays and beam associated background. The systematic error is  $\sim 7\%$ , of which

$\sim 5\%$  arise out of the variation of the detection efficiency shown from the simulation of the intermediate states like  $\omega\pi^0$ ,  $\rho^0\pi^0\pi^0$  and Lorentz-invariant phase space simulation(LIPS).

The total cross section for  $e^+e^- \rightarrow \pi^+\pi^-2\pi^0$  process measured by CMD-2 also is plotted in Fig. 3. The error bars indicates only the statistical error. The systematic uncertainties mainly come from event reconstruction, radiative corrections and the luminosity determination. The overall systematic uncertainty is estimated to be 7%. The cross section measured by this experiment is consistent with what was measured by OLYA [42] and a recent result from SND [43]. However, the cross section from all three measurements is apparently lower than that given by ND [44, 45]. For comparison, the results from Orsay and Frascati above 1.4 GeV are also shown in the figure.

CMD-2 finds that the dominant contribution to the cross section of the process  $e^+e^- \rightarrow \pi^+\pi^-2\pi^0$  comes from  $\omega\pi^0$  and  $\rho^\pm\pi^\mp\pi^0$  intermediate states, whereas the  $\rho^\pm\pi^0\pi^0$  state is not observed. The  $\rho^\pm\pi^\mp\pi^0$  states are saturated completely by the  $a_1(1260)\pi$  intermediate state. This is also the dominant contribution to the cross section for the process  $e^+e^- \rightarrow 2\pi^+2\pi^-$ . The theoretical predictions for the differential distributions and the total cross sections can be dramatically changed if one takes into account the interference of different amplitudes with various intermediate states but identical final states.

The cross section of  $e^+e^- \rightarrow 4\pi$  can be related to the the four  $\pi$  decays of the  $\tau$ -lepton through the hypothesis of CVC [19]. This has been experimentally tested to be valid within an accuracy of 3-5% [41]. The observed  $a_1(1260)\pi$  dominance, if it is true, should be taken into account in  $\tau$  decays.

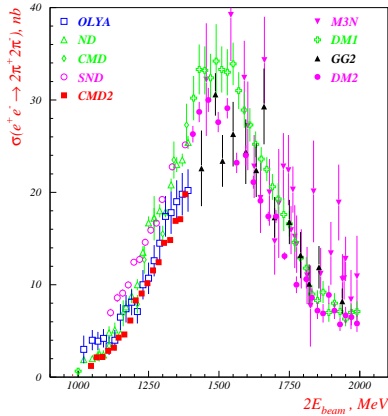


Figure 2: Energy dependence of the cross section of  $e^+e^- \rightarrow 2\pi^+2\pi^-$ .

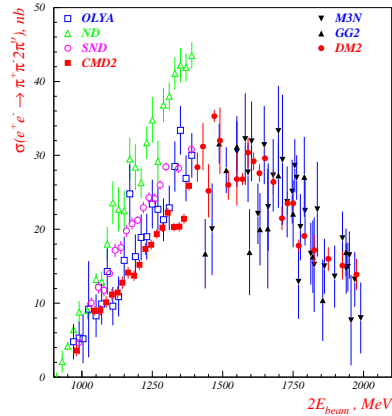


Figure 3: Energy dependence of the cross section of  $e^+e^- \rightarrow \pi^+\pi^-2\pi^0$ .

- The investigation of  $e^+e^- \rightarrow \pi^+\pi^-\pi^0$

This process was measured by ND at VEPP-2M in the energy region up to 1.1 GeV [37]. The measured cross section is significantly higher than that predicted by the Vector Dominance Model (VDM). However, it is well known that the VDM is able to well describe the cross section near the  $\omega$  and  $\phi$  resonances for the processes  $e^+e^- \rightarrow \omega$ ,  $\phi \rightarrow \rho\pi \rightarrow \pi^+\pi^-\pi^0$ . It is therefore necessary to perform new precise

measurements in the non-resonance region to investigate the limitation of the VDM and determine possible contributions from heavier intermediate states like  $\omega(1120)$  or  $\omega(1600)$ .

SND also measured this channel. The systematic errors from the detection efficiency, luminosity measurement and the background subtraction are 10%, 5% and 5% respectively, giving a total systematic error of  $\sim 12\%$ . The results from the new measurement agrees with the old ND data.

Invariant masses of  $\pi$ -meson pairs in the final  $3\pi$  state were measured to investigate the intermediate state in the  $e^+e^- \rightarrow \pi^+\pi^-\pi^0$  process. The intermediate states might be  $\rho\pi$  and the much less probable  $\omega\pi$  with decay  $\omega \rightarrow 2\pi$ . Comparing the mass spectrum of  $\pi^+\pi^-$  with that of  $\pi^0\pi^\pm$ , one can observe the interference between the two intermediate states. The clear peak shown in  $\pi^+\pi^-$  mass spectrum of the experimental data proves the  $\rho - \omega$  interference in  $3\pi$  final state, and the phase measured to be zero agrees with the VDM prediction. Fig. 4 plots the cross section for the production of  $\pi^+\pi^-\pi^0$ .

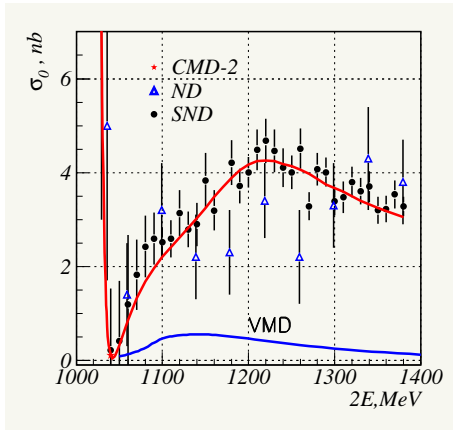


Figure 4: Energy dependence of the cross section of  $e^+e^- \rightarrow \pi^+\pi^-\pi^0$ . Solid line shows the VDM prediction.

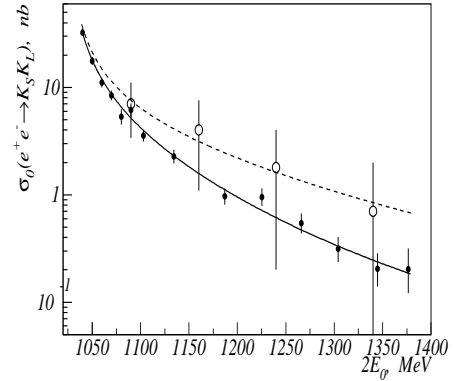


Figure 5: Energy dependence of the cross section of  $e^+e^- \rightarrow K_S K_L$ . Solid dots are from SND.

- Cross section measurement for  $e^+e^- \rightarrow K_S K_L$

The cross section of  $e^+e^- \rightarrow K_S K_L$  reaction was measured in 1982 by OLYA in Novosibirsk[38] and DM1 in Orsay[39] in the energy region  $E_{cm} = 1.06 - 1.40$  GeV and  $E_{cm} = 1.40 - 2.20$  GeV respectively. It is desirable to re-measure this channel since the accuracy reached by both experiments is poor. So far,  $1.8 \text{ pb}^{-1}$  data has been analyzed by SND, utilizing  $K_S \rightarrow \pi^0\pi^0$  from  $e^+e^- \rightarrow K_S K_L$ .  $e^+e^- \rightarrow \omega\pi^0 \rightarrow \pi^0\pi^0\gamma$  is the main background source. In addition, cosmic rays and beam associated background also contribute. The cross section measured by SND is illustrated in Fig. 5 with solid dots.

- $e^+e^- \rightarrow \omega\pi^+\pi^-$  ( $\omega \rightarrow \pi^+\pi^-\pi^0$ ),  $\eta\pi^+\pi^-$  ( $\eta \rightarrow \pi^+\pi^-\pi^0$ , or  $\gamma\gamma$ )

Figs. 6 and 7 plot the cross section measured by CMD-2 for  $\omega\pi^+\pi^-$  and  $\eta\pi^+\pi^-$ , together with the measurement by DM2. The new measurement significantly reduced the uncertainties though the systematic errors are still as high as 15%.

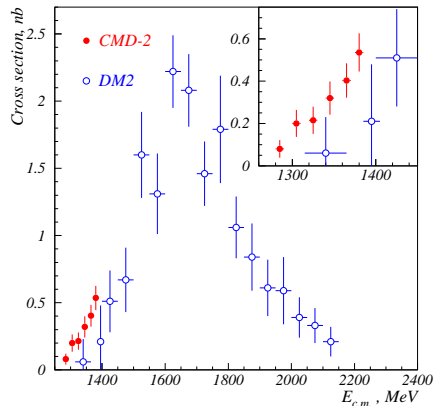


Figure 6: Cross sections for the reactions  $e^+e^- \rightarrow \omega\pi^+\pi^-$  ( $\omega \rightarrow \pi^+\pi^-\pi^0$ ).

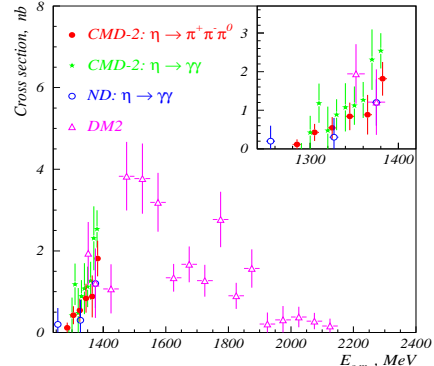


Figure 7: Cross section for  $e^+e^- \rightarrow \eta\pi^+\pi^-$  ( $\eta \rightarrow \pi^+\pi^-\pi^0$ , or  $\gamma\gamma$ ).

- $e^+e^- \rightarrow \pi^+\pi^-$

The cross section of the process  $e^+e^- \rightarrow \pi^+\pi^-$  is given by

$$\sigma = \frac{\pi\alpha^2}{3s} \beta_\pi^3 |F_\pi(s)|^2, \quad (6)$$

where  $F_\pi(s)$  and  $\beta_\pi$  are the pion form factor at the cm energy  $\sqrt{s}$  and the velocity of the pion respectively. A precision measurement of the pion form factor is necessary to determine the  $R$ -values via an exclusive method. The relative uncertainty contribution to  $a_\mu$  is dominated by the  $e^+e^- \rightarrow \pi^+\pi^-$  channel with  $\sqrt{s} < 2$  GeV [19, 41]. The famous E821 experiment at BNL[46] has measured  $a_\mu$  to a precision of  $\sim 5$  ppm and will further improve the accuracy to about 1 ppm. In order to compare a measurement with such a high accuracy with theory, the uncertainty in  $R$  should be below 0.5% in this energy region. Therefore a new measurement of the pion form factor with smaller uncertainty is important for the interpretation of the E821 measurement.

The pion form factor was measured by the OLYA and CMD groups at VEPP-2M about twenty years ago [47]. Twenty-four points from 360 to 820 MeV were studied by CMD with a systematic uncertainty of about 2%. The OLYA measurement scanned from 640 to 1400 MeV with small steps, giving a systematic uncertainty from 4% at the  $\rho$ -meson peak to 15% at 1400 MeV.

The pion form factor is one of the major experiments planned at CMD-2. A total of 128 energy points were scanned in the whole VEPP-2M energy region (0.36-1.38 GeV) in six runs performed from 1994 to 1998 [28]. The discussion here is based on data taken from the first 3 runs with 43 energy points ranging from 0.61-0.96 GeV. The small energy scan step, 0.01 GeV, in this energy region allows the calculation of the hadronic contribution in a model-independent way. In order to investigate the  $\omega$ -meson parameters and the  $\rho$ - $\omega$  interference, the energy steps were 2-6 MeV in the energy region near the  $\omega$ -meson. The beam energy was measured with the resonance depolarization technique for almost all the energy points, which significantly reduced the systematic error arising from the energy uncertainty. The



charged trigger makes use of the information from the drift chamber and the Z-chamber and requires at least one track. There was an additional trigger criteria for the energy points between 0.81 and 0.96 GeV, which asks for the total energy deposited in the calorimeter to be greater than 20-30 MeV. The neutral trigger, served for monitoring the trigger efficiency, is based on the information only from the calorimeter.

The background is mainly from cosmic muons. Bhabha and dimuon production are also background sources. The shape of the energy deposition was carefully studied for the event separation and selection. An event vertex cut was applied to reject cosmic muons effectively.

To account for the fact that the radiative correction for  $e^+e^- \rightarrow \pi^+\pi^-$  depends on the energy behavior of the cross section of  $e^+e^- \rightarrow \pi^+\pi^-$  itself, the radiative correction factor was calculated iteratively. The existing  $|F_\pi(s)|^2$  data were used as the first iteration for the calculation. The values of  $|F_\pi(s)|^2$  were found to be stable after three iterations.

The corrections for the pion losses due to decays in flight and nuclear interaction, as well as the background from  $\omega \rightarrow 3\pi$  were done using Monte Carlo simulations.

The total systematic uncertainty was estimated to be currently 1.5% and 1.7% for the energy region 0.78-0.784 GeV and 0.782-0.94 GeV respectively, and 1.4% for all the other points.

Other than the leading contribution from  $\rho(770)$  and  $\omega(782)$ , the resonances  $\rho(1450)$  and  $\rho(1700)$  should be taken into account to describe the data for the determination of the pion form factor. In addition, the model based on the Hidden Local Symmetry (HLS), which predicts a point-like coupling  $\gamma\pi^+\pi^-$ , can well describe the experimental data below 1 GeV. Both the Gounaris-Sakurai (GS) parameterization and the HLS parameterization approaches [47, 48] were used to fit the form factor. Only the higher resonance  $\rho(1450)$  was taken into account in fitting the pion form factor in the relatively narrow energy region 0.61-0.96 GeV. Fig. 8 shows the fit of the pion form factor with CMD-2 94, 95 data according to GS and HLS models. Both theoretical curves are indistinguishable.

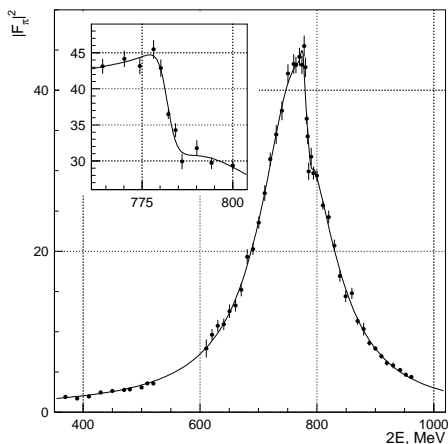


Figure 8: pion form factor measured by CMD-2

The pion form factor fit of CMD-2 94, 95 data is summarized by Table 2. PDG data is also shown for comparison.

Table 2: The results of fit of the CMD-2(94,95) pion form factor data by GS and HLS models

	GS model	HLS model
$M_\rho(MeV)$	$775.28 \pm 0.61 \pm 0.20$	$774.57 \pm 0.60 \pm 0.20$
$\Gamma_\rho(MeV)$	$147.70 \pm 1.29 \pm 0.40$	$147.65 \pm 1.38 \pm 0.20$
$Br(\omega \rightarrow \pi^+\pi^-),\%$	$1.31 \pm 0.23 \pm 0.02$	$1.32 \pm 0.23 \pm 0.02$
$\beta(\text{GS})$	$-0.0849 \pm 0.0053 \pm 0.0050$	-
$\alpha(\text{HLS})$	-	$2.381 \pm 0.016 \pm 0.016$
$\chi^2/n$	0.77	0.78

With the remaining data collected, CMD-2 hopes to reduce the systematic error presented here by a factor of two. To achieve this goal, a new approach for the calculation of the radiative correction must be developed.

## 2.2 $R$ scan with BESII at BEPC in Beijing

With the upgraded machine and detector [49, 50, 51], the BES collaboration performed two scans to measure  $R$  in the energy region of 2-5 GeV in 1998 and 1999. The first run scanned 6 energy points covering the energy from 2.6 to 5 GeV in the continuum. Separated beam running at each energy point was carried out in order to subtract the beam associated background from the data [51].

The second run scanned about 85 energy points in the energy region of 2-4.8 GeV[52]. To subtract beam associated background, separated beam running was done at 26 energy points and single beam running for both  $e^-$  and  $e^+$  was done at 7 energy points distributed over the whole scanned energy region. Special runs were taken at the  $J/\psi$  to determine the trigger efficiency. The  $J/\psi$  and  $\psi(2S)$  resonances were scanned at the beginning and at the end of the  $R$  scan for the energy calibration.

The  $R$  values from the BESII scan data are measured by observing the final hadronic events inclusively, i.e. the value of  $R$  is determined from the number of observed hadronic events ( $N_{had}^{obs}$ ) by the relation

$$R = \frac{N_{had}^{obs} - N_{bg} - \sum_l N_{ll} - N_{\gamma\gamma}}{\sigma_{\mu\mu}^0 \cdot L \cdot \epsilon_{had} \cdot \epsilon_{trg} \cdot (1 + \delta)}, \quad (7)$$

where  $N_{bg}$  is the number of beam associated background events;  $\sum_l N_{ll}$ , ( $l = e, \mu, \tau$ ) and  $N_{\gamma\gamma}$  are the numbers of misidentified lepton-pairs from one-photon and two-photon processes events;  $L$  is the integrated luminosity;  $\delta$  is the radiative correction;  $\epsilon_{had}$  is the detection efficiency for hadronic events and  $\epsilon_{trg}$  represents the trigger efficiency.

The trigger efficiencies are measured by comparing the responses to different trigger requirements in special runs taken at the  $J/\psi$  resonance. From the trigger measurements, the efficiencies for Bhabha, dimuon and hadronic events are determined to be 99.96%, 99.33% and 99.76%, respectively. As a cross check, the trigger information from the 2.6 and 3.55 GeV data samples is used to provide an independent measurement of the trigger efficiencies. This measurement is consistent with the efficiencies determined from the  $J/\psi$  data. The errors in the trigger efficiencies for Bhabha and hadronic events are less than 0.5%.

The task of the hadronic event selection is to identify one photon multi-hadron production from all other possible contamination mechanisms. The event selection makes full use of all the information from each sub-detector of BESII, namely, the vertex position, the measured charged-particle momentum and the energy loss due to ionization, the related time of flight, the associated pulse height and pulse shape of the electromagnetic calorimeter, and the hits in  $\mu$  counter.

The backgrounds involved in the measurement are mainly from cosmic rays, lepton pair production ( $e^+e^-$ ,  $e^+e^-$ ,  $\mu^+\mu^-$ ,  $\tau^+\tau^-$ ), two-photon processes, and beam associated processes. The cosmic rays and part of the lepton pair production events are directly removed by the event selection. The remaining background from lepton pair production and two-photon processes is then subtracted out statistically according to a Monte Carlo simulation.

The beam associated background sources are complicated. They may mainly come from beam-gas, beam-wall interaction, synchrotron radiation, and lost beam particles. The salient features of the beam associated background are that their tracks are very much along the beam pipe direction, the energy deposited in BSC is small, and most of the tracks are protons.

Separated-beam runs were performed for the subtraction of beam associated background. Most of the beam associated background events are rejected by vertex and energy cuts. Applying the same hadronic events selection criteria to the separated-beam data, one can obtain the number of separated-beam events  $N_{sep}$  surviving these criteria. The number of beam associated events  $N_{bg}$  in the corresponding hadronic events sample is given by  $N_{bg} = f \cdot N_{sep}$ , where  $f$  is the ratio of the product of the pressure at the collision region times the integrated beam currents for colliding beam runs and that for the separated beam runs. To subtract beam associated background in this way, the variation of the pressure in the collision region and the beam current must be recorded for both colliding and separated-beam runs at each energy to be measured.

JETSET7.4 is used as the hadronic event generator to determine the detection efficiency for hadronic events. Parameters in the generator are tuned using a  $4 \times 10^4$  hadronic event sample collected near 3.55 GeV for the tau mass measurement done by the BES collaboration [55]. The parameters of the generator are adjusted to reproduce distributions of kinematic variables such as multiplicity, sphericity, transverse momentum, etc.

The parameters have also been obtained using the 2.6 GeV data ( $\approx 5 \times 10^3$  events). The difference between the two parameter sets and between the data and the Monte Carlo data based on these parameter sets is used to determine a systematic

error of 1.9-3.2% in the hadronic efficiency.

The Monte Carlo simulation packet JETSET was not designed to fully describe few body states produced by  $e^+e^-$  annihilation in the few GeV energy region, though the event shapes are consistent with that from the Monte Carlo simulation with tuned parameters at 3.5 GeV. A great effort has been made by the Lund group and BES collaboration to develop the formalism using the basic Lund Model area law directly for the Monte Carlo simulation, which is expected to describe the data better [27].

Radiative corrections determined using four different schemes [56, 57, 58, 59] agreed with each other to within 1% below charm threshold. Above charm threshold, where resonances are important, the agreement is within 1 ~ 3%. The major uncertainties common to all models are due to errors in previously measured  $R$ -values and in the choice of values for the resonance parameters. For the measurements reported here, we use the formalism of ref. [58] and include the differences with the other schemes in the systematic error of 2.2-4.1%.

The  $R$  values obtained at the six energy points scanned in 1998 are shown in Table 3 and graphically displayed in Fig. 9 with solid dots. The largest systematic error is due to the hadronic event selection and is determined to be 3.8-6.0% by varying the selection criteria. The systematic errors on the measurements below 4.0 GeV are similar and are a measure of the amount of error common to all points. The BES collaboration has also performed the analysis including only events with greater than two charged tracks; although the statistics are smaller, the results obtained agree well with the results shown here.

Table 3:  $R$ -values measured with BESII from 1998 run.

$E_{cm}(GeV)$	2.6	3.2	3.4	3.55	4.6	5.00
$R$	2.64	2.21	2.38	2.23	3.58	3.47
Stat. error	0.05	0.07	0.07	0.06	0.20	0.32
Sys. error	0.19	0.13	0.16	0.16	0.29	0.29

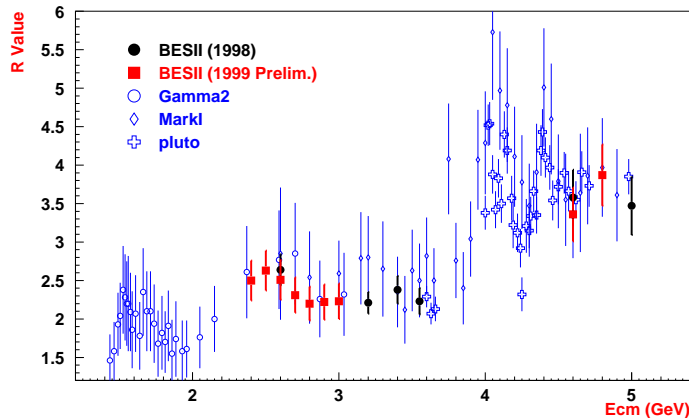


Figure 9: Plot of  $R$  values vs  $E_{cm}$

The  $R$  values for  $E_{cm}$  below 4 GeV are in good agreement with results from  $\gamma\gamma 2$  [7] and Pluto [9] but are below those from Mark I [8]. Above 4 GeV, our values are consistent with previous measurements.

Preliminary  $R$ -values at 2.4, 2.5, 2.6, 2.7, 2.8, 2.9, 3.0, 4.6 and 4.8 GeV are plotted with solid squares in Fig. 10. The preliminary errors, which add the statistical and systematical errors in quadrature, are all conservatively assigned to be 10%. However, it is believed that these errors can be decreased to be comparable to the error bars of the solid dots, i.e.  $\sim 7\%$  for the energy points below 3.6 GeV and  $\sim 10\%$  for energies above 4.5 GeV. The first scan repeated 3.4 GeV and the second scan repeated 2.6 and 4.6 GeV data points measured in the first scan. In all case,  $R$ -values obtained are consistent with each other at the same energy.

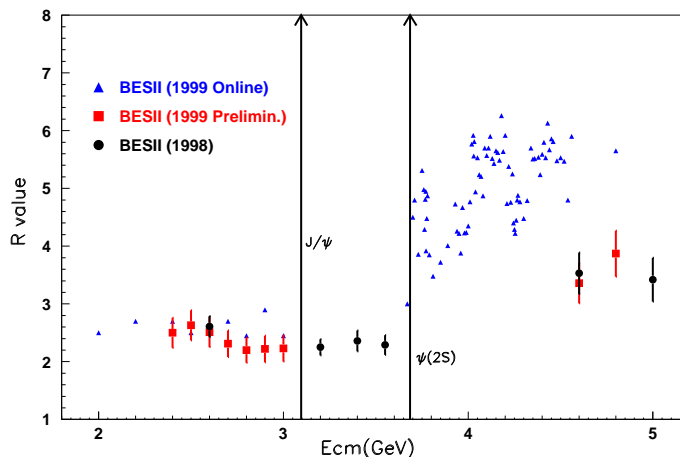


Figure 10: Energy points scanned with BESII.  $R$  values shown with triangles are from the online data estimation, of which the detection efficiency, the radiative correction and the background have not yet been taken into account. The solid squares represent the preliminary  $R$ -values obtained from BESII data, of which the total errors are all conservatively assigned to be 10%. The final  $R$ -values of the 6 points listed in table 3 are also plotted with solid dots for comparison.

### 3 Prospects and Concluding Remarks

SND and CMD-2 at VEPP-2M have significantly improved the measurements of the hadron production cross section via  $e^+e^-$  collisions for some of the important exclusive channels in the energy region of 0.36-1.38 GeV. Further improvement with the analysis of the existing data is forthcoming. A major advance would be possible if the energy region could be extended to 2 GeV, which would link up to the lowest energy of BEPC.

CMD-2 and SND at VEPP-2M are planning to scan from threshold to 1.4 GeV in 1999-2000. A  $R$  scan between 2 to 10 GeV with KEDR at VEPP-4 is proposed. A scan covering such a wide energy region with the same machine and detector would be very important if the measurement could be performed with a  $\sim 1\%$  precision.

The  $R$  scan performed with BESII at BEPC in Beijing can significantly reduce the uncertainties in  $R$  in the energy region 2-5 GeV. The  $R$ -values from the first run data have already reduced the uncertainties in  $R$  from 15-20% to 7%. BESII at BEPC in Beijing is analyzing the second run  $R$  scan data. The preliminary  $R$  values in the whole energy region of 2-5 GeV are expected to be shown in the Spring of 2000, and the final results will be presented in the summer of 2000.

The new  $R$  ratio results in  $e^+e^-$  annihilations presented from Novosibirsk and Beijing have had a great impact on the value of  $\alpha(M_Z^2)$ . Using these new (albeit, preliminary) results, A.D. Martin et. al. [60] re-evaluate  $\alpha(M_Z^2)$  and find  $\alpha(M_Z^2)^{-1} = 128.973 \pm 0.035$  or  $128.934 \pm 0.040$ , according to whether inclusive or exclusive cross sections are used. The uncertainties here are already decreased more than half if we compare with the previous value of  $\alpha(M_Z^2)^{-1} = 128.89 \pm 0.09$  evaluated by using the old experimental  $R$ -values [22]. With the final results from the Beijing inclusive measurement in the whole 2-5 GeV region and the more precise results from Novosibirsk,  $\alpha(M_Z^2)$  and  $a_\mu$  will be even more precisely determined from the experimental data.

A dedicated energy scan, aimed at a 1% precision direct measurement below 1.4 GeV, planned by KLOE at DAFNE is not possible in the short term since the DAFNE machine is tuned for the  $\phi$  resonance. However a machine upgrade is foreseen which will hopefully permit such an energy scan around 2004. Another method to measure the hadronic cross section is to measure events with Initial State Radiation (ISR). In this case one of the electrons or positrons of the beam radiates a hard photon and the cm energy of the hadronic system in the final state, mostly pions coming from the  $\rho$ -resonance, is lowered. KLOE has already started the analysis of those events [61].

Being one of the most fundamental parameters in particle physics, the  $R$ -value plays an important role in the development of the theory of particle physics and in testing the Standard Model. Experimental efforts to precisely measure  $R$ -values at low energies are crucial for the future electroweak precision physics. The measurements are not only important for the evaluation of  $\alpha(M_Z^2)$  and for the interpretation of  $a_\mu$ , but also necessary for the understanding of the hadron production mechanism via  $e^+e^-$  annihilation.

A real breakthrough in electroweak theory physics with regard to the  $R$ -values at low energy would be possible only by measuring  $\sigma(e^+e^- \rightarrow \text{hadrons})$  at  $\sim 1\%$  accuracy. Such a level of precision requires significant improvement to both machine and detector, and needs better theoretical calculation of the radiative correction and the event generator for hadron production.

Once the  $R$ -values has been measured with a precision of 1% in the energies covered by VEPP-2M and DAFNE, the central question will be how to further decrease the uncertainties of  $R$ -values measured by BESII in the energy region of 2-5 GeV, particularly from 2-3.7 GeV. Such a measurement would be extremely important for the interpretation of the  $a_\mu$  experiment carrying out by E821 at BNL and for the precision determination of  $\alpha(M_Z^2)$ . This measurement would then be an important and attractive physics program for a  $\tau$ -c factory.

I would like to thank the many people who have at some point or another helped

realize this presentation. In particular, my very special thanks are due Dr. Boris I. Khazin, Dr. Sergey Serednjakov for supplying me useful informations concerning the results from CMD-2 and SND. I'm also grateful to Dr. W. Dunwoodie, Dr. A. F. Haris and Dr. D. Kong who gave me helpful comments and suggestions.

## References

- [1] S.G. Gorishny *et al.*, *Phys. Lett. B* 259(1991) 80
- [2] C. Caso *et al.*, *Eur. Phys. Jour. C* **3**(1998)1.
- [3] F. Ceradini *et al.*, *Phys. Lett. B* 47(1973)80;  
B. Bartoli *et al.*, *Phys. Rev. D* 6(1972)2374;  
M. Bernardini *et al.*, *Phys. Lett. B* 51(1974)200.
- [4] G. Cosme *et al.*, *Phys. Lett. B* 40(1972)685.
- [5] M. Kurdadze *et al.*, *Phys. Lett. B* 42(1972)515.
- [6] A. Litke *et al.*, *Phys. Rev. Lett.* 30(1973)1189.
- [7] C. Bacci *et al.*, ( $\gamma\gamma 2$  Collab.), *Phys. Lett. B* 86(1979)234.
- [8] J. L. Siegrist *et al.*, (Mark I Collab.), *Phys. Lett. B* 26(1982)969.
- [9] L. Criegee and G. Knies, (Pluto Collab.), *Phys. Rep.* **83**(1982)151;  
Ch. Berger *et al.*, *Phys. Lett. B* 81(1979)410.
- [10] S. L. Glashow, *Nucl. Phys.* 22(1961)579.
- [11] S. Weinberg, *Phys. Rev. Lett.* 19(1967)124.
- [12] F. Jegerlehner, *Z. Phys. C* 32(1986)195 and hep-ph/9606484.
- [13] R. Brandelik *et al.*, *Phys. Lett. B* 76(1978)361.
- [14] J. L. Siegrist *et al.*, *Phys. Rev. D* 26(1982)969.
- [15] J. Burmeister *et al.*, *Phys. Lett. B* 66(1977)395.
- [16] H. Burkhardt and B. Pietrzyk, *Phys. Lett. B* 356(1995)398.
- [17] B. Pietrzyk, Proc. of the 3rd Int. Symp. on Radiative Corrections, Cracow, Poland, Aug. 1996, *Acta. Pol.* B**28**(1997)673.
- [18] M. Davier and A. Höcker, *Phys. Lett. B* 419 (1998)419.
- [19] S. Eidelmann and F. Jegerleher, *Z. Phys. C* 67(1995)585
- [20] M. L. Swartz, *Phys. Rev. D* 53(1996)5268.
- [21] R. Alemany, M. Davier, and A. Höcker, *Eur. Phys. Jour. C* **2**(1998)123.

- [22] A. Blondel, Proc. of the 28th Int. Conf. on High Energy Physics, Warsaw, Poland, July 1996.
- [23] J. Bailey *et al.*, *Phys. Lett. B* 68(1977)361.
- [24] F.J.M. and E. Picasso, *Ann. Rev. Nucl. Sci.* 29(1979)243
- [25] F.J.M. Farley, *Z. Phys. C* 56(1992)S88
- [26] B. Robert Lee (BNL E821), *et al.*, *Z. Phys. C* 56(1992)S101.
- [27] Bo Andersson and H.M. Hu, "Few-Body States in Lund String Fragmentation Model", submitted to *Eur. Phys. Jour.*
- [28] R. R. Akhmetshing *et al.*, hep-exp/9904027, 26 April 1999.
- [29] V.M. Aulchenko *et al.*, Proc. Workshop on Physics and Detectors for DAΦNE, Frascati, Italy, April 9-12(1991)605;  
M. N. Achasov *et al.*, hep-ex/9909015, submitted to *Nucl. Instr. And Meth.*
- [30] M. N. Achasov *et al.*, hep-exp/9809013, 16 Sep 1998.
- [31] PDG Review of Particle Physics. Part I and II;  
*Phys. Rev. D, Particles and Fields.*V.54 (1996).
- [32] S.I. Serednyakov *et. al.*, *Phys. Rep.* 202(1991)99.
- [33] L.M. Kurdardze *et. al.*, *JETP Lett.* 47(1988)512.
- [34] L.M. Kurdardze *et. al.*, *JETP Lett.* 43(1986)643.
- [35] D. Bisello *et. al.*, preprint LAL 90-35(1990).
- [36] C. Bacci *et al.*, *Nucl. Phys. B* 184(1981)31.
- [37] S.I. Dolingdky *et. al.*, *Phys. Rep.* 202(1991)99.
- [38] P.M. Ivanov *et. al.*, *Pisma v JETP*, 36(1982)91.
- [39] F. Mane *et al.*, *Phys. Lett. B* 99(1981)261.
- [40] R. R. Akhmetshing *et al.*, Preprint BINP 99-11, Novosibirsk, 1999.
- [41] D.H. Brown and W.A. Worstell, *Phys. Rev. D* 54 (1996)3237.
- [42] R. Barate *et al.*, *Z. Phys. C* 76(1997)15.
- [43] M. Benayoun *et al.*, *Eur. Phys. J. C*2(1998)269.
- [44] G.J. Gounaris and J.J. Sakurai, *Phys. Rev. Lett.* 21(1968)244.
- [45] M. Bando *et al.*, *Phys. Rev. Lett.* 54(1985)1215.
- [46] B. Robert Lee, 'g - 2' talk given at LP99, Stanford, July 27-August 3, 1999.



- [47] I.M. Barkov *et al.*, *Nucl. Phys. B* 256(1985)365.
- [48] R. Barate *et al.*, *Eur. Phys. Jour. C* **76** (1997)15.
- [49] J.Z. Bai *et al.*, (BES Collab.), *Nucl. Instrum. Methods A* 344(1994)319.
- [50] ‘The Upgraded BES Detector (BESII)’ talk by J. Li at Workshop on Relativistic Heavy Ion Collisions and Quark Matter Physics, Wuhan, China, April 5-8, 1999.
- [51] Z.G. Zhao, CERN COURIER Vol.38 Number 6 Sep. 1998;  
‘Measurement of R with BESII at BEPC’, a talk presented by Z.G. Zhao at ICHEP98, Vancouver, 1998.  
‘Measurement of R Between 2-5 GeV’ a talk presented by D. Kong, DPF99 at Los Angeles, California, Jan. 5-9, 1999; hep-ph/9903521.
- [52] Z.G. Zhao and F.A. Harris, CERN COURIER Vol.39 Number 7 Sep. 1999.
- [53] J. Parisi *et al.*, *Phys. Rev. D* 4(1971)2927;  
R. Brandelik *et al.*, *Phys. Lett.* B76(1978)361.
- [54] T. Sjostrand, *Computer Phys. Commun.* 82(1994)74;  
B. Andersson *et al.*, *Z. Phys. C* 20(1983)317;  
B. Andersson, ‘The Lund Model’, Cambridge University Press,1988.
- [55] J.Z. Bai *et al.*, *Phys. Rev. D* 53(1996)20;  
X.R. Qi *et al.*, *High Energy and Nucl. Phys.* 23(1999)1-9, in Chinese.
- [56] F.A. Berends and R. Kleiss, *Nucl. Phys. B* 178(1981)141.
- [57] E. A. Kuraev *et al.*, *Sov. J. Nucl. Phys.* **41**(1985)3.
- [58] G. Bonneau and F. Martin, *Nucl. Phys. B* 27(1971) 387.
- [59] C. Edwards *et al.*, SLAC-PUB-5160, 1990.
- [60] A.D. Martin *et al.*, hep-ph/9912252
- [61] G. Cataldi *et al.*, KLOE MEMO #195 August 13, 1999. edc 99-24.