

The Structure of the Big Bang from Higher-Dimensional Embeddings

Sanjeev S. Seahra* and Paul S. Wesson†
*Department of Physics, University of Waterloo,
Waterloo, Ontario, N2L 3G1, Canada*

(Dated: November 3, 2018)

We give relations for the embedding of spatially-flat Friedmann-Robertson-Walker cosmological models of Einstein's theory in flat manifolds of the type used in Kaluza-Klein theory. We present embedding diagrams that depict different 4D universes as hypersurfaces in a higher dimensional flat manifold. The morphology of the hypersurfaces is found to depend on the equation of state of the matter. The hypersurfaces possess a line-like curvature singularity infinitesimally close to the $t = 0^+$ 3-surface, where t is the time expired since the big bang. The family of timelike comoving geodesics on any given hypersurface is found to have a caustic on the singular line, which we conclude is the 5D position of the point-like big bang.

PACS numbers: 04.20.Jb, 11.10.kk, 98.80.Dr

I. INTRODUCTION

In four-dimensional general relativity as formulated by Einstein, the singularity theorems tell us that the big bang was a unique birth event for a universe whose matter is of the conventional sort and obeys the energy conditions [1, 2]. The early stages of the standard Friedmann-Robertson-Walker (FRW) models may be modified by inflation, basically because then there is a period when the energy conditions are violated [3, 4]. The associated process of mass generation can either be described at the particle level by quantum field theory or at the macroscopic level by classical theory [5, 6, 7, 8, 9, 10]. The early stages of standard cosmology may also be modified by the effects of quantum gravity and quantum tunneling [11, 12]. In this regard, the appropriate formalism in 4D for early times can be investigated by considering the problem in 5D [13]. Also, the status of standard cosmological models for late times can be clarified by considering how they are embedded in 5D [14]. There has recently been renewed interest in 5D manifolds of the type used originally in Kaluza-Klein theory [4, 15]. This is partly because of the resurrection of Campbell's theorem, which ensures a perfect local embedding of a 4D Einstein space in a 5D Kaluza-Klein space [16, 17, 18]; and partly because of the implications of higher-dimensional approaches such as superstrings and supergravity [19, 20, 21, 22] as well as string and membrane theory [23, 24, 25]. Recently, several authors have revisited the problem of embedding 4D FRW metrics in 5D Minkowski space with an eye towards determining the geometrical structure of the big bang [26, 27]. For the standard spatially-flat ($k = 0$) 4D FRW models the appropriate class of 5D models was given in a notable paper by Ponce de Leon [28]. His

models are separable in time t , space σ , and an extra coordinate ℓ , and reduce to the FRW ones on $\ell = \text{constant}$ hypersurfaces (henceforth denoted by Σ_ℓ). Interesting work has been done on those and related models, both from the astrophysical side [29, 30, 31] and the mathematical side [32, 33, 34]. One of the Ponce de Leon 5D solutions when unembedded is the 4D Einstein-de Sitter solution, which is in tolerable agreement with observations; but surprisingly this and other Ponce de Leon solutions have been shown by fast algebraic computer package [35] to be flat in 5D. This may appear unusual, but recent work has made it clear that a flat and apparently empty 5D manifold may contain a curved, 4D manifold [4, 14, 32, 33, 34, 36, 37]. However, while much work has been done on the 5D Ponce de Leon solutions, no systematic account has been given of how they embed the 4D big bang.

The present paper addresses this issue. The plan of the paper is as follows: Section II introduces the Ponce de Leon class of one-parameter 5D cosmological solutions to the vacuum Einstein field equations. Σ_ℓ hypersurfaces are shown to be geometrically identical to spatially flat ($k = 0$) FRW cosmological models. The type of matter in these complementary 4D models is determined by the value of the parameter α , and includes both inflationary and non-inflationary cases. The 5D manifold is then shown to be identical to Minkowski space \mathbb{M}_5 via a coordinate transformation. This coordinate transformation allows us to plot our universe as a hypersurface in a 3D Cartesian space once angular variables are suppressed, which is the subject of section III. Subsection III A deals with analytically determining where comoving observers on Σ_ℓ emanate from in \mathbb{M}_5 as $t \rightarrow 0^+$, which corresponds to a singularity in the 4-geometry. Subsection III B demonstrates that the local geometry of Σ_ℓ around regular points is elliptical for non-inflationary cases and hyperbolic for inflationary ones. Subsection III C establishes some results concerning the global properties of the Σ_ℓ foliation of \mathbb{M}_5 , the main conclusion being that the cosmological coordinates used in the Ponce de Leon met-

*Email: sseahra@uwaterloo.ca

†Email: wesson@astro.uwaterloo.ca; URL: <http://astro.uwaterloo.ca/~wesson>

ric do not cover all of 5D Minkowski space. Subsection III D presents computer plots of Σ_ℓ hypersurfaces for a wide variety of cases. These plots are discussed in subsection III E. Also in this subsection, a detailed analysis of the singular points on Σ_ℓ is presented. We find that there is a line-like curvature singularity on Σ_ℓ , but that the big bang corresponds to only one point on that line. Section IV discusses special cases of the Ponce de Leon class not mentioned in other sections and the corresponding 4D universes. Section V contains our concluding remarks.

Conventions. Throughout the paper, the 5D metric signature is taken to be $(+ - - -)$, while the choice of 4D metric signature is $(+ - - -)$. The spacetime coordinates are labeled $x^0 = t$, $x^i = (r, \theta, \phi)$. The extra coordinate is $x^4 = \ell$. The range of tensor indices is as follows: $A, B, \dots = 0-4$; $\alpha, \beta, \dots = 0-3$; and $a, b = 0, 1$. ∇_A indicates the 5D covariant derivative. We denote the metric of flat 3-space by $d\sigma^2 = dr^2 + r^2 d\Omega^2$ with $d\Omega^2 = d\theta^2 + \sin^2 \theta d\phi^2$. Finally, we use geometric units where $c = G = 1$.

II. PONCE DE LEON COSMOLOGIES

The standard class of Ponce de Leon cosmological solutions is flat in ordinary 3D space, curved in 4D spacetime and flat in 5D [28, 29, 30, 31, 32, 33, 34]. It has a 5D line element

$$dS^2 = \ell^2 dt^2 - t^{2/\alpha} \ell^{2/(1-\alpha)} d\sigma^2 - \alpha^2 (1-\alpha)^{-2} t^2 d\ell^2. \quad (1)$$

This metric is an exact solution of the 5D field equations in apparent vacuum, which in terms of the Ricci tensor are $R_{AB} = 0$. In what follows, we will examine the Σ_ℓ hypersurfaces of (1) in detail. The induced metric $h_{\alpha\beta}$ on these hypersurfaces is given by

$$ds^2 = h_{\alpha\beta} dx^\alpha dx^\beta = \ell^2 dt^2 - t^{2/\alpha} \ell^{2/(1-\alpha)} d\sigma^2, \quad (2)$$

which we can, of course, identify with the line element of a spatially-flat ($k = 0$) FRW cosmology with scale factor

$$a(\tau) = \ell^{(2\alpha-1)/\alpha(1-\alpha)} \tau^{1/\alpha}, \quad (3)$$

where $\tau = \ell t$ corresponds to the FRW clock time. That is, the geometry of each of the Σ_ℓ 4-surfaces is identical to geometry of the 4D spacetime models commonly used to describe our universe.

We can use the form of the induced metric (2) to calculate the 4D Einstein tensor $G_{\alpha\beta}$ on each of the Σ_ℓ surfaces. Alternatively, we can use standard techniques to break the 5D field equations $R_{AB} = 0$ into one wave equation, four conservation equations and ten equations for the components of $G_{\alpha\beta}$ [4, 14, 16]. The latter are given in general by

$$G_{\alpha\beta} = \frac{\Phi_{;\alpha\beta}}{\Phi} + \frac{1}{2\Phi^2} \left\{ \frac{\Phi^* g_{\alpha\beta}^*}{\Phi} - \frac{g^{\mu\nu} g_{\mu\nu}^* g_{\alpha\beta}^*}{2} + g^{\lambda\mu} g_{\alpha\lambda}^* g_{\beta\mu}^* - g_{\alpha\beta}^{**} + \frac{g_{\alpha\beta}}{4} \left[g^{*\mu\nu} g_{\mu\nu}^* + (g^{\mu\nu} g_{\mu\nu}^*)^2 \right] \right\}, \quad (4)$$

where $g_{44} = -\Phi^2$, and a star (*) denotes $\partial/\partial\ell$. We now ask the question: what kind of 4D matter would give rise to such an Einstein tensor? To answer, we must associate $G_{\alpha\beta}$ with a stress-energy tensor $T_{\alpha\beta}$ via the Einstein equations $G_{\alpha\beta} = 8\pi T_{\alpha\beta}$. For the Ponce de Leon solutions, this ‘‘induced’’ stress-energy tensor is of the perfect-fluid type with the density and pressure of the ‘‘induced’’ matter given by:

$$8\pi\rho = \frac{3}{\alpha^2\tau^2}, \quad 8\pi p = \frac{2\alpha-3}{\alpha^2\tau^2}. \quad (5)$$

It should be stressed that this density and pressure refers to a 4D matter distribution that gives rise to a curved 4D manifold, via the Einstein equation, geometrically identical to the Σ_ℓ hypersurfaces. We have not inserted any matter into the 5D manifold by hand, as is commonly done in the brane-world/thin-shell formalism where the 5D stress-energy is a discontinuous, distribution-valued tensor field. It is for this reason that we call the matter described by $T_{\alpha\beta}$ induced; rather than being inserted into the Einstein equations as an external source for the gravitational field, the matter distribution is fixed by the morphology of the Σ_ℓ surfaces and the higher-dimensional geometry.

The equation of state of the induced matter is

$$p = (2\alpha/3 - 1)\rho, \quad (6)$$

which is determined by the dimensionless parameter α in the metric (1). For $\alpha = 3/2$, $8\pi\rho = 4/3\tau^2$ and $p = 0$, which describes the late (dust) universe. For $\alpha = 2$, $8\pi\rho = 3/4\tau^2$ and $8\pi p = 1/4\tau^2$ so $p = \rho/3$, which describes the early (radiation) universe. That these quantities are the same as they are in the 4D FRW models should not surprise us, as this could be inferred from Campbell’s theorem [4, 14, 16]. However, the Ponce de Leon class of solutions also embeds some more exotic cosmological scenarios. To see this, let us form the gravitational density of the induced matter,

$$\rho_g = \rho + 3p = \frac{3(\alpha-1)}{4\pi\alpha^2\tau^2}. \quad (7)$$

The strong energy condition demands that $\rho_g \geq 0$, which is only satisfied for $\alpha \geq 1$. For cases which violate this condition $\alpha \in (0, 1)$, the Raychaudhuri equation says that geodesics paths on Σ_ℓ accelerate away from one another, as is expected in inflationary scenarios. This is easily verified by examining the congruence of comoving $d\sigma = 0$ paths in the 4-geometry described by (2). Just like in conventional FRW cosmology, the proper distance between adjacent paths will increase at an accelerating pace if the deceleration parameter,

$$q(\tau) \equiv -a \frac{d^2 a}{d\tau^2} \left(\frac{da}{d\tau} \right)^{-2} = \alpha - 1, \quad (8)$$

is negative. We therefore conclude that models with $\alpha \in (0, 1)$ describe inflationary situations where the cosmological fluid has repulsive properties, while models

with $\alpha > 1$ have ordinary gravitating matter. Note that we exclude models with $\alpha < 0$ because they imply a contracting universe.

As a quick aside, we note that the Ponce de Leon metrics (1) have a constrained equation of state (i.e., the type of matter corresponding to the curvature of the Σ_ℓ hypersurfaces does not change in time). If one wanted to study a more realistic model of our universe, the radiation-matter transition could be generated by joining metrics with $\alpha = 2$ and $\alpha = 3/2$ across a $t = \text{constant}$ hypersurface that represents the surface of last scattering. Such a calculation is, however, beyond the scope of this paper.

It was discovered by computer that (1) is actually flat in 5D [29, 30, 31, 32, 33, 34, 35]. To prove this algebraically is non-trivial, but we can change coordinates from those in (1) to

$$T(t, r, \ell) = \frac{\alpha}{2} \left(1 + \frac{r^2}{\alpha^2} \right) t^{1/\alpha} \ell^{1/(1-\alpha)} - \frac{\alpha}{2} \frac{[t^{-1} \ell^{\alpha/(1-\alpha)}]^{(1-2\alpha)/\alpha}}{1-2\alpha}, \quad (9a)$$

$$R(t, r, \ell) = r t^{1/\alpha} \ell^{1/(1-\alpha)}, \quad (9b)$$

$$L(t, r, \ell) = \frac{\alpha}{2} \left(1 - \frac{r^2}{\alpha^2} \right) t^{1/\alpha} \ell^{1/(1-\alpha)} + \frac{\alpha}{2} \frac{[t^{-1} \ell^{\alpha/(1-\alpha)}]^{(1-2\alpha)/\alpha}}{1-2\alpha}. \quad (9c)$$

Then (1) becomes

$$dS^2 = dT^2 - (dR^2 + R^2 d\Omega^2) - dL^2, \quad (10)$$

which is 5D Minkowski \mathbb{M}_5 . In order to contrast with the standard coordinates $x^A = (t, r, \theta, \phi, \ell)$, we will label the Minkowski coordinates as $y^A = (T, R, \theta, \phi, L)$. The importance of (9) is that it allows us to visualize the geometric structure of our universe when viewed from 5D flat space by plotting the surfaces defined by $\ell = \text{constant}$. As seen in equation (2) above, these hypersurfaces share the same intrinsic geometry as standard 4D FRW $k = 0$ cosmologies, which means that they are equivalent to such models in a mathematical sense (this is the paradigm commonly adopted when one tries to embed known solutions of the Einstein equation in higher-dimensional manifolds [26, 27]). We can therefore learn a great deal about the local and global topological properties of 4D FRW models, as well as the geometric structure of the ‘‘physical’’ big bang, from studying the Σ_ℓ hypersurfaces. These and other issues are considered in the following sections.

III. THE STRUCTURE OF THE EMBEDDED UNIVERSES

In order to analyze the geometrical properties of the Σ_ℓ hypersurfaces, we note that the T, R, L coordinates of (10) are orthogonal and so can be used as Cartesian

axes. Then, the universe will have a shape defined by $T = T(t, r, \ell_0)$, $R = R(t, r, \ell_0)$, $L = L(t, r, \ell_0)$ on some hypersurface $\ell = \ell_0$. The following three subsections III A – III C explore various characteristics of the Σ_ℓ hypersurfaces analytically. The goal is to get a feel for the geometry of the Σ_ℓ hypersurfaces before computer plots are presented in subsection III D. In that subsection, we plot hypersurfaces for several different cases, suppressing the θ and ϕ coordinates so that our universe appears as a 2-surface embedded in Euclidean 3-space \mathbb{E}_3 . Subsection III E deals with the location and five-dimensional shape of the big-bang singularity, and is in some sense a continuation of the discussion of singular points started in subsection III A.

A. Properties of Singular Points on Σ_ℓ

In this subsection, we will begin to investigate singularities on the Σ_ℓ hypersurfaces, and introduce the problem of locating where these singularities occur in \mathbb{M}_5 . Our goal is to get a feel for the shape of the Σ_ℓ surfaces using analytical methods before resorting to the computer plotting of subsection III D.

A cursory inspection of equation (2) reveals what appears to be a singularity in the 4-geometry at $t = 0$, which is commonly associated with the big bang. We can calculate the 4D Kretschmann scalar (or curvature invariant) of the $\ell = \ell_0$ hypersurfaces:

$$K = R^{\alpha\beta\gamma\delta} R_{\alpha\beta\gamma\delta} = \frac{12(\alpha^2 - 2\alpha + 2)}{\ell_0^4 \alpha^4 t^4}. \quad (11)$$

We note that K diverges for all α at $t = 0$. This implies that the anomaly at $t = 0$ is a genuine curvature singularity in the 4D manifold represented by (2). However, we know that the 5D manifold (1) has $R_{ABCD} = 0$ and is therefore devoid of any singularities. Therefore, the 4D big bang results from the nature of the Σ_ℓ hypersurfaces, or equivalently the choice of 5D coordinates.

The question naturally arises of where the big bang at $t = 0$ appears in \mathbb{M}_5 . One way to approach the problem is to take the $t \rightarrow 0^+$ limit of the coordinate transformation (9) while holding r constant. It transpires that there are two different physically interesting cases:

$$\lim_{t \rightarrow 0^+} T(t, r, \ell) = -\frac{\alpha}{2(1-2\alpha)} \left[\frac{\ell^{\alpha/(1-\alpha)}}{t} \right]^{(1-2\alpha)/\alpha} \rightarrow \begin{cases} 0, & \alpha \in (\frac{1}{2}, \infty) \\ -\infty, & \alpha \in (0, \frac{1}{2}) \end{cases} \quad (12a)$$

$$\lim_{t \rightarrow 0^+} R(t, r, \ell) = 0, \quad \alpha > 0 \quad (12b)$$

$$\lim_{t \rightarrow 0^+} L(t, r, \ell) = +\frac{\alpha}{2(1-2\alpha)} \left[\frac{\ell^{\alpha/(1-\alpha)}}{t} \right]^{(1-2\alpha)/\alpha} \rightarrow \begin{cases} 0, & \alpha \in (\frac{1}{2}, \infty) \\ +\infty, & \alpha \in (0, \frac{1}{2}) \end{cases}. \quad (12c)$$

In other words, the congruence of $(r, \theta, \phi) = \text{constant}$ curves on Σ_ℓ (henceforth denoted by γ_r) converges to a point as $t \rightarrow 0^+$ for all $\alpha > 0$. For $\alpha \in (\frac{1}{2}, \infty)$ the caustic is at $T = R = L = 0$; for $\alpha \in (0, \frac{1}{2})$, the caustic is at null infinity as approached by following the ray $T + L = R = 0$ into the past. Naïvely, this would seem to suggest that the big bang is a point-like event in 5D. However, caution is warranted because the limiting procedure described above is not unique. In particular, we need not approach $t = 0$ in a manner that leaves $r = \text{constant}$. For example, suppose we follow the path $r(t) \propto t^{-1/2\alpha}$ into the past. If $\alpha \in (\frac{1}{2}, \infty)$, then we will end up at the 5D point $T = -L = \text{constant} \neq 0$, $R = 0$, which is different from the caustic in the γ_r congruence. So, it is not correct to uniquely associate $t = 0$ with the position of the γ_r caustic. In general, there are many points on Σ_ℓ eligible for that distinction. On the other hand, it should be stressed that if we approach the initial singularity along any path where $r(t)$ tends to a finite constant as $t \rightarrow 0^+$, then we will end up at one of the γ_r caustics (which one, depends on the value of α). The issue of the precise location of the big bang in 5D is complicated, so we will defer a full discussion until subsection III E.

Regardless of where the $t = 0$ surface lies in \mathbb{M}_5 , the calculations presented in this section demonstrate that the point $T = R = L = 0$ is a special point for $\alpha \in (\frac{1}{2}, \infty)$, and that a point at null infinity $T = -L \rightarrow -\infty$, $R = 0$ is a special point for $\alpha \in (0, \frac{1}{2})$. The computer-generated figures presented in subsection III D will bear out this analytical conclusion.

B. Properties of Regular Points on Σ_ℓ

Having already given a partial discussion of the singular points on the Σ_ℓ hypersurfaces, we would now like to concentrate on analytically determining what Σ_ℓ looks like in the neighborhood of regular points. As mentioned above, our plots of Σ_ℓ will look like 2-surfaces embedded in \mathbb{E}_3 . It is therefore useful to recall the notion of the Gaussian curvature $G^\mathbb{E}$ of 2-surfaces $S \in \mathbb{E}_3$ from standard differential geometry [38]. Consider a point P on a surface S embedded in \mathbb{E}_3 . In a small neighborhood around P , the surface S can be modeled as a paraboloid centered at P (the so-called ‘‘osculating paraboloid’’). The shape of this paraboloid is given by the sign of the Gaussian curvature, which in turn is given by the product of the principle curvatures of S at P . If $G^\mathbb{E} > 0$, the paraboloid is elliptical and the surface has a convex or concave shape about P . If $G^\mathbb{E} < 0$, the paraboloid is hyperbolic and the local shape of S is that of the familiar ‘‘saddle-surface’’. If $G^\mathbb{E} = 0$, one or both of the principle curvatures are zero implying a cylindrical or planar shape. In terms of intrinsic geometrical quantities, the Gaussian curvature is given by

$$G^\mathbb{E} = \frac{{}^{(2)}R_{0101}^\mathbb{E}}{\det[{}^{(2)}g_{ab}^\mathbb{E}]}, \quad (13)$$

where ${}^{(2)}g_{ab}^\mathbb{E}$ is the Euclidean 2-metric on S and ${}^{(2)}R_{1212}^\mathbb{E}$ is the single independent component of the associated 2D Riemann-Christoffel tensor. For the Euclidean version of the Σ_ℓ hypersurfaces, we can find ${}^{(2)}g_{ab}^\mathbb{E}$ from the positive-definite line element

$${}^{(2)}g_{ab}^\mathbb{E} dx^a dx^b = (dT^2 + dR^2 + dL^2) \Big|_{d\ell=0}. \quad (14)$$

Using this, we can calculate the Gaussian curvature (13) of the Σ_ℓ surfaces when embedded in Euclidean space:

$$G^\mathbb{E} = \frac{4\alpha^6(\alpha - 1)t^{2(\alpha-2)/\alpha}\ell^{-2(1+\alpha)/(1-\alpha)}}{[\chi^2 - 2r^2\chi + (r^2 + \alpha^2)^2]^2}, \quad (15a)$$

where

$$\chi \equiv \alpha^2 t^{2(\alpha-1)/\alpha} \ell^{2\alpha/(\alpha-1)}. \quad (15b)$$

We note that the denominator of $G^\mathbb{E}$ is positive definite for all values of t , r , ℓ and α . Therefore, $G^\mathbb{E} > 0$ for $\alpha \in (1, \infty)$ and $G^\mathbb{E} < 0$ for $\alpha \in (0, 1)$ for all $(t, \ell) > 0$. In other words, when viewed in \mathbb{E}_3 , all the non-singular points on Σ_ℓ are elliptical for non-inflationary models and hyperbolic for inflationary ones.

We mention in passing that it is also possible to calculate the Gaussian curvature $G^\mathbb{M}$ of the Σ_ℓ surfaces when they are embedded in \mathbb{M}_3 . The 2-metric ${}^{(2)}g_{ab}^\mathbb{M}$ is obtained by setting $d\theta = d\phi = d\ell = 0$ in (1). This yields

$$G^\mathbb{M} = \frac{{}^{(2)}R_{0101}^\mathbb{M}}{\det[{}^{(2)}g_{ab}^\mathbb{M}]} = \frac{\alpha - 1}{\alpha^2 t^2 \ell^2}, \quad (16)$$

which, like $G^\mathbb{E}$, is positive for $\alpha \in (1, \infty)$ and negative for $\alpha \in (0, 1)$. Also, we note that $G^\mathbb{M}$ diverges as $t \rightarrow 0^+$ for all α , which is consistent with the behaviour of the 4D Kretschmann scalar (11) calculated above. The Ricci tensor in 2D is given by ${}^{(2)}R_{ab}^\mathbb{M} = {}^{(2)}g_{ab}^\mathbb{M} G^\mathbb{M}$, so that the strong energy condition reads ${}^{(2)}R_{ab}^\mathbb{M} u^a u^b = G^\mathbb{M} \geq 0$ where u^a is some timelike 2-velocity. Hence, if $G^\mathbb{M} < 0$ then the strong energy condition is violated in 2D. This implies that the 2D gravitational density of the matter is less than zero, which in turn means that the relative velocity between neighboring timelike geodesics is increasing in magnitude by Raychaudhuri’s equation. This is consistent with the finding that $q(t) < 0$ and $\rho + 3p < 0$ for $\alpha \in (0, 1)$ discussed in subsection II.

In conclusion, we have found out that the local geometry around regular points on Σ_ℓ – for a given value of α – is determined by whether or not the model represents a universe with ordinary or inflationary matter. In the former case the regular points are elliptical, in the latter case they are hyperbolic.

C. Global Properties of Σ_ℓ

In the previous two subsections, we have discussed the properties of singular and regular points on Σ_ℓ . We now

turn our attention to the global properties of the hypersurfaces, with an eye to determining which portion of \mathbb{M}_5 they inhabit. In other words, we want to know what part of the \mathbb{M}_5 manifold is covered by the $x^A = (t, r, \theta, \phi, \ell)$ coordinates.

The coordinate transformation (9) implies

$$(T + L)/R = \alpha/r. \quad (17)$$

Since R/r is positive for $(t, \ell) > 0$ and we assume that $\alpha > 0$, this implies that the Σ_ℓ hypersurfaces are restricted to the half of the manifold defined by $(T+L) > 0$. Next, the transformation also implies that

$$T^2 - R^2 - L^2 = \frac{\alpha^2 t^2 \ell^2}{2\alpha - 1}. \quad (18)$$

Hence, if $\alpha \in (\frac{1}{2}, \infty)$ then the Σ_ℓ surfaces must lie in the region satisfying $T^2 - R^2 - L^2 > 0$, which is the volume inside the light cone originating from $T = R = L = 0$. If $\alpha \in (0, \frac{1}{2})$, the surfaces must lie in the region outside the light cone, defined by $T^2 - R^2 - L^2 < 0$. Also, the Σ_ℓ surfaces approach $T^2 - R^2 - L^2 = 0$ as $\ell \rightarrow 0$, implying that the direction of increasing ℓ is always away from the light cone. Putting these facts together, we see that if $\alpha \in (\frac{1}{2}, \infty)$, then the coordinates utilized in (1) only cover the portion of \mathbb{M}_5 inside the light cone centered at the origin with $T > 0$. If $\alpha \in (0, \frac{1}{2})$, then the coordinates in (1) cover the region of \mathbb{M}_5 satisfying $(T + L) > 0$ and exterior to the light cone centered at the origin. Finally, equations (9b), (17) and (18) can be rearranged to yield

$$0 = UV - \frac{\alpha^{2(1-\alpha)} \ell^{2(1-2\alpha)/(1-\alpha)} U^{2\alpha}}{(2\alpha - 1)} - R^2, \quad (19)$$

where we have introduced the advanced and retarded coordinates

$$U = T + L, \quad V = T - L. \quad (20)$$

This defines the Σ_ℓ hypersurfaces entirely in terms of the y^A coordinates and ℓ . This is a useful relationship which we will need below.

To conclude, we have discovered that the Σ_ℓ hypersurfaces are constrained to lie in one half of \mathbb{M}_5 for all $\alpha > 0$. Furthermore, they must lie within the light cone centered at the origin for $\alpha \in (\frac{1}{2}, \infty)$ and outside it for $\alpha \in (0, \frac{1}{2})$. We have summarized all that we have learned about the effects of α on the Σ_ℓ hypersurfaces in Table I.

D. Visualization of the Σ_ℓ hypersurfaces

We are now in a position to discuss Figures 1 – 5 in detail. The plots show the constant t and r coordinate lines associated with a given Σ_ℓ hypersurface (denoted by γ_t and γ_r respectively) as viewed from the (T, R, L) space. As an aid to visualization, we choose to let r and R range over both positive and negative numbers,

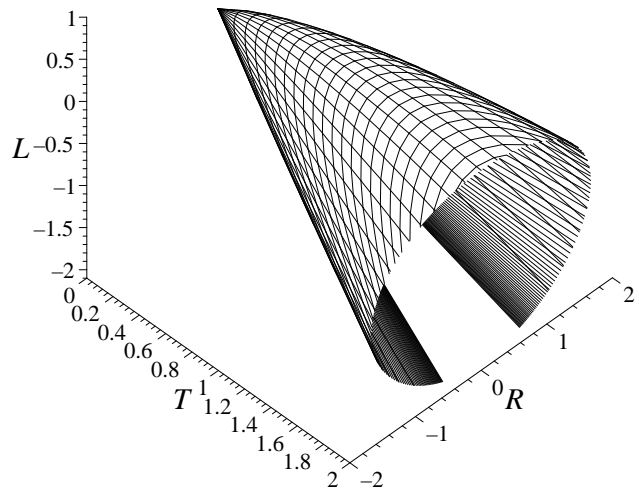


FIG. 1: Σ_ℓ hypersurface with $\alpha = 3/2$ and $\ell_0 = 1$. We take $t \in [10^{-400}, 2]$ and $r \in [-10, 10]$, with $\Delta t \approx 0.01$ and $\Delta r \approx 0.003$.

so the Σ_ℓ hypersurfaces are symmetric about the $R = 0$ plane (if it is desired to have $r > 0$ or $R > 0$ one of the symmetric halves can be deleted). As the models evolve in t -time they will generally grow in the R -direction, so that the Σ_ℓ hypersurfaces appear to “open-up” in the direction of increasing T . The γ_t isochrones are seen to wrap around the hypersurfaces such that they cross the $R = 0$ plane perpendicularly. The γ_r lines are orthogonal (in a Euclidean sense) to γ_t lines at $R = 0$ and run along the length of the surface.

When using a computer to plot the surfaces, it is necessary to choose finite ranges of t and r . The ranges used in each of the Figures are given in the captions, along with the increments in the time or radial coordinates between adjacent coordinate lines (denoted by Δt and Δr respectively). For models with $\alpha \in (\frac{1}{2}, \infty)$, the $t = 0$ “line” is really a point for finite values of r . Therefore, the first γ_t line in such plots has been chosen to be $t = \delta$, where δ is the smallest positive number allowed by machine precision. For such models, the lower edge of the Σ_ℓ hypersurfaces corresponds to the $t = \delta$ line. For plots with $\alpha \in (0, \frac{1}{2})$ we have chosen to restrict t and r to a fairly narrow ranges in order to facilitate visualization. As a result of this, the lower edges of Σ_ℓ in such plots are the γ_r curves with the largest value of $|r|$. However, we have confirmed that if the range of r is larger and $\min(t) = \delta$, then the comoving trajectories with the largest values of $|r|$ tend to bunch up along the $t = \delta$ line. That is, if the range of r is unrestricted then the lower edge of the Σ_ℓ hypersurfaces will correspond to the γ_t line closest to the big bang, irrespective of the value of α .

We have carried out an extensive analysis of the morphology of the Σ_ℓ hypersurfaces in the (α, ℓ_0) parameter space, and present five informative cases which are illustrated in the Figures:

α interval	sign of $q(\tau)$	osculating paraboloid	caustic location	$T^2 - R^2 - L^2$
$(0, \frac{1}{2})$	-	hyperbolic	null infinity	-
$(\frac{1}{2}, 1)$	-	hyperbolic	origin	+
$(1, \infty)$	+	elliptical	origin	+

TABLE I: Dynamical and topological properties of cosmologies embedded on Σ_ℓ hypersurfaces. The “caustic location” refers to the point that the γ_r lines approach as $t \rightarrow 0^+$.

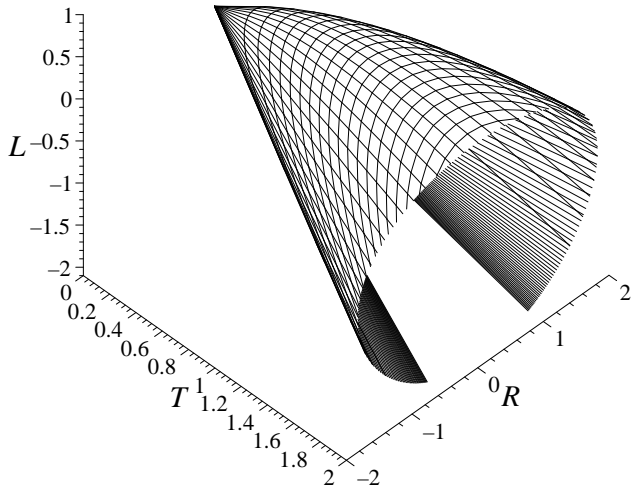


FIG. 2: Σ_ℓ hypersurface with $\alpha = 2$ and $\ell_0 = 1$. We take $t \in [10^{-400}, 2]$ and $r \in [-10, 10]$, with $\Delta t \approx 0.01$ and $\Delta r \approx 0.003$.

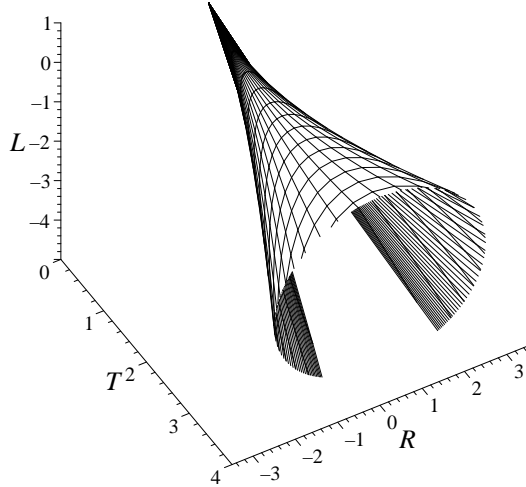


FIG. 3: Σ_ℓ hypersurface with $\alpha = 2/3$ and $\ell_0 = 1$. We take $t \in [10^{-600}, 8]$ and $r \in [-3, 3]$, with $\Delta t \approx 0.3$ and $\Delta r \approx 0.08$.

Model 1: $\alpha = 3/2$, $\ell_0 = 1$. This is the standard matter-dominated model for the late universe (see above). The equation of state is that of dust and the scale factor evolves as $t^{2/3}$. As expected, the osculating paraboloid has an elliptical geometry for every non-singular point on Σ_ℓ . The congruence of γ_r curves has a caustic at $T = R = L = 0$. Notice that the rate of expansion of γ_r lines seems to slow as time progresses and that the surface lies within the light cone centered at the origin. This plot is very similar to the embedding diagram shown in Figure 5 of Lynden-Bell et al. [26] (see the discussion in subsection III E).

Model 2: $\alpha = 2$, $\ell_0 = 1$. This is the standard radiation-dominated model of the early universe (see above). The scale factor evolves as $t^{1/2}$, the caustic in the γ_r congruence is located at the origin, and Σ_ℓ is qualitatively similar to Model 1.

Model 3: $\alpha = 2/3$, $\ell_0 = 1$. A moderately inflationary model with $(\rho + 3p) < 0$, a scale factor $\propto t^{3/2}$, and a caustic in the γ_r congruence at the origin. The geometry of the osculating paraboloid is hyperbolic, γ_r lines accelerate away from each other, and the entire surface lies within the light cone centered at the origin.

Model 4: $\alpha = 1/30$, $\ell_0 = 1$. A very inflationary model

with $(\rho + 3p) < 0$, a scale factor $\propto t^{30}$, and the γ_r caustic at past null infinity. The osculating paraboloid is hyperbolic with comoving paths flying apart. The surface lies outside the light cone centered at the origin.

Model 5: $\alpha = 1/3$, $\ell_0 = 20, 40, 60$. A set of inflationary models with $(\rho + 3p) < 0$, a scale factor $\propto t^3$, and the γ_r caustic at past null infinity. As expected, all the surfaces lie outside the central light cone. The space between Σ_ℓ hypersurfaces and the null cone increases with increasing ℓ .

We note that the last case is based on classical field theory but bears a striking resemblance to computer-generated models of stochastic inflation [39] based on quantum field theory.

E. Comments Regarding the Figures and the Geometrical Nature of the Big Bang

One of the most interesting features of Figures 1 – 5 is that the constant- T cross sections γ_T of the Σ_ℓ hypersurfaces are very nearly closed. We will now demonstrate that the finite amount of space between the lower edges of the surfaces depicted in the Figures is a result of the requirement that $t \geq \delta$, which is imposed by limitations

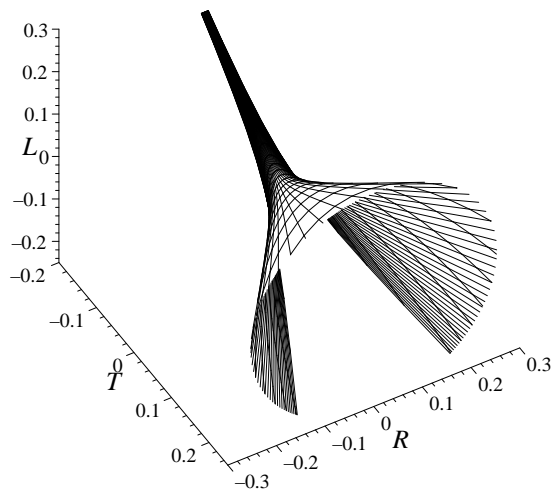


FIG. 4: Σ_ℓ hypersurface with $\alpha = 1/30$ and $\ell_0 = 1$. We take $t \in [0.9, 1.1]$ and $r \in [-0.1, 0.1]$, with $\Delta t \approx 0.01$ and $\Delta r \approx 0.003$.

in machine arithmetic. If r is eliminated from equations (9a) and (9b), we find that the projection of γ_t lines onto the TR -plane is parabolic. For early times, we obtain

$$T[2\alpha t^{1/\alpha} \ell^{1/(1-\alpha)}] = R^2 - \frac{\alpha^2 t^2 \ell^2}{1-2\alpha}, \quad t \ll 1. \quad (21)$$

If we hold T constant and let $t \rightarrow 0^+$ then $R \rightarrow 0$, which establishes that the γ_T cross sections are asymptotically closed. Furthermore, since the lower edges of the surfaces correspond to the minimum value of t , the γ_t isochrones must approach the $R = 0$ plane as $t \rightarrow 0^+$. By examining equations (18) and (19), it is easy to see that Σ_ℓ itself must approach the $T + L = 0$ plane as $t \rightarrow 0^+$. Therefore, the γ_t lines must approach some subset of the $T + L = R = 0$ null line \mathcal{N} as $t \rightarrow 0^+$, which we denote by the intersection of \mathcal{N} and Σ_ℓ : $\mathcal{N} \cap \Sigma_\ell$. In other words, the finite gaps shown in the Figures are an artifact from numerical calculations.

This raises a puzzling and subtle issue. The γ_t curves approach a line in 5D at $t \rightarrow 0^+$, yet the coordinate transformation (9) suggests that the $t = 0$ “line” is really a point in 5D for any finite value of r . Is the big bang a point-like or line-like event in 5D? Several authors have appreciated this problem in the past. Lynden-Bell et al. present an embedding diagram of a spatially-flat FRW model with $p = 0$, which is equivalent to our Model 1 shown in Figure 1 [26]. Their plot is qualitatively similar to ours, and they identify the half of \mathcal{N} satisfying $T > 0$ with the 4D big bang. This is contrary to the conclusion of Rindler, who demonstrates that open FRW models may be completely foliated by spacelike 3-surfaces of finite volume [27]. The volume of these hypersurfaces tends to zero as they approach the initial singularity, which leads to the idea that the big bang is a point-like event.

We will now demonstrate that both of these views are in some sense mathematically correct; the location of the

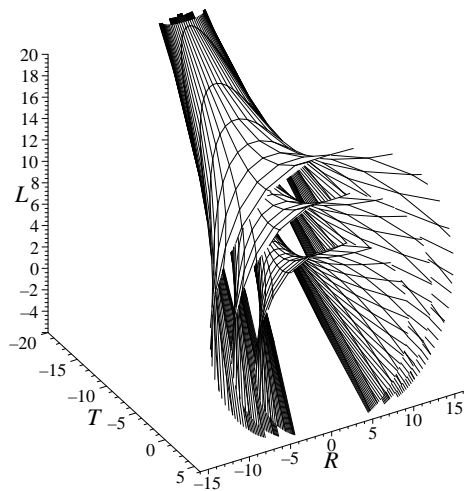


FIG. 5: Σ_ℓ hypersurfaces with $\alpha = 1/3$ and $\ell_0 = 20, 40, 60$. We take $t \in [10^{-300}, 3]$ and $r \in [-2, 2]$, with $\Delta t \approx 0.05$ and $\Delta r \approx 0.07$.

big bang depends on one’s definition of the initial singularity. One such definition might be the locus of points defined by the positions of the fundamental comoving observers in the $t \rightarrow 0^+$ limit. This is in the spirit of the definition of a singular spacetime as a manifold containing one or more incomplete timelike geodesics; i.e. timelike geodesics which are inextendible in at least one direction, or have a finite affine length [2]. The incomplete geodesics on Σ_ℓ are clearly the comoving trajectories of the γ_r congruence, which has a fundamental caustic as $t \rightarrow 0^+$. For $\alpha \in (\frac{1}{2}, \infty)$, it is obvious from Figures 1 – 3 that it is impossible to extend these geodesics past the caustic at $T = R = L = 0$. The γ_r geodesics are also incomplete for $\alpha \in (0, \frac{1}{2})$, although this is hard to see from Figures 4 and 5 because the caustic is at null infinity. However, we note that the proper time interval along a comoving path between the initial caustic and any point on Σ_ℓ is finite, which establishes that the γ_r curves are incomplete. In both cases, the comoving paths radiate from a point in 5D. By identifying the location where the γ_r congruences “begin” with the initial singularity, we conclude that the big bang is a point-like event in higher dimensions.

However, the definition of the big bang need not be tied to the properties of inextendible timelike geodesics. We could instead elect to define the location of the big bang as the locus of points on Σ_ℓ where curvature scalars diverge. This definition is in the spirit of using quantities like the Kretschmann scalar to distinguish between coordinate and genuine singularities in the Schwarzschild spacetime (among others). For the present case, we note that the Copernican principle built into the FRW solutions demands that curvature scalars on Σ_ℓ must be constant along γ_t isochrones. This is evidenced by the Kretschmann scalar (11) and the Minkowski Gaussian curvature (16), both of which demonstrate no dependence on r . As $t \rightarrow 0^+$, both of these scalars diverge

and the γ_t isochrones approach $\mathcal{N} \cap \Sigma_\ell$. This would seem to suggest the line $\mathcal{N} \cap \Sigma_\ell$ is the location of a curvature scalar singularity on Σ_ℓ . By the definition mentioned at the head of this paragraph, this implies the big bang is a line-like event in higher dimensions.

There are two possible objections to this conclusion: Firstly, the idea that Σ_ℓ is singular along $\mathcal{N} \cap \Sigma_\ell$ is somewhat counterintuitive, because the hypersurfaces shown in the Figures appear to smoothly approach \mathcal{N} as $t \rightarrow 0^+$. Secondly, we observe that the (t, r) coordinates do not actually cover $\mathcal{N} \cap \Sigma_\ell$, which makes the t -dependent arguments of the last paragraph suspect. This is easily seen by noting that the induced metric (2) is singular at $t = 0$ and $T + L = t = 0$ on $\mathcal{N} \cap \Sigma_\ell$ from equations (9b) and (17). The situation is analogous to the failure of spherical coordinates to cover the z -axis in \mathbb{E}_3 . For these two reasons, it would be a good idea to confirm the presence of a curvature singularity along $\mathcal{N} \cap \Sigma_\ell$ in a manner independent of the (t, r) coordinates.

This can be accomplished using the well-known extrinsic curvature formalism. Restoring the θ and ϕ coordinates, let us now work in the 5D $\tilde{y}^A = (U, R, \theta, \phi, V)$ system with U and V as defined in (20). In this coordinate system, the line $\mathcal{N} \cap \Sigma_\ell$ is approached by taking the $U \rightarrow 0^+$ limit (recall that $U \geq 0$ for all of the hypersurfaces). We can define Σ_ℓ in this space by

$$0 = \Phi_\ell(U, R, V), \quad (22)$$

where $\Phi_\ell(U, R, V)$ is given by the righthand side of equation (19). Here, ℓ is viewed a parameter to be kept constant. A vector normal to Σ_ℓ is then given by

$$N_A = \partial_A \Phi_\ell(U, R, V). \quad (23)$$

If Σ_ℓ is embedded in Minkowski space, then we find that

$$N^A N_A = -4\ell^{(4\alpha-2)/(1-\alpha)} \alpha^{(2-4\alpha)} U^{2\alpha} \quad (\tilde{y}^A \in \Sigma_\ell \in \mathbb{M}_5), \quad (24)$$

where we have used (19) to eliminate R^2 , which means that $N^A N_A$ is implicitly evaluated on Σ_ℓ . We note that N^A is clearly null for $U = 0$, which corresponds to $\mathcal{N} \cap \Sigma_\ell$, and spacelike for $U > 0$, which corresponds to the rest of Σ_ℓ . Hence, the components of the unit normal to Σ_ℓ , given by

$$n^A = N^A / |N^B N_B|^{1/2}, \quad (25)$$

diverge as $U \rightarrow 0^+$. Since the 5D manifold is flat, the Riemann tensor on Σ_ℓ is related to the extrinsic curvature 4-tensor in the following manner:

$$K_{\alpha\beta} = e_\alpha^A e_\beta^B \nabla_B n_A, \quad (26)$$

$$R_{\alpha\beta\gamma\delta} = K_{\alpha\delta} K_{\beta\gamma} - K_{\alpha\gamma} K_{\beta\delta}, \quad (27)$$

where $e_\alpha^A = \partial \tilde{y}^A / \partial \zeta^\alpha$ are vectors spanning Σ_ℓ and ζ^α are the (arbitrary) coordinates used on Σ_ℓ . Because of the bad behaviour of n_A at $U = 0$, we fully expect the extrinsic curvature and the 4D Riemann tensor to be singular

along $\mathcal{N} \cap \Sigma_\ell$. Indeed, our extrinsic curvature formalism is not really defined at $U = 0$, so we must again be content with a limiting argument. We can calculate various curvature scalars composed from $K_{\alpha\beta}$ (or equivalently $R_{\alpha\beta\gamma\delta}$) and show that they diverge as $U \rightarrow 0^+$. For example, consider

$$K^{\alpha\beta} K_{\alpha\beta} = (\nabla_B n^A)(\nabla_A n^B), \quad (28)$$

which can be established from the definition of $K_{\alpha\beta}$ and use of the induced metric $h_{AB} = h_{\alpha\beta} e_A^\alpha e_B^\beta = g_{AB} + n_A n_B$. For $\Sigma_\ell \in \mathbb{M}_5$, we obtain via computer:

$$K^{\alpha\beta} K_{\alpha\beta} = \frac{(\alpha^2 - 2\alpha + 2)\alpha^{(2\alpha-2)\ell(4\alpha-2)/(\alpha-1)}}{U^{2\alpha}} \rightarrow +\infty, \quad \text{as } U \rightarrow 0^+ \quad (\tilde{y}^A \in \Sigma_\ell \in \mathbb{M}_5). \quad (29)$$

Therefore, Σ_ℓ has a curvature scalar singularity at all points with $U = 0$; i.e. all along the line $\mathcal{N} \cap \Sigma_\ell$. This confirms the conclusion of the $t \rightarrow 0^+$ limiting argument used above.

It is interesting to note that this curvature singularity is due to N^A becoming null along $\mathcal{N} \cap \Sigma_\ell$, as opposed to any lack of ‘‘smoothness’’ of the surface at $U = 0$. To see this, we can consider the embedding of Σ_ℓ in Euclidean space. Then, the norm of N^A along $\mathcal{N} \cap \Sigma_\ell$ (i.e. $U = 0$) is

$$N^A N_A = 2V^2, \quad [\tilde{y}^A \in (\mathcal{N} \cap \Sigma_\ell) \in \mathbb{E}_5]. \quad (30)$$

Unlike the Minkowski case, $N^A N_A$ only vanishes at a single point on $\mathcal{N} \cap \Sigma_\ell$. We also obtain via computer

$$K^{\alpha\beta} K_{\alpha\beta} = \begin{cases} 0, & \alpha \in (0, \frac{1}{2}) \\ 2V^{-2}, & \alpha \in (\frac{1}{2}, \infty) \end{cases}, \quad (31)$$

where $\tilde{y}^A \in (\mathcal{N} \cap \Sigma_\ell) \in \mathbb{E}_5$. For $\alpha \in (\frac{1}{2}, \infty)$, we get a curvature singularity for $U = V = R = 0$, which is the position of the caustic in Figures 1 – 3. Interestingly enough, for $\alpha \in (0, \frac{1}{2})$ we see no singularity at all, despite the fact that $N^A N_A$ vanishes at $U = V = R = 0$. This is because the components of N^A themselves vanish at $U = V = R = 0$, which means that the unit normal n^A is finite and well defined (as may easily be verified). This is in agreement with Figures 4 and 5, which suggests that Σ_ℓ is smooth at the origin. We have also investigated the behaviour of the full $K_{\alpha\beta}$ 4-tensor evaluated along $\mathcal{N} \cap \Sigma_\ell$ in \mathbb{E}_5 and confirmed that the components are in general well-behaved, except at $V = 0$ for $\alpha \in (\frac{1}{2}, \infty)$. This reinforces our conclusion that the only Euclidean curvature singularity on Σ_ℓ is at $U = V = R = 0$ for $\alpha \in (\frac{1}{2}, \infty)$. The chief difference between the Minkowski and Euclidean embeddings is that n^A is infinite along $\mathcal{N} \cap \Sigma_\ell$ in the former case, while in the latter scenario the unit normal is well defined all over Σ_ℓ . Therefore, we can attribute the Minkowski line-like curvature singularity on Σ_ℓ to the divergence of the unit normal, and not to the lack of smoothness of the surface along $\mathcal{N} \cap \Sigma_\ell$.

In conclusion, the geometric structure of the big bang in 5D depends on one's definition of a singularity. If a singular location on Σ_ℓ is taken to be a place beyond which timelike geodesics cannot be extended, then the big bang is a point-like event in 5D. If a singular location is taken to be a place where curvature scalars on Σ_ℓ diverge, then the big bang manifests itself as a line in 5D. The distinction can be elucidated by asking whether an observer at $r = 0$ at time $t = t_0$ is ever in causal contact with points other than the γ_r caustic on $\mathcal{N} \cap \Sigma_\ell$. The trajectory of a light ray passing through $r = 0$ at $t = t_0$ is easily found from the null geodesic condition applied to the 4D metric (2):

$$r(t) = \frac{\alpha \ell^{-\alpha/(1-\alpha)} [t_0^{(\alpha-1)/\alpha} - t^{(\alpha-1)/\alpha}]}{(\alpha-1)}. \quad (32)$$

Substituting for r in (9) and taking the $t \rightarrow 0^+$ limit, we find that light arriving at $r = 0$ at any finite time t_0 must have come from $T = R = L = 0$ for $\alpha \in (\frac{1}{2}, \infty)$ and $T = -L \rightarrow -\infty$, $R = 0$ for $\alpha \in (0, \frac{1}{2})$. In other words, the only point on the $\mathcal{N} \cap \Sigma_\ell$ line inside the cosmological horizon of $r = 0$ is coincident with the position of the γ_r caustic. This is true for all reasonable values of α and t_0 . Because of isotropy, this must also be true for any finite value of r . Therefore, of all the points on Σ_ℓ where curvature scalars diverge, only the γ_r caustic is in causal contact with "normal" points on Σ_ℓ . *In a real physical sense, this means that the geometric structure of the singularity that gives rise to the observable universe is point-like in 5D.* Information from the rest of the line-like singularity on Σ_ℓ can never reach us within a finite amount of time. We feel that this is the best possible resolution to the issue of the geometric structure of the big bang in five dimensions.

IV. THE $\alpha \rightarrow 0$ AND $\alpha \rightarrow 1$ LIMITS, AND THE $\alpha = \frac{1}{2}$ PONCE DE LEON COSMOLOGY

The coordinate transformation (9) between the original Ponce de Leon metric (1) and the Minkowski metric (10) is undefined for $\alpha = 0$, $\frac{1}{2}$, and 1. Of these three possibilities, only the $\alpha = \frac{1}{2}$ case leads to a non-singular 5D metric tensor (1) in the x^A coordinate system. We will first discuss the cases for which the Ponce de Leon cosmologies themselves are ill-defined and then turn to the highly-symmetric $\alpha = \frac{1}{2}$ case.

In the limit $\alpha \rightarrow 0$, equation (5) implies that the equation of state of the induced matter is that of de Sitter space, namely $\rho + p = 0$. It is well known that the scale factor of the de Sitter universe grows exponentially in time, in contrast to the scale factor of the Ponce de Leon cosmologies which can only grow as fast as a power law. Therefore, it makes sense that de Sitter space corresponds to the $\alpha \rightarrow 0$ limit of (1) since it is for this case that the scale factor $\propto t^{1/\alpha}$ grows faster than any (finite) power of t . On the other hand, the $\alpha \rightarrow 1$ case has an

equation of state $\rho + 3p = 0$, which represents matter with no gravitational density by equation (7). The limiting value of the scale factor is $\propto t$ in this case, which is consistent with $q(\tau) \rightarrow 0$ in equation (8). This limit clearly corresponds to the empty Milne universe, which is known to have scale factor linear in time and matter with $\rho + 3p = 0$. It is interesting to note that $q(\tau) = 0$ would correspond to the osculating paraboloid of Σ_ℓ being cylindrical, which is precisely the situation intermediate to the $\alpha = 3/2$ case shown in Figure 1 and the $\alpha = 2/3$ case shown in Figure 3.

Now, as mentioned above, the $\alpha = \frac{1}{2}$ cosmology is the only case for which 5D metric (1) is well defined, but the transformation (9) is not. This cosmology represents the case intermediate between universes with a γ_r caustic at $T = R = L = 0$ (Figures 1 - 3) and those with a γ_r caustic at null infinity (Figures 4 and 5). The line element by (1) is

$$dS^2 = \ell^2 dt^2 - t^4 \ell^4 d\sigma^2 - t^2 d\ell^2. \quad (33)$$

By $t \rightarrow it$ this gives a metric with signature $(- - - - +)$, so the 4D spacetime is of the type used in Euclidean quantum gravity [11]. A further change $\ell \rightarrow i\ell$ gives back (33). The metric is also unchanged for $t \leftrightarrow \ell$ with one or the other of $t \rightarrow it$ and $\ell \rightarrow i\ell$. However, (33) with the last term taken with reversed sign is not a solution of the field equations $R_{AB} = 0$, as may be verified by computer. It is therefore not like the so-called "two-time" 5D metrics with signature $(+ - - - +)$ which satisfy $R_{AB} = 0$ and have been applied to vacuum waves [40] and cosmological inhomogeneities [41]. It can also be mentioned that the Ponce de Leon metric (1) does not satisfy $R_{AB} = 0$ if the last term is taken with reversed sign. Thus while (1) and (33) satisfy the field equations with a space-like extra dimension, they do not with a time-like extra dimension, which raises the possibility of testing the signature of higher-dimensional theory.

The model (33) also shares with (1) the property that the 5D Riemann-Christoffel tensor is $R_{ABCD} = 0$. This may be verified by computer. The scale factor in (33) varies as t^2 , which is faster than standard FRW models. It contains 4D matter which by (5) with $\tau \equiv \ell t$ is a perfect fluid with density $\rho = 3/2\pi\tau^2$ and pressure $p = -1/\pi\tau^2$. The equation of state is therefore $p = -2\rho/3$. The gravitational density (7) is $(\rho + 3p) = -\rho$, so the model is inflationary.

V. CONCLUSION

N -dimensional extensions of general relativity and particle physics are now numerous and include Kaluza-Klein theory, induced-matter theory, superstrings, supergravity, string theory and membrane theory. Among these possibilities, the Ponce de Leon models provide a concrete realization of cosmology in 5D because they embed the FRW solutions of general relativity along with their

properties of matter. Mathematically, a smooth local embedding of 4D solutions with a finite energy-momentum tensor in a class of 5D solutions of the vacuum field equations follows from Campbell's theorem. Physically, the 4D solutions exist on hypersurfaces of the 5D manifold, and represent matter-filled spacetimes because the 4D space is curved, even though in the Ponce de Leon case the 5D space is flat. What we have done in the present account is to concentrate on the physical consequences of how curved 4D cosmologies are embedded in the flat 5D Ponce de Leon cosmologies.

One of our main results is to use the algebraic transformation (9) from the models in FRW coordinates (1) to Minkowski coordinates (10) to obtain pictures of the big bang. Figures 1 – 5 elucidate the structure of several types of 4D universes by showing them as 2-surfaces embedded in a 3D space. The universes shown include standard models for late (matter-dominated) and early (radiation-dominated) epochs, as well as several inflationary cases. The congruence of comoving geodesics on any given Σ_ℓ hypersurface is found to radiate from a caustic at $t = 0$. The caustic appears at different 5D positions for models with $\alpha \in (0, \frac{1}{2})$ and $\alpha \in (\frac{1}{2}, \infty)$, but it always falls on the null ray \mathcal{N} . The curvature of the hypersurfaces diverges along the intersection of \mathcal{N} and

Σ_ℓ , but observers on Σ_ℓ are not in causal contact with any of the singular points in $\mathcal{N} \cap \Sigma_\ell$ except for the caustic in the comoving congruence. This leads us to conclude that the big bang is point-like in 5D. The case (33) where our coordinate transformation is undefined has been investigated numerically and is also inflationary.

This and other aspects of our work would repay an in-depth study. The main restriction on the results presented here is that they refer only to the Ponce de Leon solutions of the vacuum 5D field equations [28]. There is an extensive literature on other solutions of the these field equations [4]. Some of these are not 5D flat like the Ponce de Leon cosmologies. However, we see no impediment to extending our approach using embeddings to curved 5D solutions and $N(> 5)$ D solutions.

Acknowledgments

We thank A.D. Linde for discussions, NSERC for support and CIPA for hospitality. We would also like to thank the anonymous referees, whose suggestions greatly improved the presentation of our results.

-
- [1] S. W. Hawking and G. F. R. Ellis, *The Large Scale Structure of Space-Time* (Cambridge University Press, Cambridge, 1973).
 - [2] R. M. Wald, *General Relativity* (University of Chicago Press, Chicago, 1984).
 - [3] A. D. Linde, *Inflation and Quantum Cosmology* (Academic Press, Boston, 1990).
 - [4] P. S. Wesson, *Space-Time-Matter* (World Scientific, Singapore, 1999).
 - [5] A. D. Linde, Rep. Prog. Phys. **42**, 389 (1979).
 - [6] R. Brout, Phys. Rev. Lett. **43**, 417 (1979).
 - [7] A. H. Guth, Phys. Rev. D **23**, 347 (1981).
 - [8] R. N. Henriksen, A. G. Emslie, and P. S. Wesson, Phys. Rev. D **27**, 1219 (1983).
 - [9] W. B. Bonner, J. Math. Mech. **9**, 439 (1960).
 - [10] P. S. Wesson, Astron. Astrophys. **151**, 276 (1985).
 - [11] *Euclidean Quantum Gravity*, edited by G. W. Gibbons and S. W. Hawking (World Scientific, Singapore, 1993).
 - [12] A. Vilenkin, Phys. Lett. B **117**, 25 (1982).
 - [13] F. Darabi, W. N. Sajko, and P. S. Wesson, Class. Quant. Grav. **17**, 4357 (2000).
 - [14] J. E. Lidsey, C. Romero, R. Tavakol, and S. Rippl, Class. Quant. Grav. **14**, 865 (1997).
 - [15] *Modern Kaluza-Klein Theories*, edited by T. Appelquist, A. Chodos, and P. G. O. Freund (Addison-Wesley, Menlo-Park, 1987).
 - [16] J. E. Campbell, *A Course of Differential Geometry* (Clarendon Press, Oxford, 1926).
 - [17] S. Rippl, C. Romero, and R. Tavakol, Class. Quant. Grav. **12**, 2411 (1995).
 - [18] C. Romero, R. Tavakol, and R. Zalaletdinov, Gen. Rel. Grav. **28**, 365 (1996).
 - [19] E. Witten, Nucl. Phys. B **186**, 412 (1981).
 - [20] P. West, *Introduction to Supersymmetry and Supergravity* (World Scientific, Singapore, 1986).
 - [21] M. B. Green, J. H. Schwarz, and E. Witten, *Superstring Theory* (Cambridge University Press, Cambridge, 1987).
 - [22] M. J. Duff, Int. J. Mod. Phys. A **11**, 5623 (1996).
 - [23] D. Youm, hep-th/0004144 (2000).
 - [24] R. Maartens, hep-th/0004166 (2000).
 - [25] A. Chamblin, hep-th/0011128 (2000).
 - [26] D. Lynden-Bell, J. Katz, and I. H. Redmount, Mon. Not. R. astr. Soc. **239**, 201 (1989).
 - [27] W. Rindler, Phys. Lett. A **276**, 52 (2000).
 - [28] J. Ponce de Leon, Gen. Rel. Grav. **20**, 539 (1988).
 - [29] P. S. Wesson, Astrophys. J. **394**, 19 (1992).
 - [30] P. S. Wesson, Astrophys. J. **436**, 547 (1994).
 - [31] P. S. Wesson, Astrophys. J. **440**, 1 (1995).
 - [32] D. J. McManus, J. Math. Phys. **35**, 4889 (1994).
 - [33] A. A. Coley and D. J. McManus, J. Math. Phys. **36**, 335 (1995).
 - [34] G. Abolghasem, A. A. Coley, and D. J. McManus, J. Math. Phys. **37**, 361 (1996).
 - [35] K. Lake, P. J. Musgrave, and D. Pollney, *GR Tensor* (Department of Physics, Queen's University, Kingston, Canada, 1995).
 - [36] H. Liu and B. Mashhoon, Ann. Phys. (Leipzig) **4**, 565 (1995).
 - [37] P. S. Wesson, H. Liu, and S. S. Seahra, Astron. Astrophys. **358**, 425 (2000).
 - [38] M. Lipshutz, *Theory and Problems of Differential Geometry, Schaum's Outline Series* (McGraw-Hill, New York, 1969).
 - [39] A. D. Linde, Scientific American **271**, 48 (1994).

- [40] A. Billyard and P. S. Wesson, *Gen. Rel. Grav.* **28**, 129 (1996).
- [41] A. Billyard and P. S. Wesson, *Phys. Rev. D* **53**, 731