

Improved Iterative Decoding for Perpendicular Magnetic Recording

E. Papagiannis*, C. Tjhai*, M. Ahmed[†], M. Ambroze*, M. Tomlinson*

*Fixed and Mobile Communications Research, University of Plymouth, Plymouth, PL4 8AA, United Kingdom

[†]Centre for Research in Information Storage Technology, University of Plymouth, PL4 8AA, United Kingdom

email: {epapagiannis,ctjhai,mahmed,mambroze,mtomlinson}@plymouth.ac.uk

Abstract—An algorithm of improving the performance of iterative decoding on perpendicular magnetic recording is presented. This algorithm follows on the authors' previous works on the parallel and serial concatenated turbo codes and low-density parity-check codes. The application of this algorithm with signal-to-noise ratio mismatch technique shows promising results in the presence of media noise. We also show that, compare to the standard iterative decoding algorithm, an improvement of within one order of magnitude can be achieved.

I. INTRODUCTION

Longitudinal recording has been the standard method in magnetic recording for decades. Recent research has shown that this method seems to reach its physical limits in the near future due to the superparamagnetic effects. On the other hand, the technique which has been known prior to the longitudinal recording—perpendicular recording, has recently been the centre of research attention. Perpendicular magnetic recording offers promising increased in recording densities, up to 1 Terabit per square inch seems feasible [1]. As the areal density is increased, however, the signal processing aspects of magnetic recording becomes more difficult. Sources of distortion including media noise, electronics and head noise, jitter noise, inter-track interference, thermal asperity, partial erasure and dropouts become more apparent and unless appropriate mitigation techniques are present, signals cannot be retrieved reliably from the recording media.

Since the discovery of turbo codes, soft-decision iterative decoding has been shown to be able to provide significant coding gain over the conventional detection method on magnetic recording. The utilisation of iterative decoding on the concatenation of partial-response (PR) channel and powerful error-correcting codes such as low-density parity-check (LDPC) and turbo codes has been proposed in many literatures. Iterative decoding is a reduced-complexity method to achieve the optimum solution—the maximum-likelihood solution and as such, iterative decoding is sub-optimal.

In this paper, we present a method to improve the sub-optimality of the iterative decoding and demonstrate its applications to perpendicular magnetic recording in the presence of media noise. The improved method, which is known as the Received-Vector-Coordinate-Modification (RVCM) algorithm, follows on the previous works of the authors [2],[3],[4],[5],[6].

This work was partly funded by the Overseas Research Students award and the Data Storage Network, UK.

This method is similar to the works of [7] and [8]. This paper also investigates the use of signal-to-noise ratio (SNR) mismatch [9] to mitigate the effect of media noise.

The rest of the paper is organised as follows. Section II describes the perpendicular recording channel used. The description of the RVCM algorithm is outlined in Section III and the performance of this algorithm is demonstrated in Section IV. Section V concludes this paper.

II. PERPENDICULAR RECORDING CHANNEL MODEL

Fig. 1 shows the block diagram of the perpendicular recording system model used in this paper. The user data, denoted as a_k , is a sequence of input symbols taking values of $\{0, 1\}$. Some error-protection redundancy is added to the sequence a_k by the error-correcting-codes (ECC) encoder forming codeword sequence c_k . To simulate the write current, the sequence c_k is mapped to $\{-1, +1\}$ according to $2c_k - 1$ operation. The scaling factor of 0.5 is to ensure the transition takes values of $\{-1, 0, +1\}$.

We assume that the read head produces zero voltage in the region of magnetic transitions and some voltage in the region of constant magnetic polarity. We approximate the single-transition step response, denoted as $s(t)$, using the hyperbolic-tangent function [10]:

$$s(t) = A \cdot \tanh\left(\ln(3)\frac{t}{PW_{50}}\right) \quad (1)$$

where A is the saturation level or the amplitude from zero to peak (normalised to unity) and PW_{50} is the time taken for $s(t)$ to go from $-A/2$ to $+A/2$. It is assumed that t and PW_{50} are normalised to the symbol period, T . Throughout the paper, it is assumed that $PW_{50} = 1.4$. We define the response of two adjacent transitions (dibit-response) $p(t)$ as:

$$p(t) = s(t) - s(t - 1) \quad (2)$$

and the readback signal $r(t)$ is simply the convolution of c_k and $p(t)$ plus some noise:

$$r(t) = \sum_k c_k p(t - kT) + n(t) \quad (3)$$

where $n(t)$ is the overall noise in the recording system which consists of media, jitter and electronic noise, i.e. $n(t) = n_m(t) + n_j(t) + n_e(t)$.

The media noise, $n_m(t)$ originates from the imperfections of the media and its effect is significant in the magnetic

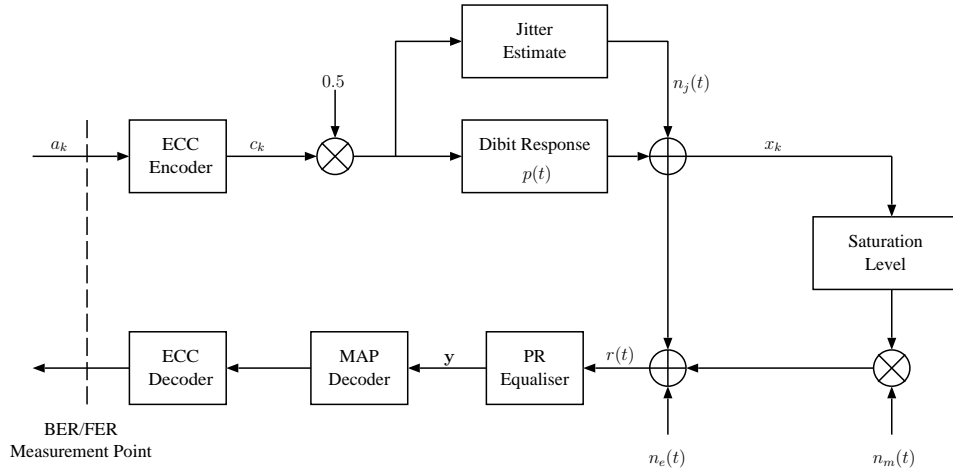


Fig. 1. Perpendicular recording system model

transition regions. Typically, media noise is approximately four times the electronic noise at transition regions. In our system model, we consider the media noise as Additive-White-Gaussian-Noise (AWGN) with mean of 0 and variance of σ_m^2 , which exists in the transition region only. As shown in Fig. 1, the media saturation noise depends on the saturation level and it is evaluated as $1 - (x_k/A)^2$. Unlike media noise which is media dependent, the jitter noise $n_j(t)$ is due to timing imperfection only. To model the sampling jitter noise, $n_j(t)$, the n th order Taylor approximation is used. The jitter estimation block shown in Fig. 1 is done with 6th order Taylor series expansion of $s(t)$. The jitter probability density function is assumed to be uniform, limited by a maximum value. The electronic noise, $n_e(t)$ is AWGN with mean of 0 and variance of σ_e . The recording system in Fig. 1 caters for many different simulation cases with varying degree of electronics, media and sampling jitter noise. We define the channel SNR as:

$$\text{SNR} = 10 \log_{10} \left(\frac{1}{2(\sigma_e^2 + \sigma_m^2)} \right) \quad (4)$$

The noisy readback signal is equalised to (4, 6, 4, 2) PR target which is only optimal for electronic noise at the considered PW_{50} [11]. It serves for comparison purposes only. The Maximum-a-Posteriori (MAP) decoder of the PR channel exchanges extrinsic with the ECC decoder to deliver solution which is used for performance evaluation.

III. RECEIVED-VECTOR-COORDINATE-MODIFICATION (RVCM) ALGORITHM

It has been shown that the RVCM algorithm provides considerable coding gain for parallel and serial concatenated turbo codes [3],[4] and LDPC codes [6]. The algorithm can be applied directly to perpendicular recording and is described briefly below.

A. Description of the Algorithm

Let $\mathbf{y} = \{y_0, y_1, \dots, y_n\}$ denote an n -tuple vector at the output of the MAP decoder, that is the a-posteriori probability (APP) of the MAP decoder. Let $\mathbf{l} =$

$\{l_0, l_1, \dots, l_n\}$ denote the reliability sequence of \mathbf{y} , where $l_i = \log(\Pr(y_i|+1)/\Pr(y_i|-1))$. Assume that i_{\max} is an integer where $1 \leq i_{\max} \leq n$ and $\mathbf{p} \subseteq \{0, 1, \dots, n-1\}$ is a vector of length i_{\max} .

- Step 1.** Store the vector \mathbf{l} , let the integer i be initialised to 0.
- Step 2a.** Set $l'_{\mathbf{p}_i} = l_{\mathbf{p}_i}$ and $l_{\mathbf{p}_i} = -\infty$. Restart the iterative decoder, store the decoded vector ($\mathbf{d}_{\mathbf{p}_i}^-$).
- Step 2b.** Set $l_{\mathbf{p}_i} = +\infty$. Restart the iterative decoder, store the decoded vector ($\mathbf{d}_{\mathbf{p}_i}^+$) and restore $l_{\mathbf{p}_i}$, i.e. $l_{\mathbf{p}_i} = l'_{\mathbf{p}_i}$.
- Step 3.** If $i < i_{\max}$ then set $i = i + 1$ and continue to **Step 2**. Otherwise, stop the algorithm and from the list of all decoded vectors $\mathbf{d}_{\mathbf{p}_i}^- \cup \mathbf{d}_{\mathbf{p}_i}^+$, $\forall i \in \{0, 1, \dots, i_{\max} - 1\}$, choose a decoded vector that has the minimum euclidean distance. It is assumed that the iterative decoder always outputs a codeword.

From the steps above, it is clear that the complexity of the algorithm depends on i_{\max} .

B. Critical Symbols

One of the major obstacles concerning the RVCM algorithm is the difficulty in finding the symbol(s) that, if modified, can converge the iterative decoder to the maximum-likelihood solution [3],[4]. These symbols are referred as the critical symbols and their distribution is uniform with no sign of vulnerable or favourite symbol positions. On the other hand, due to their uniform distribution, it is likely that we can find one of the critical symbols if we confine our search to a small group, i.e. keeping the value of i_{\max} low. In this way, we can reduce the computational complexity for the price of sub-optimum performance. As we will show later that, the gain obtained by confining i_{\max} to a small value is still significant compared to the performance of the standard iterative decoder.

There are various methods for selecting the critical symbols, see [6] for details. In this paper, we restrict the selection to one method only, that is the reliability of the APP at the output of the MAP decoder.

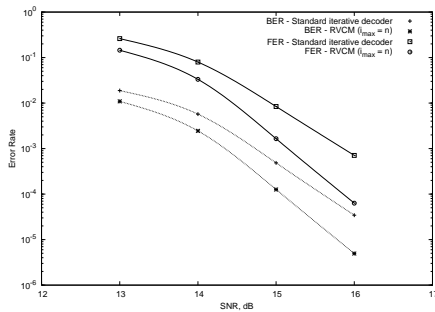


Fig. 2. Error performance of RVCM decoder on the turbo code in the presence of electronic noise only

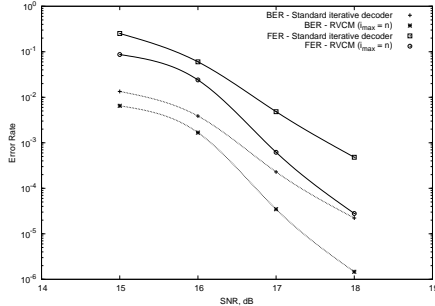


Fig. 3. Error performance of RVCM decoder on the turbo code in the presence of electronic and media noise

IV. RVCM PERFORMANCE

We evaluate the performance of the RVCM algorithm on some short-block length turbo and LDPC codes. Fig. 2 and 3 show the error rate performance of the turbo code under the standard iterative and RVCM decoders. The turbo code considered is the $b/b + 1$ tail-biting turbo code¹, where $b = 3$, $k = 198$ and $n = 278$ with S -interleaver. Significant improvement is noticed and the increase in performance gets better as SNR increases. It is worth noting that the results in Fig. 3 were obtained using SNR mismatch technique. With this technique, the improvement in performance over standard iterative decoder is even greater as SNR increases. In the presence of media noise, SNR mismatch methods do not provide the same performance as observed with electronics noise only [9], however better targets for media noise are being investigated by the authors.

¹C. Berrou once referred this code as duo-binary turbo code.

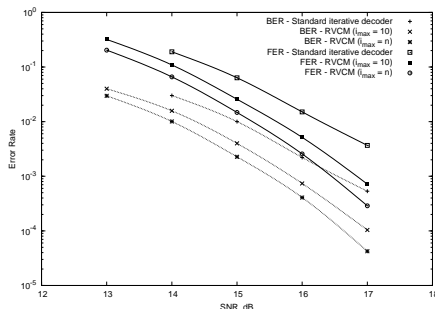


Fig. 4. Error performance of RVCM decoder on the (127, 84) cyclic LDPC code in the presence of electronic and media noise

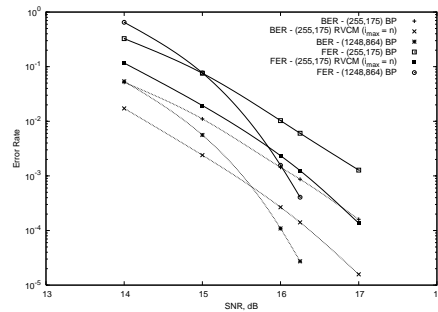


Fig. 5. Performance of the (255, 175) cyclic and (1248, 864) codes in the presence of electronic and media noise

Similar performance improvement is observed for the LDPC codes, see Fig. 4. The (127, 84) cyclic LDPC code, which has minimum-distance of 9, was constructed using a method described in [12]. As mentioned earlier, the RVCM algorithm allows one to trade off the performance against the computational complexity. From Fig. 4, despite the performance obtained by setting $i_{\max} = 10$ is approximately 0.3dB inferior to that by setting $i_{\max} = n$, the coding gain from the standard iterative decoding is significant. For the case of $i_{\max} = 10$, we select the critical symbols based on the reliability measure at the output of the MAP decoder. From the vector \mathbf{l} , we construct a vector \mathbf{p} of length i_{\max} such that $l_{p_0} < l_{p_1} < l_{p_2} < \dots < l_{p_{i_{\max}-1}}$. In Fig. 5, we compare the performance of the (255, 175) cyclic code and that of the (1284, 864) quasi-cyclic code. We can see that the RVCM algorithm provides significant gain, within one order of magnitude improvement, over the BP algorithm. At approximately 3×10^{-5} BER, the performance of the cyclic code with RVCM is within 0.6dB away from the longer code under BP decoding.

V. CONCLUSIONS

We have shown that the application of the RVCM algorithm to perpendicular magnetic recording shows promising results. Simulation results show that improvement of within one order of magnitude is possible. Short block length offers an attractive error-correction scheme in which RVCM algorithm can be fully exploited by setting $i_{\max} = n$. A bank consisting of $2i_{\max}$ parallel RVCM decoders can be built on chips and the decoding of short-block length data has low latency. The performance of longer block-length codes, up to a certain error-rate, can be outperformed by the application of RVCM algorithm to shorter codes. The exact point, at which the longer codes start to perform better, depends on the code structure.

We also extended our investigations on using some non binary cyclic LDPC codes [13] and we observe similar improvement as in the binary cases. Further investigations in identifying the critical symbols will allow the application of RVCM algorithm to long powerful codes.

ACKNOWLEDGEMENT

The authors would like to thank Prof. Barry K. Middleton of University of Manchester for the channel noise discussion.

REFERENCES

- [1] R. Wood, "The feasibility of magnetic recording at 1 Terabit per square inch," *IEEE Trans. Magn.*, vol. 36, pp. 36–42, Jan. 2000.
- [2] E. Papagiannis, M. A. Ambroze, and M. Tomlinson, "Received Vector Codeword Modification (RVCM)." UK Patent Application 0320126.6, Jul. 2003.
- [3] E. Papagiannis, M. A. Ambroze, and M. Tomlinson, "Analysis of non convergence blocks at low and moderate snr in scc turbo schemes," *SPSC 2003 8th International workshop on Signal Processing for Space Communications, Catania, Italy*, pp. 121–128, Sep. 2003.
- [4] E. Papagiannis, M. A. Ambroze, and M. Tomlinson, "Approaching the ml performance with iterative decoding," *International Zurich Seminar on Communications, Zurich, Switzerland*, pp. 220–223, Feb. 2004.
- [5] C. J. Tjhai, E. Papagiannis, M. Tomlinson, M. A. Ambroze, and M. Z. Ahmed, "Improved iterative decoder for LDPC codes with performance approximating to a maximum likelihood decoder." UK Patent Application 0409306.8, Apr. 2004.
- [6] E. Papagiannis, M. Ambroze, and M. Tomlinson, "Improved Decoding of Low-Density Parity-Check Codes with Low, Linearly Increased Added Complexity." Submitted to ISIT 2005, Jan. 2005.
- [7] H. Pishro-Nik and F. Fekri, "Improved Decoding Algorithms for Low-Density Parity-Check Codes," *Proc. 3rd Intl. Symp. on Turbo Codes, Brest, France*, pp. 117–120, 2003.
- [8] N. Varnica and M. Fossorier, "Belief Propagation with Information Correction : Improved Near Maximum-Likelihood Decoding of Low-Density Parity-Check Codes," *Proc. of IEEE Intl. Symp. Inform. Theory (ISIT), Chicago, USA*, p. 343, July 2004.
- [9] W. Tan and J. Cruz, "Signal-to-Noise Ratio Mismatch for Low-Density Parity-Check Coded Magnetic Recording Channels," *IEEE Trans. Magn.*, vol. 40, pp. 498–506, Mar. 2004.
- [10] H. Sawaguchi, Y. Nishida, H. Takano, and H. Aoi, "Performance Analysis of Modified PRML Channels for Perpendicular Recording Systems," *J. Magn. Magn. Mater.*, vol. 235, pp. 265–272, 2001.
- [11] M. Madden, M. Öberg, Z. Wu, and R. He, "Read Channel for Perpendicular Magnetic Recording," *IEEE Trans. Magn.*, vol. 40, pp. 241–246, Jan. 2004.
- [12] R. Horan, C. Tjhai, M. Tomlinson, M. Ambroze, and M. Ahmed, "A Finite-Field Transform Domain Construction of Binary Low-Density Parity-Check Codes." Submitted to ITW 2005, Jan. 2005.
- [13] C. Tjhai, M. Tomlinson, R. Horan, M. Ambroze, and M. Ahmed, "GF(2^m) Low-Density Parity-Check Codes Derived from Cyclotomic Cosets." Submitted to ISIT 2005, Jan. 2005.