

Passage of Vortices through Mesoscopic Superconducting Loops

Jorge Berger^a and Jacob Rubinstein^b

^a*Department of Physics, Technion, 32000 Haifa, Israel*

^b*Department of Mathematics, Technion, 32000 Haifa, Israel*

We study the order parameter in a doubly connected superconducting sample embedded in a uniform magnetic field. There exist narrow ranges of the field for which the order parameter vanishes along a line, parallel to the field. Some of the features of the vortex found here are very different from those of the vortices encountered in type II superconductivity.

The question of where and under what conditions an individual vortex appears (or disappears) is still an interesting problem [1,2,3,4,5]. Here we consider an unusual setup: that of the Little-Parks experiment [6,7], *i.e.* a superconducting loop which encloses a magnetic flux.

We find that when the enclosed flux is approximately half a quantum there is a narrow range for which a vortex is present in the loop. As the magnetic field is increased, the vortex appears at the outer boundary, moves towards the inner boundary, and there it disappears. At the vortex there is a line (parallel to the magnetic field) where the order parameter vanishes and the supercurrent circulates around it so that it carries a unit of quantum fluxoid. But besides these defining properties, this vortex is quite atypical: it is highly anisotropic; it exists in a region of space which is much narrower than the coherence length; it can stay in equilibrium at any distance from the boundary (the position is a continuous function of the magnetic field); it is insensitive to the London penetration depth and bears no connection with the Ginzburg-Landau parameter κ which characterizes type II superconductivity and its critical fields.

Our starting point is a cylindrical shell of superconducting material, with inner radius R , outer radius $R+w$ and height h , where R , w and h are constants. In early experiments [6] h was much larger than R and w , whereas recent experiments [7] meet the opposite situation. We consider a uniform magnetic field parallel to the axis of the shell and study the onset of superconductivity. In this regime the magnetic field is unaffected by the supercurrents and the Ginzburg-Landau equation is linearized to the eigenvalue problem

$$H_0\psi_0 = (i\nabla - 2\pi\mathbf{A}/\Phi_0)^2\psi_0 = \psi_0/\xi_0^2 = E_0\psi_0. \quad (1)$$

ψ_0 is the order parameter, \mathbf{A} is the magnetic potential, Φ_0 is the quantum of fluxoid ($\Phi_0 > 0$) and ξ_0 is the coherence length at the onset of superconductivity. The notations for the function ψ_0 , the operator H_0 and the eigenvalue E_0 have been introduced to remind of the eigenfunction, the Hamiltonian and the energy in a perturbation problem. Eq. (1) is subject to the condition that $(i\nabla - 2\pi\mathbf{A}/\Phi_0)\psi$ has no normal component at the boundaries. (For the moment, $\psi = \psi_0$.) The solution to this eigenvalue problem is [8]

$$\psi_0 = \mathcal{R}_m(r)e^{-mi\theta}, \quad (2)$$

where r and θ are cylindrical coordinates (ψ_0 does not depend on the axial coordinate), m is the integer for which the lowest value of E_0 is obtained, and \mathcal{R}_m is a known function, which depends on the magnetic field and involves a combination of Kummer functions, adjusted to meet the boundary conditions. Roughly, m is the number of flux quanta enclosed by the shell.

We perturb now the problem and consider a sample which is not a perfect cylindrical shell. To fix ideas, we still keep h and R constant, but take a nonuniform width

$$D(\theta) = w \left(1 + \frac{\epsilon}{2} \sum_{j \neq 0} \beta_j e^{ji\theta} \right), \quad (3)$$

where w is the average width, $\epsilon \ll 1$ and $\beta_{-j} = \bar{\beta}_j$. The ‘‘Hamiltonian’’ is still H_0 , but the eigenvalue and the eigenfunction are perturbed by the change in the boundary geometry. We write $\psi = \psi_0 + \epsilon\psi_1 + \epsilon^2\psi_2 + \dots$ and $E = E_0 + \epsilon E_1 + \epsilon^2 E_2 + \dots$, where ψ is the order parameter and $E^{-1/2}$ the coherence length. The eigenvalue in our problem is related to the temperature T by

$$R^2 E = (T_c - T)/(T_c - T_R), \quad (4)$$

where T_c is the critical temperature in the absence of magnetic field and T_R the temperature at which the coherence length equals the internal radius R . The only reason for the requirement of a ‘‘mesoscopic’’ sample is to widen the temperature scale $T_c - T_R$; our formalism is valid for arbitrary positive R , w and h , and may cover the entire range from a very thin ring to an almost full disk.

To proceed, we define a metric by integrating in the *unperturbed* region: $(\phi_1, \phi_2) = \int_0^{2\pi} d\theta \int_R^{R+w} r dr \bar{\phi}_1 \phi_2$. It follows that

$$(\phi_1, H_0\phi_2) - (H_0\phi_1, \phi_2) = (R+w) \int_0^{2\pi} \left(\phi_2 \frac{\partial \bar{\phi}_1}{\partial r} - \bar{\phi}_1 \frac{\partial \phi_2}{\partial r} \right) d\theta. \quad (5)$$

We obtain the sequence of equations $(H_0 - E_0)\psi_1 = E_1\psi_0$, $(H_0 - E_0)\psi_2 = E_1\psi_1 + E_2\psi_0$, etc. The difference

between this procedure and standard perturbation theory is that H_0 is *not Hermitian*; instead, it obeys Eq. (5). To take this into account, we need $\partial\psi_i/\partial r$, evaluated at $r = R + w$. To obtain this we expand ψ around $r = R + w$ and require to all orders of ϵ that the normal current vanishes at $r = R + D(\theta)$. In this way we obtain that $E_1 = 0$; the expressions for ψ_1 and E_2 are lengthy and will be reported elsewhere.

Let us (rather arbitrarily) define Φ as the magnetic flux enclosed by the “representative” circle $r = R + w/2$. Near $\Phi = (m + \frac{1}{2})\Phi_0$, there is a flux Φ_m^* at which the values of E_0 for $\psi_0 = \mathcal{R}_m(r) \exp(-mi\theta)$ and for $\psi_0 = \mathcal{R}_{m+1}(r) \exp(-[m+1]i\theta)$ coalesce and we have a degenerate situation. As this situation is approached, ψ_1 diverges and a different perturbation scheme is required. In this case we write $2\pi\mathbf{A} = [\Phi_m^*(R + w/2)^{-2} + \delta\epsilon\Phi_0 R^{-2}]r\hat{\theta}$, and proceed by degenerate perturbation theory, taking (5) into account. This time $E_1 \neq 0$. Writing $\psi_0 = \mathcal{R}_m(r) \exp(-mi\theta) - \gamma\mathcal{R}_{m+1}(r) \exp(-[m+1]i\theta)$, with the normalization $\mathcal{R}_m(R) = \mathcal{R}_{m+1}(R) = 1$, leads to a system of equations for γ and E_1 . This system has two solutions and we choose the one with lower E_1 .

The value of E provides the temperature at which the shell becomes superconducting. We have calculated it for a sample with a reasonable experimental shape: $D(\theta) = 0.2R - 0.01R\cos(\theta)$. The results are shown in Fig. 1. A customary approximation (*e.g.* [7]) for results in a thick shell is obtained by averaging the one-dimensional result for ideally thin shells. This procedure gives $E_{\text{av}} = \int (\pi Br/\Phi_0 - m/r)^2 dr/w$, where B is the magnetic field, m is the integer that minimizes this expression and the integral is from R to $R + w$.

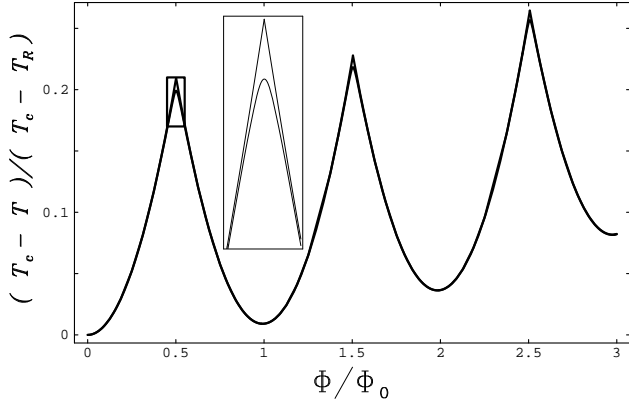


FIG. 1. Temperature T for the onset of superconductivity as a function of the magnetic flux Φ enclosed by the “representative” circle. The lower curve corresponds to the formalism developed here; for comparison, E_{const} (see text) has also been drawn. The inset shows an enlarged view of the region enclosed by the rectangle. The lower curve in the inset looks smooth, but was calculated using three different algorithms in different regions: $m = 0$, degenerate perturbation and $m = 1$; likewise, near $\Phi = 1.5\Phi_0$, $m = 1$, degenerate perturbation and $m = 2$ match smoothly, and so on.




FIG. 2. Contour plot of the absolute value of the order parameter in a narrow radial slice of the superconducting shell, for increasing values of the magnetic field. The horizontal coordinate is $|\theta|$, in the region $0 \leq |\theta| \leq 0.0002\pi$; the vertical coordinate is $R \leq r \leq 1.19R$. The plane $\theta = 0$ is located at the left of each frame. In (a), $|\psi|$ has a minimum at the line ($r = 1.19R, \theta = 0$). In (b), ψ vanishes along this line in the outer boundary and the vortex appears. As the magnetic field increases, the vortex moves towards the inner boundary $r = R$ and reaches it in (e). In (f), $|\psi| > 0$ everywhere and the vortex has disappeared.

A somewhat better approximation is obtained by taking \mathcal{R}_m constant. This gives $E_{\text{const}} = \int (\pi Br/\Phi_0 - m/r)^2 r dr / \int r dr$. E_{const} is also shown in Fig. 1 for comparison. We see that E_{const} is quite a good approximation, but it exhibits cusps when the value of m changes, whereas for our treatment E is smooth. This qualitative difference does not arise from the dependence of \mathcal{R}_m on r ; what happens is that the superposition of two values of m produces a sinusoidal dependence of $|\psi|^2$ on θ [9].

In Fig. 2 we show contour plots of $|\psi|$ in a narrow radial strip next to $\theta = 0$ for six equidistant fluxes between $\Phi = 0.501364\Phi_0$ and $\Phi = 0.501382\Phi_0$. We have chosen an example with the width D symmetric about $\theta = 0$ and $\theta = \pi$, so that the plots can be continued by plac-

ing a mirror at $\theta = 0$. As Φ increases close to $\Phi_0/2$, $|\psi|$ decreases at the axial line ($r = R + D(0), \theta = 0$), until in frame (b) $\psi(R + D(0), 0) = 0$: this is the field at which the vortex appears. In general, the vortex is located at $\theta = \arg(-\bar{\beta}_1)$; for our symmetric example, the vortex is created where the shell is thinnest. As the flux is increased further, the equilibrium position of the vortex moves towards the inner boundary, which is reached in frame (e). If the field is increased further, the vortex disappears.

Knowing $\psi(r, \theta)$, we can evaluate the supercurrent. Fig. 3 shows the streamlines for the same fluxes considered in Fig. 2. Each frame shows 1/20 of the shell, with the plane $\theta = 0$ at the left.




FIG. 3. Streamlines in a piece of the superconducting shell, for the same magnetic fields as in Fig. 2. The coordinates are the same as in Fig. 2, but now $0 \leq |\theta| \leq 0.1\pi$. In (a) and (b) we see streamlines through $\theta = 0$ that carry electric current to the right (assuming that the magnetic field comes out of the page). These streamlines circulate around the superconducting loop (enclose the hollow region). At the right we see part of the screening currents, in clockwise circuits that do not enclose the hollow region. In (c) we see two counterclockwise streamlines around the quantum vortex, three streamlines around the loop and the screening currents at the right. In (d) the vortex has moved towards the inner boundary; the current around the loop has now become counterclockwise. As the magnetic field increases, the vortex moves down until it disappears and the counterclockwise current around the loop increases. The bottom frame shows a “panoramic” view of half of the shell, $0 \leq |\theta| \leq \pi$. The magnetic field is the same as in (d). The thick lines are streamlines and the thin lines are lines of constant $|\psi|$. On this scale, $|\psi|$ looks independent of r and the currents around the vortex and around the loop do not show up.

In conclusion, we have found an example of quantum vortices whose existence is governed by the flux enclosed rather than by the local magnetic field. The condition for existence is a nearly periodic function of the flux. If a vortex exists and the fluxoid number is known, the flux is determined within a very narrow range. Likewise, the position of the vortex is a function of the entire sample rather than of local defects. It should be stated, however, that the magnetic field in the superconducting material itself does govern the nature of these vortices. For instance, if the field is constant in the region $r \leq R + w/2$ and has opposite sign outside this region, then, as Φ increases close to $\Phi_0/2$, a vortex and an antivortex form at a point somewhere in the middle of the shell; as the flux increases further, the vortex moves from this point towards the inner boundary and the antivortex towards the outer boundary, until they disappear. Moreover, if the field vanishes in the shell, then the vortex becomes a *cut*, i.e. the order parameter vanishes on a surface that connects the inner and the outer boundaries.

This research was supported by the US-Israel Binational Science Foundation. J. B. was also supported by the Israel Science Foundation.

-
- [1] A. A. Abrikosov, Sov. Phys. JETP **19**, 988 (1964); C. P. Bean and J. D. Livingston, Phys. Rev. Lett. **12**, 14 (1964); L. Kramer, Phys. Lett. A **24**, 571 (1967).
 - [2] R. D. Parks, J. M. Mochel and L. V. Surgent, Phys. Rev. Lett. **13**, 331 (1964); L. G. Aslamazov and A. I. Larkin, JETP Lett. **9**, 87 (1969); V. V. Schmidt, Sov. Phys. JETP **30**, 1137 (1970); K. K. Likharev, Sov. Phys. JETP **34**, 906 (1972).
 - [3] T. Yamashita and L. Rinderer, J. Low Temp. Phys. **24**, 695 (1976); H. Frahm, S. Ullah and A. T. Dorsey, Phys. Rev. Lett. **66**, 3067 (1991); F. Liu, M. Mondello and N. Goldenfeld, Phys. Rev. Lett. **66**, 3071 (1991); S. H. Brongersma *et al.*, Phys. Rev. Lett. **71**, 2319 (1993); M. Machida and H. Kaburaki, Phys. Rev. Lett. **71**, 3206 (1993); R. Kato, Y. Enomoto and S. Maekawa, Phys. Rev. B **47**, 8016 (1993); G. Stejic *et al.*, Phys. Rev. B **49**, 1274 (1994); A. Gurevich and L. D. Cooley, Phys. Rev. B **50**, 13 563 (1994); P. Lobotka *et al.*, Physica C **229**, 231 (1994); C. Bolech, G. Buscaglia and A. López, Phys. Rev. B **52**, R15 719 (1995).
 - [4] D. Saint-James, G. Sarma and E. J. Thomas, *Type II superconductivity* (Pergamon, Oxford, 1969); W. H. Zurek, Phys. Rep. **276**, 177 (1996); G. W. Crabtree and D. R. Nelson, Physics Today, April 1997, p. 38.
 - [5] K. W. Schwarz, Phys. Rev. Lett. **64**, 1130 (1990); R. J. Donnelly, *Quantized Vortices in Helium II* (Cambridge Univ. Press, Cambridge, 1991); T. Frisch, Y. Pomeau and S. Rica, Phys. Rev. Lett. **69**, 1644 (1992); Y. Pomeau and S. Rica, Phys. Rev. Lett. **71**, 247 (1993); U. C. Täuber and D. R. Nelson, Phys. Rep. **289**, 157 (1997).
 - [6] W. A. Little and R. D. Parks, Phys. Rev. Lett. **9**, 9 (1962); R. P. Groff and R. D. Parks, Phys. Rev. **176**, 567 (1968).
 - [7] V. V. Moshchalkov *et al.*, Nature **373**, 319 (1995); X. Zhang and J. C. Price, Phys. Rev. B **55**, 3128 (1997).

- [8] R. B. Dingle, Proc. R. Soc. London, Ser. A **211**, 500 (1952);
D. Saint-James, Phys. Lett. **15**, 13 (1965); R. Benoist and
W. Zwerger, Z. Phys. B103, 377 (1997); V. V. Moshchalkov,
X. G. Qiu and V. Bruyndoncx, Phys. Rev. B **55**, 11 793
(1997).
- [9] J. Berger and J. Rubinstein, SIAM J. Appl. Math., in press.