

Phase measurement of photon-assisted tunneling through a quantum dot

A. P. JAUHO¹ and NED S. WINGREEN²

¹ *Mikroelektronik Centret, Technical University of Denmark, Bldg 345east
DK-2800 Lyngby, Denmark*

² *NEC Research Institute, 4 Independence Way, Princeton, NJ 08540*

(received 12 June 1997; accepted in final form 12 June 1997)

PACS. 73.20.Dx – Electron states in low-dimensional structures (superlattices, quantum well structures and multilayers).

PACS. 73.23.Hk – Coulomb blockade; single-electron tunneling.

PACS. 73.23.–b – Mesoscopic systems.

PACS. 73.40.Gk – Tunneling.

Abstract. – Recent double-slit interference experiments [Schuster *et al.*, *Nature* **385** (1997) 417] have demonstrated the possibility of probing the phase of the complex transmission coefficient of a quantum dot via the Aharonov-Bohm effect. We propose an extension of these experiments: an ac voltage imposed on the side gate with the concomitant photonic sidebands leads to additional structure both in the amplitude and in the phase of the Aharonov-Bohm signal. Observation of these effects would be a definitive proof of coherent absorption and reemission of photons from the ac source.

Phase coherence is the hallmark of all mesoscopic transport phenomena. Yet normal transport measurements yield information only about the magnitude of the transmission amplitude, and not its phase. In a groundbreaking set of experiments, Yacoby *et al.* [1] and Schuster *et al.* [2] recently demonstrated that a phase measurement is nevertheless possible in a mesoscopic double-slit geometry. Their experimental protocol can be summarized as follows: A magneto-transport measurement is performed on an Aharonov-Bohm ring with a quantum dot fabricated in one of its arms. If the quantum dot supports coherent transport, the transmission amplitudes through the two arms interfere. A magnetic field induces a relative phase change, $2\pi\Phi/\Phi_0$, between the two transmission amplitudes, t_0 and t_{QD} , leading to an oscillatory conductance $g(B) = (e^2/h)\mathcal{T}(B)$, with

$$\mathcal{T}(B) = \mathcal{T}^{(0)} + 2\text{Re}\{t_0^*t_{QD}e^{2\pi i\Phi/\Phi_0}\} + \dots, \quad (1)$$

where Φ is the flux threading the ring, $\Phi_0 = hc/e$ is the flux quantum, and where the ellipsis represents higher harmonics due to multiple reflections. In the experiments, an oscillatory magnetoconductance of this form was clearly observed thus demonstrating coherent transmission through the dot [1, 2]. Furthermore, controlling the potential on the dot with a

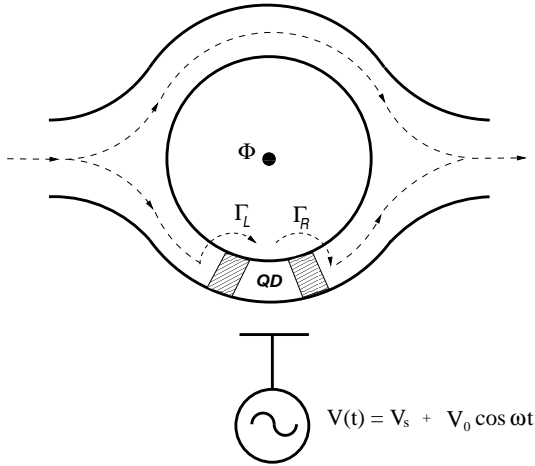


Fig. 1. – Schematic lay-out of the proposed double-slit interference experiment. The device consists of an Aharonov-Bohm ring with a quantum dot (QD) in one arm. A time-dependent voltage $V(t)$ is applied to the quantum dot via a side gate. (Four-terminal measurement is implied to eliminate the effects of multiple reflections in the ring.)

side-gate voltage (see fig. 1 for a schematic lay-out), allowed measurement of the phase shift of the transmission amplitude t_{QD} through the dot [2]. The success of these experiments gave rise to a number of other works which concentrated on refining the interpretation of the experimental results [3, 4, 5, 6]. Yet, the experiments also suggest application to other phase-coherent transport processes. One particular example which has been of considerable recent interest, both experimentally [7, 8, 9, 10, 11] and theoretically [12, 13, 14, 15, 16, 17], is photon-assisted tunneling. While photon-assisted tunneling (PAT) is intrinsically a coherent phenomenon, existing measurements of PAT are insensitive to the phase of the transmitted electrons and do not directly demonstrate coherence in the presence of the time-dependent field. Here we propose a measurement of photon-assisted tunneling through a quantum dot in the mesoscopic double-slit geometry described above. In essence, we propose a combination of the experiments of Kouwenhoven *et al.* [8, 11] where a microwave modulated side-gate voltage gave rise to photon-assisted tunneling through a quantum dot, and the interference experiments of refs. [1] and [2].

For an experiment of this type, we calculate the coherent transmission amplitude through the quantum dot in the presence of an arbitrarily strong ac potential applied to the side gate. Our theoretical results indicate that phase-coherent absorption and reemission of photons can be unambiguously demonstrated via phase measurements at the sidebands of the main transmission resonance. In addition, for large driving amplitudes the phase shift associated with the main transmission resonance can be reversed from its usual behavior, providing a direct demonstration of coherence in a strong ac potential.

We focus on transport in the neighborhood of a single Coulomb oscillation peak associated with a single nondegenerate electronic level of the quantum dot [18]. The effect of the ac side-gate voltage is described entirely through the time-dependent energy of this level

$$\epsilon(t) = \epsilon_0(V_s) + V_{ac} \cos \omega t, \quad (2)$$

where the static energy of the level ϵ_0 depends on the dc side-gate voltage V_s . All other levels on the dot can be neglected provided the ac amplitude, V_{ac} , and the photon energy, $\hbar\omega$, are

small compared to the level spacing on the dot.

In the absence of an ac potential, a suitable model for the transmission amplitude $t_{QD}(\epsilon)$ through the dot is the Breit-Wigner form,

$$t_{QD}(\epsilon) = \frac{-i\sqrt{\Gamma_L\Gamma_R}}{\epsilon - \epsilon_0(V_s) + i\Gamma/2}, \quad (3)$$

where $\Gamma = \Gamma_L + \Gamma_R$ is the full width at half maximum of the resonance on the dot due to tunneling to the left and right leads. Eq. (3) implies a continuous phase accumulation of π in the transmission amplitude as the Coulomb blockade peak is traversed. (Note that the Breit-Wigner form is exact for a noninteracting system with Γ independent of energy.)

In the dynamic case, the simple Breit-Wigner description must be generalized, and the object to evaluate is the S -Matrix element [19, 20]. Provided interactions in the leads can be neglected, the elastic transmission amplitude $t_{QD}(\epsilon)$ can be written as the energy conserving part of the S -Matrix between the left lead and the right lead

$$\lim_{\epsilon' \rightarrow \epsilon} \langle \epsilon', R | S | \epsilon, L \rangle = \delta(\epsilon' - \epsilon) t_{QD}(\epsilon). \quad (4)$$

The S -Matrix is simply related to the retarded Green function of the level on the dot, including both tunneling to the leads and the ac potential [19]

$$\langle \epsilon', R | S | \epsilon, L \rangle = -i \frac{\sqrt{\Gamma_L\Gamma_R}}{2\pi} \iint dt dt_1 e^{i(\epsilon't - \epsilon t_1)} G^r(t, t_1). \quad (5)$$

Combining eqs. (4) and (5) allows us to write

$$t_{QD}(\epsilon) = -i\sqrt{\Gamma_L\Gamma_R} \langle A(\epsilon, t) \rangle_t, \quad (6)$$

where the brackets denote a time average, and where

$$A(\epsilon, t) = \int dt_1 e^{i\epsilon(t-t_1)} G^r(t, t_1). \quad (7)$$

For the time-dependent energy level given by eq. (2), we find [20]

$$G^r(t, t_1) = -i\theta(t - t_1) \exp \left[-\frac{\Gamma}{2}(t - t_1) - i \int_{t_1}^t dt' \epsilon(t') \right] \quad (8)$$

so that

$$\langle A(\epsilon, t) \rangle_t = \sum_{k=-\infty}^{\infty} \frac{J_k^2(V_{ac}/\hbar\omega)}{\epsilon - \epsilon_0(V_s) - k\hbar\omega + i\Gamma/2}. \quad (9)$$

A combination of eqs. (6) and (9), evaluated at the Fermi energy, gives the relevant transmission amplitude, and hence the amplitude of the Aharonov-Bohm oscillations at $T = 0$ K. At finite temperatures one must compute $t_{QD} = \int d\epsilon (-\partial f_0/\partial \epsilon) t_{QD}(\epsilon)$ where $f_0(\epsilon)$ is the Fermi function, and the final result is

$$t_{QD} = \left(-\frac{\Gamma}{4\pi T} \right) \sum_{k=-\infty}^{\infty} J_k^2(V_{ac}/\hbar\omega) \psi' \left[\frac{1}{2} - \frac{i}{2\pi T} (\mu - \epsilon_0(V_s) - k\hbar\omega + i\frac{\Gamma}{2}) \right], \quad (10)$$

where ψ' is the derivative of the digamma function, and μ is the chemical potential in the leads.

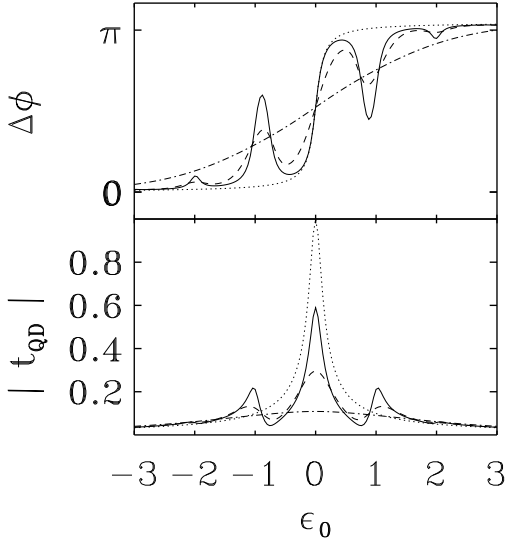


Fig. 2. – Temperature dependence of the phase shift $\Delta\phi$ (top panel) and the square of the amplitude (bottom) of t_{QD} . The level-width is $\Gamma/2 = 0.1$, in terms of which the other parameters are $V_{ac} = 1.0$, $\omega = 1.0$, and $T = 0$ (solid line), 0.1 (dashed line), 0.5 (dash-dotted line). For comparison, the $T = 0$ time-independent results are shown as dots, cf. eq.(3).

Eq.(10) is the main result of this paper, and in what follows we shall evaluate it in several cases of interest. We emphasize that a conventional conductance measurement would yield information only about the time average of *the square* of the transmission amplitude, and the double-slit geometry is necessary in order to probe the phase. Figure 2 shows the computed magnitude of t_{QD} (bottom) and its phase (top), as a function of the level energy $\epsilon_0(V_s)$. As compared to the time-independent case (shown as a dotted line), several features are noteworthy. The magnitude of t_{QD} shows photonic side-bands, reminiscent of those seen in transmission through a microwave modulated quantum dot [8]. However, there is an important difference from the usual case of photon-assisted tunneling. The amplitude of the Aharonov-Bohm oscillation is sensitive only to the time average of the transmission amplitude t_{QD} . Hence only elastic transmission through the dot contributes, *i. e.*, the net number of photons absorbed from the ac field must be zero. The sideband at say $\epsilon = \epsilon_0(V_s) - \hbar\omega$ corresponds to a process in which an electron first absorbs a photon to become resonant at energy $\epsilon_0(V_s)$, and subsequently reemits the photon to return to its original energy. The requirement that the net photon absorption be zero also satisfies the quantum mechanical dictate that interference is only possible if no trace is left of the passage of the electron through the quantum dot.

Perhaps most interesting are the features appearing in the phase: the phase shift shows a non-monotonic behavior, with pronounced resonances located at the energies corresponding to the photonic side-bands. The strengths of these phase resonances are strongly dependent on the ac amplitude V_{ac} , and in fig. 3 we show the computed signal as a function of both $\epsilon_0(V_s)$ and the amplitude of modulation. In fig. 4 we highlight another interesting consequence of eq.(10): it is possible to entirely *quench* the main transmission peak (bottom panel), or *change the sign* of the slope of the phase at resonance by adjusting the ratio $V_{ac}/\hbar\omega$ to coincide with a zero of the Bessel function J_0 (top). This phenomenon is mathematically analogous to the recently observed absolute negative conductivity in THz-irradiated superlattices [9]; in our

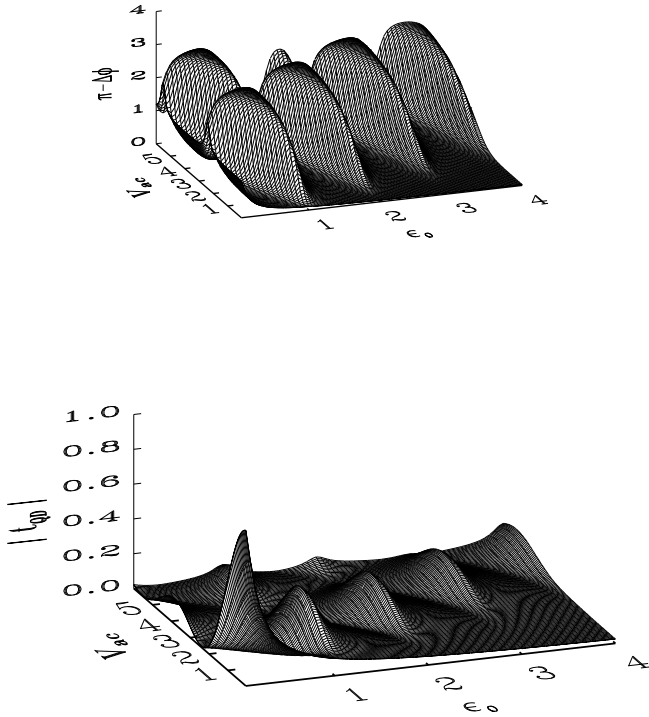


Fig. 3. – The phase shift $\pi - \Delta\phi$ (top panel) and the square of the amplitude (bottom) for $\omega = 1.0, \Gamma/2 = 0.1, T = 0$. The energy axis corresponds to $\epsilon_0(V_s)$ with $\mu = 0$.

case, however, it is the *phase* rather than the current that displays this behavior.

In summary, we have proposed an experiment to probe phase-coherence in a quantum dot driven by a strong ac potential. The phase measurement relies on the mesoscopic double-slit geometry pioneered in refs. [1] and [2]. The amplitude of Aharonov-Bohm oscillations reflects the amplitude for coherent transmission through the dot with zero net absorption of photons. We find that coherent absorption and reemission of photons can be unambiguously detected via phase measurement at sidebands of the main transmission resonance through the quantum dot.

The authors acknowledge useful comments from Karsten Flensberg, Ben Yu-Kuang Hu, and Andreas Wacker.

REFERENCES

- [1] A. YACOBY, M. HEIBLUM, D. MAHALU, and H. SHTRIKMAN, *Phys. Rev. Lett.*, **74** (1995) 4047.
- [2] R. SCHUSTER, E. BUKS, M. HEIBLUM, D. MAHALU, V. UMANSKY, and H. SHTRIKMAN, *Nature*, **385** (1997) 417.
- [3] A. LEVY YEYATI AND M. BÜTTIKER, *Phys. Rev. B*, **52** (1995) R14360.
- [4] A. YACOBY, R. SCHUSTER, and M. HEIBLUM, *Phys. Rev. B*, **53** (1995) 9583.

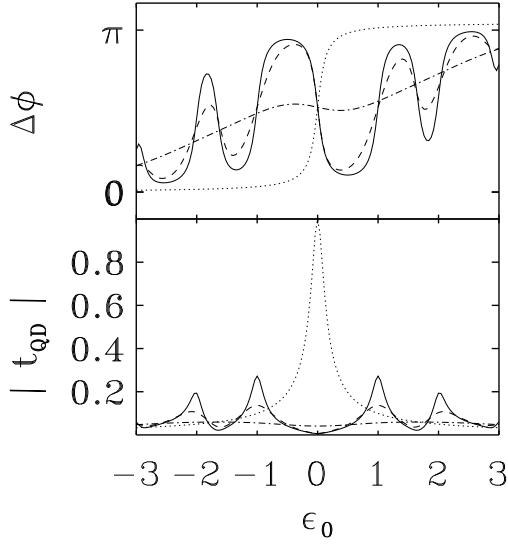


Fig. 4. – Temperature dependence of the phase shift (top panel) and the amplitude (bottom) of t_{QD} , for $V_{ac} = 2.405$, $\omega = 1.0$, $\Gamma/2 = 0.1$, $T = 0, 0.1, 0.5$, with linetypes as in fig. 2. Note the qualitative differences as compared to fig. 2: suppression of the main transmission peak, and the negative slope of the phase shift at $\epsilon_0 = 0$.

- [5] G. HACKENBROICH AND H. A. WEIDENMÜLLER, *Phys. Rev. Lett.*, **76** (1996) 110; *Phys. Rev. B*, **53** (1996) 16379.
- [6] C. BRUDER, R. FAZIO, and H. SCHOELLER, *Phys. Rev. Lett.*, **76** (1996) 114.
- [7] P. S. S. GUIMARÃES, B. J. KEAY, J. P. KAMINSKY, S. J. ALLEN, JR., P. F. HOPKINS, A. C. GOSSARD, L. T. FLOREZ, and J. P. HARBISON, *Phys. Rev. Lett.*, **70** (1993) 3792.
- [8] L. KOUWENHOVEN, S. JAUHAR, J. ORENSTEIN, P. L. MCEUEN, Y. NAGAMUNE, J. MOTOHISA, and H. SAKAKI, *Phys. Rev. Lett.*, **73** (1993) 3443.
- [9] B. J. KEAY, S. ZEUNER, S. J. ALLEN, JR., K. D. MARANOWSKI, A. C. GOSSARD, U. BHATTACHARYA, and M. J. W. RODWELL, *Phys. Rev. Lett.*, **75** (1995) 4102.
- [10] S. ZEUNER, B. J. KEAY, S. J. ALLEN, JR., K. D. MARANOWSKI, A. C. GOSSARD, U. BHATTACHARYA, and M. J. W. RODWELL, *Phys. Rev. B*, **53** (1996) 1717.
- [11] T. H. OOSTERKAMP, L. P. KOUWENHOVEN, A. E. A. KOOLEN, N. C. VAN DER VAART, and C. J. P. M. HARMANS, *Phys. Rev. Lett.*, **78** (1997) 1536.
- [12] D. SOKOLOVSKI, *Phys. Rev. B*, **37** (1988) 4201.
- [13] C. BRUDER and H. SCHÖLLER, *Phys. Rev. Lett.*, **72** (1994) 1076.
- [14] M. WAGNER, *Phys. Rev. Lett.*, **76** (1996) 4010.
- [15] J. IÑARREA and G. PLATERO, *Europhys. Lett.*, **34** (1996) 43.
- [16] T. H. STOOFF and YU. V. NAZAROV, *Phys. Rev. B*, **53** (1996) 1050.
- [17] C. A. STAFFORD and N. S. WINGREEN, *Phys. Rev. Lett.*, **76** (1996) 1916.
- [18] U. MEIRAV and E.B. FOXMAN, *Semicond. Sci. Technol.*, **10** (1995) 255.
- [19] N. S. WINGREEN, K. W. JACOBSEN, and J. W. WILKINS, *Phys. Rev. B*, **40** (1989) 11834.
- [20] N. S. WINGREEN, A. P. JAUHO, and Y. MEIR, *Phys. Rev. B*, **48** (1993) 8487; A. P. JAUHO, N. S. WINGREEN, and Y. MEIR, *Phys. Rev. B*, **50** (1994) 5528.