

# On the approach to equilibrium of an Hamiltonian chain of anharmonic oscillators

Giorgio Parisi

Dipartimento di Fisica, Università *La Sapienza*,

INFN Sezione di Roma I

Piazzale Aldo Moro, Roma 00185, Italia

August 13, 2018

## Abstract

In this note we study the approach to equilibrium of a chain of anharmonic oscillators. We find indications that a sufficiently large system always relaxes to the usual equilibrium distribution. There is no sign of an ergodicity threshold. The time however to arrive to equilibrium diverges when  $g \rightarrow 0$ ,  $g$  being the anharmonicity.

A debated issue is the approach to equilibrium of an Hamiltonian system. A well studied problem is a chain of anharmonic oscillators. The first numerical simulations have been done more than 40 years ago [1]: the authors found that for sufficiently small anharmonicity the system does not go to the usual Boltzmann Gibbs equilibrium and there is strong memory of the initial conditions especially if the system starts from a relatively smooth configuration, i.e. only long wave length modes are populated.

In the case of a finite system the KAM theorem [2] states that for small anharmonicity  $g$  the behaviour of the system is not ergodic and there is a threshold value of the anharmonicity at which the system becomes ergodic. Unfortunately the KAM theorem cannot be applied in the limit of infinite volume systems and no conclusions can be obtained from the KAM theorem in the case of a very long chain.

This is not a *technical* problem: when the volume becomes infinite the spectrum of the frequencies of the harmonic Hamiltonian becomes continuous. This phenomenon destroys the no-resonance condition which is at the heart of the KAM theorem. Indeed naive arguments would suggest that for small anharmonicity  $g$  the time  $\tau$  needed to reach equilibrium diverges as  $g^{-2}$ . It was also argued [3, 4] that the system is always reaching equilibrium and that a simple physical argument implies that the time  $\tau$  cannot diverge at small  $g$  faster than  $\exp(A/g)$ .

A careful study of the original Fermi-Pasta-Ulam system can be found in [5, 6, 7, 8]. In this case the degrees of freedom of our system are  $N$  variables  $q_i$  and  $p_i$ . The Hamiltonian is

$$H = \sum_{i=1, N} \left( \frac{p_i^2}{2} + \frac{(q_i - q_{i+1})^2}{2} + g \frac{(q_i - q_{i+1})^4}{4} \right), \quad (1)$$

where we impose periodic boundary conditions (i.e.  $N + 1 \equiv 1$ ). Indications for the absence of an ergodicity threshold and for a divergent equilibration time were found in [8].

In this note we have studied a different Hamiltonian, i.e.

$$H = \sum_{i=1,N} \left( \frac{p_i^2}{2} + \frac{q_i^2}{2} + \frac{(q_i - q_{i+1})^2}{2} + g \frac{q_i^4}{4} \right). \quad (2)$$

In the first case the harmonic Hamiltonian (i.e. in the case where  $g = 0$ ) contains all the frequencies squared which go from 0 to 2, while in the second case the frequencies squared of the harmonic Hamiltonian go from 1 to 3. Moreover if we populate only the modes with Fourier transform concentrated at small momenta, in the first case the range is the interval  $[0, \epsilon]$  in the second  $[1, 1 + \epsilon]$ , where  $\epsilon$  is of the order of the square of the maximum momentum. In other words in the first case the spectrum of excitation is always wide, while in the second case is quite narrow. This difference in the form of the energy spectrum may have drastic implications on the speed of the approach to equilibrium.

In this note we have done a careful analysis of the numerical simulations, paying a particular attention to the choice of the initial condition.

The initial conditions we use are

$$\begin{aligned} p_i &= \sum_{k=1, N/16} \left( a_k \cos\left(\frac{2\pi ki}{N}\right) + b_k \sin\left(\frac{2\pi ki}{N}\right) \right) \\ x_i &= \sum_{k=1, N/16} \left( c_k \cos\left(\frac{2\pi ki}{N}\right) + d_k \sin\left(\frac{2\pi ki}{N}\right) \right) \end{aligned} \quad (3)$$

In this way only Fourier modes for  $k \leq N/16$  are different from zero at time  $t = 0$ . For  $g = 0$  this property will remain valid at all time.

The solution of the Hamiltonian equations (for  $g = 0$ ) is

$$\begin{aligned} p(t)_i &= \sum_{k=1, N/16} \left( a(t)_k \cos\left(\frac{2\pi ki}{N}\right) + b(t)_k \sin\left(\frac{2\pi ki}{N}\right) \right) \\ x(t)_i &= \sum_{k=1, N/16} \left( c(t)_k \cos\left(\frac{2\pi ki}{N}\right) + d(t)_k \sin\left(\frac{2\pi ki}{N}\right) \right), \end{aligned} \quad (4)$$

where

$$\begin{aligned} a(t)_k &= a_k \cos(\omega(k)t) + c_k \omega(k)^{-1} \sin(\omega(k)t), & c(t)_k &= c_k \cos(\omega(k)t) + a_k \omega(k) \sin(\omega(k)t), \\ b(t)_k &= b_k \cos(\omega(k)t) + d_k \omega(k)^{-1} \sin(\omega(k)t), & d(t)_k &= d_k \cos(\omega(k)t) + b_k \omega(k) \sin(\omega(k)t), \end{aligned} \quad (5)$$

where

$$\omega(k) = (1 + (2\pi k/N)^2)^{-1/2} \quad (6)$$

The variables  $a, b, c$  and  $d$  can be chosen randomly at the initial time. The advantage of a random choice is to allow an analytic computation. Moreover in the case of a random choice we can perform an ensemble average which damps the oscillations which are present for any particular choice of the initial condition. In this way, after the average, we obtain a smoother dependence on the time.

In this note we consider the ensemble

$$\begin{aligned} a_k &= \frac{1}{2} \cos(\phi_k) & b_k &= \frac{1}{2} \sin(\phi_k), \\ c_k &= \frac{\omega(k)}{2} \cos(\psi_k) & d_k &= \frac{\omega(k)}{2} \sin(\psi_k), \end{aligned} \quad (7)$$

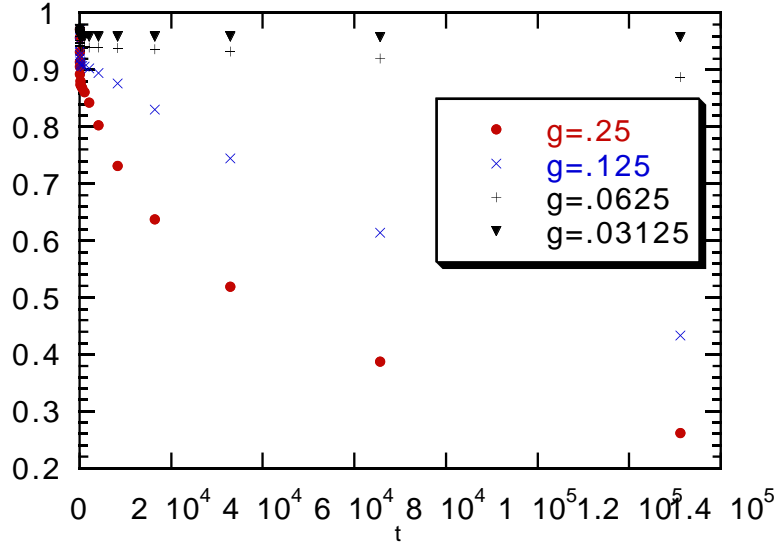


Figure 1: The function  $\Delta(t)$  as function of the time  $t$  for various values of  $g$  (i.e. .25,.125 .0625, 03125).

where  $\phi_k$  and  $\psi_k$  are random variables uniformly distributed in the interval  $0 - 2\pi$ .

In the infinite volume limit this ensemble (as far local observables are concerned) is equivalent to the one in which variables  $a, b, c$  and  $d$  are uncorrelated random variables with variance

$$\langle a_k^2 \rangle = \langle b_k^2 \rangle = \frac{1}{2} \quad \langle c_k^2 \rangle = \langle d_k^2 \rangle = \frac{A_k^2}{2} \quad (8)$$

The Gaussian ensemble has the advantage to be invariant under the time evolution when  $g = 0$ . We have used the ensemble define in eq. (7) in order to start from a system with fixed value of the total energy in the limit  $g = 0$ . In this way we suppress fluctuations of the total energy present in the Gaussian ensemble which are potentially annoying especially for small system.

The aim of this note is to study the time dependence of the ensemble average of various local observables in the case of a large system. Here we report results for  $N = 8192$ , simulations at smaller value of  $N$  (i.e.  $N = 2048$  and  $N = 16384$  do not differ significantly). The time evolution was done by integrating (in double precision) the Hamiltonian equations of motion with a small time step with the leap frog method (we have done simulations with  $\delta t = 0.05$  and  $\delta t = .025$  and we have found no significant differences). All the averages are done on an ensemble of ten different initial conditions.

The main quantity on which we concentrated our attention is  $\Delta$ , defined as

$$\Delta(t) = \frac{\overline{\sum_i q_i q_{i+1}}}{\overline{\sum_i q_i^2}} \quad (9)$$

We have chosen the quantity  $\Delta(t)$  for the following reasons:

- It is an intensive quantity which can be measured with high precision.

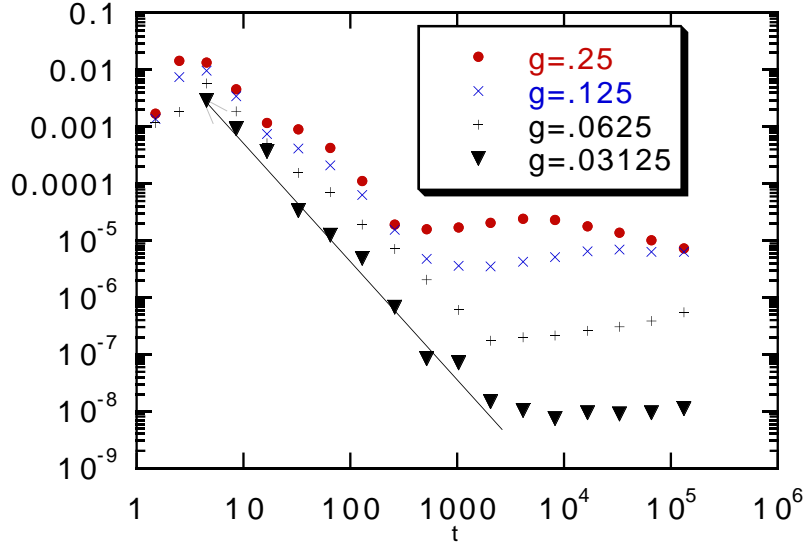


Figure 2: The function  $D(t)$  as function of the time  $t$  for various values of  $g$  (i.e. .25,.125 .0625, 03125) on a double logarithmic scale. The line is proportional to  $1/t^2$ .

- At  $g = 0$  it does not depend on  $t$ .
- It starts from a high value ( $\approx .97$ ) at  $t = 0$  and it must be zero in the Boltzmann Gibbs ensemble. Its value is therefore a very good indicator of equilibration.

The dependence of  $\Delta(t)$  on  $t$  is shown in fig.(1) for some values of  $g$ .

We notice that the data at  $g = .25$  are very well fitted at times larger than  $10^3$  by a stretched exponential, i.e.  $\Delta(t) \propto \exp(-(t/\tau_{exp})^{1/2})$ , with  $\tau_{exp} \approx .7 \cdot 10^5$ . Decreasing the value of  $g$  the stretched exponential regime sets in at larger and larger values of time.

The first impression would be that there is an ergodicity threshold, i.e. for  $g > g_T$   $\Delta(t)$  goes to zero at  $t$  infinity, while for  $g < g_T$   $\Delta(t)$  goes to a non zero value at  $t$  infinity. The value of  $g_T$  could be naively estimated around .05.

The presentation of the data is misleading and this impression is wrong. We show in fig.(2) the data for

$$D(t) \equiv \frac{\partial \log(\Delta(t))}{\partial t}. \quad (10)$$

We see that there are two regimes, at short times (up to a few hundreds)  $D(t)$  decays as a power of the time (i.e. as  $t^{-\alpha}$  with an exponent  $\alpha$  near 1.5). At larger values of time the dependence of  $D(t)$  flattens, indicating roughly an exponential decay. The data at very large times for  $g = .25$  decrease again, by this happens in the region where  $\Delta(t)$  is much smaller than 1, indicating a stretched exponential behaviour in the tail at very large times. In any case it is quite clear that there is no threshold and that the behaviour for different values of  $g$  is quite similar, the only difference is that the time scales are much larger when  $g$  becomes smaller.

The time needed to equilibrate (i.e.  $\tau(g)$ ) is essentially the inverse of the value of  $D(t)$  in the region where it is roughly constant. Given this rather complex behaviour of  $D(t)$  this

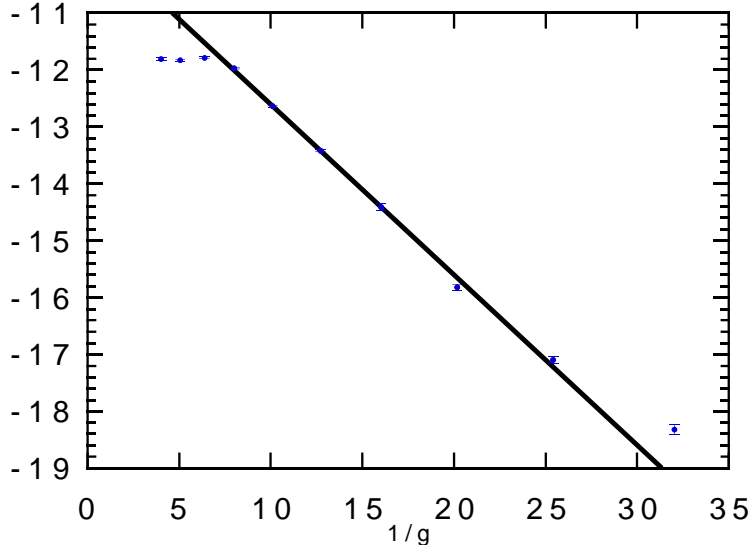


Figure 3: We plot of  $\ln(\tilde{\tau}_M(g))$  versus  $g^{-1}$ . The line is a linear plot with slope .3.

definition is slightly ambiguous. We have firstly studied the  $g$  dependence of the quantity  $\tau_M(g)$  defined as

$$\tau_M(g) \equiv D(t)^{-1}|_{t=t_M} \quad (11)$$

where  $t_M$  is the largest time in our simulations, i.e.  $t_M = 2.5 \cdot 10^8$ . Obviously the choice of  $t_M$  will influence the dependence of  $\tau_M(g)$  on  $g$ .

The  $g$  dependence of the  $\tau_M(g)$  give us a qualitative information on the  $g$  dependance of the relaxation time. In order to do something better we should be able to compare the values of  $D(t, g)$  at homologous values of the time. This will be done later. For the moment let us stick to the definition eq. 11. The results for this definition of  $\tau_M(g)$  are shown in fig.3 on a logarithmic scale.

There is a region where the data are compatible with exponential behaviour i.e.  $\tau_M \propto \exp(-A/g)$  with  $A=.3$ . The fit is good in an intermediate region, it does not work at large values of  $g$  (as expected), however some deviations are observed at small values. We have tried a power fits (i.e.  $\tau_M \propto g^{-\lambda}$ ; the value of the exponent is around 5, but the fits are not good.

This analysis shows that this naive estimate of the correlation time does not show any sign of a threshold behaviour. In order to estimate better the dependence of the equilibration time on  $g$  we have to do something more systematic. An obvious solution would be to compute the time needed to reach a fixed value of  $\Delta$  (e.g. .5) or better to measure the time decay constant in the stretched exponential regime. In order to implement such an approach one has to follow the system for a very large time. Here we have followed a different strategy which can be implemented doing much shorter simulations.

A possible alternative definition of the correlation time could be done if we compare the curves for  $D$  at homologous times. We note that all the curves for  $D$  have a minimum at a time which increases by decreasing  $g$ . A different estimate of the equilibration time ( $\tau(g)$ )

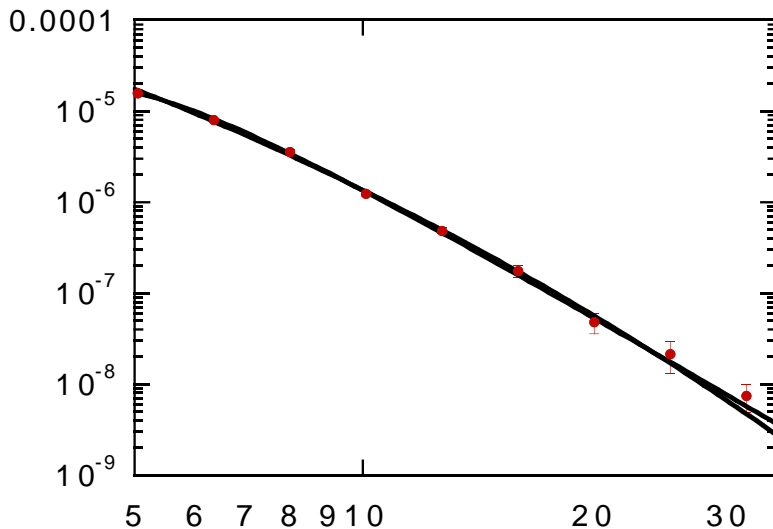


Figure 4: We plot  $\tau^{-1}$  versus  $g^{-1}$ , in a logarithmic scale where  $\tau$  is the value of  $D(t)$  at its first minimum. The two curves are proportional to  $\exp(-Ag^\gamma)$ , with  $\gamma = .3$  and to  $ag^5 + bg^6$  respectively.

would be the function  $D(t)$  evaluated at the minimum.

Using this definition of  $\tau(g)$  we plot the function  $\tau(g)^{-1}$  versus  $g$  in fig. (4). We can now fit the data in fig. (4) both as  $B \exp(-Ag^\gamma)$  (with  $B = 1.6, A = 7.1$  and  $\gamma = .29$ ) or as  $ag^5 + bg^6$  (with  $a = .22$  and  $b = -.85$ ).

The two fits are equally good and we cannot distinguish among them. They have rather different theoretical implications:

- If the equilibration time diverges exponentially when  $g \rightarrow 0$ , this effect should be invisible in perturbation theory and it would be a non perturbative effects. In this case we could define in the framework of perturbation theory a non trivial equilibrium state, which would become unstable as a consequence of non perturbative effects.
- A power like divergence of the correlation time (when  $g \rightarrow 0$ ) is a perturbative effect which should be computable in the framework of perturbative expansion.

We have also explored if we can find some rescaling of the data for  $D(t, g)$  from one value of  $g$  to an other value of  $g$ . In the short time region we expect that  $D(t, g) = gf(t)$ . In order to take care of this dependence on  $g$  we have defined

$$\tilde{D}(t, g) = g^{-1}D(t, g). \quad (12)$$

In a similar way  $\tilde{\tau}(g)$  is the value of  $\tilde{D}(t, g)$  at the first minimum. It would be interesting to see if some simple scaling law is satisfied. We have tried with the scaling  $\tilde{D}(t, g) = \tilde{\tau}(g)^{-1}f(t/\tilde{\tau}(g))$ , but it does not work nicely. We have tried a different scaling, i.e.  $\tilde{D}(t, g) = \tilde{\tau}(g)^{-1}f(\ln(t)/\ln(\tilde{\tau}(g)))$ , and the results are much better, although the scaling is not perfect (see fig. 5).

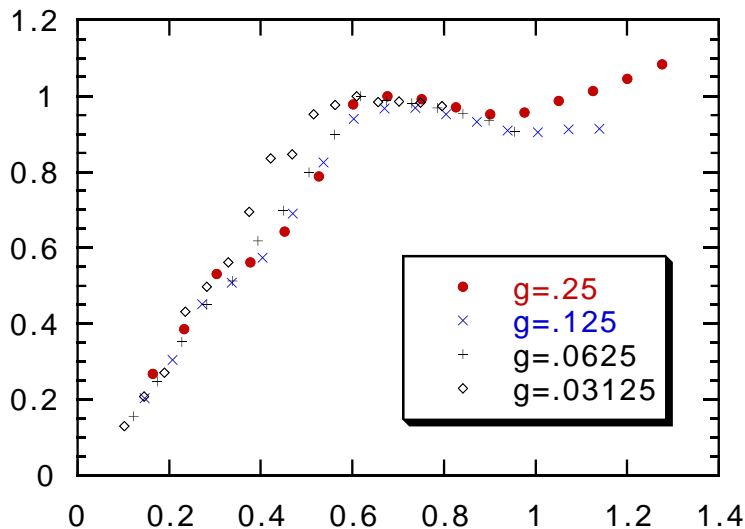


Figure 5: We plot of  $\tilde{\tau}(g)\tilde{D}(t, g)$  versus  $\ln(t)/\ln(\tilde{\tau}(g))$ , in a logarithmic scale for various values of  $g$  (i.e. .25,.125 .0625, 03125).

We have also done numerical simulations in which we have used a different initial condition. Instead of eq. 6 we have used the modified form

$$\omega(k) = (1 + 3g \langle x^2 \rangle + (2\pi k/N)^2)^{-1/2}, \quad (13)$$

where  $\langle x^2 \rangle$  is determined in a self consistent way. This initial condition takes care of the first order perturbative corrections to the probability distribution and it is characterized by a smaller value of  $\Delta$  at short times. The simulations have a quite similar behaviour. One finds a very good power fit of the data for  $\tau(g)$  of the form  $Ag^{-4.2}$ . The exponent for the time seems slightly different and this may be an effect of the way in which it has been defined. A more careful study is needed to obtain the precise  $g$ -dependence of the equilibration time. It is interesting to recall that in the study of the original Fermi-Pasta-Ulam model a power law divergence of the equilibration time was found in [8], although exponent is smaller (i.e.  $\tau \propto g^{-3}$ ).

We have presented further evidence that a long chain of anharmonic oscillators always locally equilibrates in the infinite volume limit and that the equilibration time diverges in the limit of zero anharmonicity. The precise form of this divergence is not fully determined. More careful numerical experiments (also on other non linear equations) should be able to settle the question.

## Acknowledgments

It is a pleasure for me to thank S. Franz and R. Livi for useful discussions.

## References

- [1] E. Fermi, J. Pasta, and S. Ulam, Los Alamos Report LA-1940 (1955), in *Collected papers of Enrico Fermi*, edited by E. Segré, (University of Chicago, Chicago, 1965), Vol. 2, p. 978.
- [2] A.N. Kolmogorov, Dokl. Akad. Nauk. SSSR **98**, 527 (1954); V.I. Arnold, Russ. Math. Surv. **18**, 9 (1963); J. Moser, Nachr. akad. Wiss. Goettingen Math. Phys. Kl. 2 **1**, 1 (1962).
- [3] F. Fucito, F. Marchesoni, E. Marinari, G. Parisi, L. Peliti, S. Ruffo and A. Vulpiani, J. Physique **43** (1982) 707.
- [4] G.Parisi, *Statistical Field Theor*, Addison Wesley, (New York 1988).
- [5] H. Kantz, R. Livi and S. Ruffo, J. Stat. Phys.**76**, 627 (1994).
- [6] J. De Luca, A. Lichtenberg and S. Ruffo, Phys. Rev. **E51**, 2877 (1995).
- [7] P. Poggi, S. Ruffo and H. Kantz, Phys. Rev. **E52**, 307 (1995).
- [8] L. Casetti, M. Cerruti-Sola, M. Pettini and E.G.D. Cohen, The Fermi-Pasta-Ulam problem revisited, nl-sys/9609017.