

Magnetic Excitations in the Spin-Peierls System $CuGeO_3$

G. Bouzerar, A.P. Kampf, and F. Schönfeld
*Institut für Theoretische Physik, Universität zu Köln,
Zùlpicher Str. 77, Köln 50937, Germany.*

We have calculated the magnetic excitation spectrum in frustrated and dimerized spin 1/2 Heisenberg chains for model parameters which describe the thermodynamics and low frequency spin dynamics in the spin-Peierls system $CuGeO_3$. As a test the chosen model is found to reproduce the lowest Raman excitation energy near $30cm^{-1}$ in the dimerized phase. We establish the elementary triplet and singlet excitation branches below the continuum and estimate the interchain coupling effects on the dimerization parameter.

PACS numbers: 64.70.Kb, 75.10.Jm, 75.50.Ee

Among the current experimental and theoretical efforts for understanding the magnetic properties of linear chain and ladder materials the recent discovery of a spin-Peierls (SP) transition at $T_{SP} = 14.3K$ in the inorganic compound $CuGeO_3$ [1] has attracted particular attention. This interest is partially due to the unique structure and available quality of $CuGeO_3$ crystals which allow for very detailed studies of the SP phenomenon as well as due to the rich phase diagram which evolves in an applied magnetic field [2] and with doping by substituting Zn for Cu [3] or Si for Ge [4], respectively. The magnetic properties of $CuGeO_3$ arise from Cu^{2+} spin 1/2 moments in weakly coupled CuO_2 chains which dimerize below T_{SP} , leading to an alternation of the $Cu-Cu$ distance along the chain [5]. This magnetoelastic transition is driven by the magnetic energy gain of antiferromagnetically (AF) coupled Cu^{2+} spins which overcompensates the lattice deformation energy [6]. In the SP ordered phase the copper moments form singlet dimers along the chains with an energy gap to spin triplet excitations. Experimentally, the SP nature of the transition and the spin excitation gap have been firmly established by inelastic neutron scattering (INS), susceptibility, X-ray, and electron-diffraction experiments [7].

The dominant magnetic intrachain coupling between Cu^{2+} moments in $CuGeO_3$ arises from superexchange via the bridging oxygens. Although the $Cu-O-Cu$ bond angle is near 90° and therefore, by the Goodenough-Kanamori rules expected to be ferromagnetic, side group effects due to the hybridization of O and Ge orbitals lead to an effective AF exchange interaction [8]. Furthermore, $Cu-O-O-Cu$ exchange paths lead to an additional sizeable next-nearest neighbor AF exchange coupling which frustrates the magnetic interaction between the Cu^{2+} spins.

Due to the weak interchain coupling, estimated from the dispersion of the magnetic excitations perpendicular to the chains to be an order of magnitude smaller than the intrachain exchange [9], a 1D approach for modeling the magnetic properties of $CuGeO_3$ serves as an appropriate starting point. Based on the above arguments we use the 1D model Hamiltonian

$$H = J \sum_i ([1 + \delta(-1)^i] \mathbf{S}_i \cdot \mathbf{S}_{i+1} + \alpha \mathbf{S}_i \cdot \mathbf{S}_{i+2}) \quad (1)$$

where i denotes the sites of a chain with length L and \mathbf{S}_i are $S = 1/2$ spin operators. $J > 0$ is the intrachain exchange coupling and α the frustration parameter. The dimerization δ accounts for the alternation of the $Cu-Cu$ distance along the chain in the dimerized phase. For $\delta > 0$ or for $\alpha > \alpha_c$ the singlet groundstate of this model is dimerized and a spin gap appears in the excitation spectrum. By numerical scaling analysis it has been shown that for $\delta = 0$ the critical frustration for spontaneous dimerization is $\alpha_c \approx 0.2412$ [10,11]. For $\alpha < \alpha_c$ and $\delta = 0$ the system is gapless and renormalizes to the Heisenberg fixed point. For the special case $2\alpha + \delta = 1$ the groundstate is known exactly to be a product wavefunction of independent singlet dimers [12].

Considerably different parameter values in Eq. (1) have so far been used in previous work on $CuGeO_3$ [13,11]. Therefore, as a prerequisite for further $CuGeO_3$ specific analysis of the model Hamiltonian, we first fix the three parameters by using thermodynamic and INS data. With the fixed parameter set we evaluate the Raman intensity in the dimerized phase and find that the energy of the lowest Raman active singlet excitation is smaller than twice the triplet excitation gap Δ_{01} . Thus there exist clearly at least *two* elementary excitation branches – singlet and triplet, respectively – below the continuum of excitations starting at $2\Delta_{01}$. Previously it was indicated that a singlet excitation might result from a bound state of two triplet excitations [14,15].

In order to fix the parameters J and α we follow the analysis of Büchner et al. [16] which is based on susceptibility (up to $1000K$) $\chi_b(T)$ data for magnetic fields applied along the crystal b -direction and thermal expansion data in the uniform ($\delta = 0$) phase; the latter data set contains implicit information about the magnetic contribution to the specific heat. They convincingly conclude that clearly $\alpha > \alpha_c$ and from the experimental data for $T > T_{SP}$ the exchange couplings are estimated to be near $J = 160K$ and $\alpha = 0.35$. Indeed, we have verified with Lanczos diagonalization techniques applied to

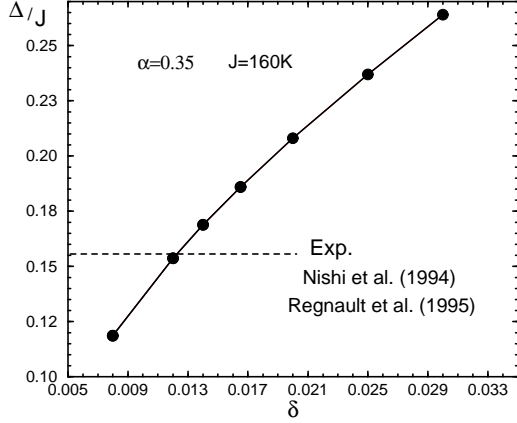


FIG. 1. Extrapolated singlet–triplet gap vs. dimerization δ for $\alpha = 0.35$. The dashed line indicates the experimental results from [9].

Eq.(1) for $\delta = 0$ that with these parameters an extraordinarily good fit to $\chi_b(T)$ in the whole temperature range $50K < T < 1000K$ can be obtained using the g factor $g_b = 2.26$ as measured by ESR [17]. Note that this result for α is not in conflict with the work of Castilla et al. [11] which favours $\alpha < \alpha_c$. Their arguments were based on early neutron scattering data by Harris et al. [18] which were recently revised by Martin et al. [19].

Given J and α we fix the dimerization parameter δ from the requirement that the excitation spectrum of Eq.(1) reproduces the low temperature value of the singlet–triplet gap $\Delta_{01}^{exp} \approx 2.15meV = 0.156J$ as measured by INS [9]. We have calculated Δ_{01} on finite chains with $L \leq 24$ sites as a function of δ using a Lanczos algorithm. In order to extrapolate to the infinite chain limit $L \rightarrow \infty$ we use the scaling ansatz

$$\Delta_{01}(L, \delta) = \Delta_{01}(\delta) + \frac{A}{L} \exp\left(-\frac{L}{L_{01}(\delta)}\right) \quad (2)$$

and an analogous ansatz for the groundstate energy per site $E_0/L = const. + (B/L^2) \exp(-L/\xi)$. The exponential in each case reflects the gapped situation. For the groundstate energy the length scale ξ is the spin–spin correlation length as we have verified by a direct calculation of the correlation function $\langle S^z(r)S^z(0) \rangle$. The ansatz Eq.(2) has been previously motivated and used successfully by Barnes et al. [20] to study the magnetic excitations in gapped spin ladder systems. In Fig.1 we have plotted the extrapolated results of Δ_{01} vs. dimerization δ which follow the relation $\Delta_{01} = c_1 + c_2\delta^a$ with the Cross–Fisher exponent $a \approx 2/3$ as we have verified by density matrix renormalization group (DMRG) calculations. We observe that the experimental singlet–triplet gap value is obtained for $\delta \approx 0.012$ for which the ground state correlation length is $\xi \sim 7.3$ lattice spacings.

Having fixed the model parameters we now explore their consequence for the Raman intensity. Raman light

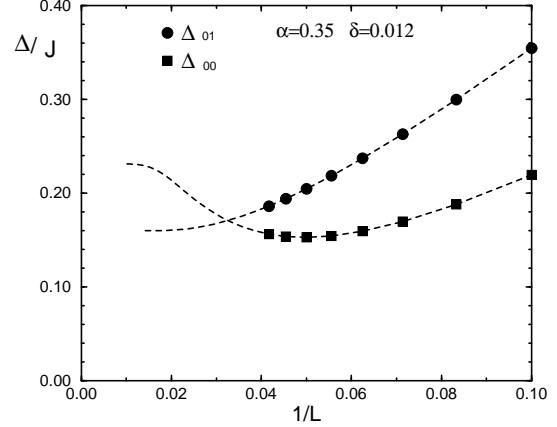


FIG. 2. Singlet–triplet Δ_{01} and singlet–singlet gap Δ_{00} as a function of $1/L$. The symbols are exact Lanczos and the dashed lines DMRG results.

scattering measures the singlet excitations and is thus complementary to INS from which the dispersion of the triplet excitation has been obtained. Kuroe et al. [15] and van Loosdrecht et al. [21] have observed additional peaks in the Raman intensity which appear on cooling below T_{SP} . The lowest Raman excitation in the dimerized phase is observed at $30cm^{-1}$, i.e. slightly below $2\Delta_{01}$.

Within the standard Loudon–Fleury theory of magnetic Raman scattering we write the relevant part of the Raman operator for the dimerized phase as

$$H_R = \Lambda \sum_i (\mathbf{S}_i \cdot \mathbf{S}_{i+1} + \gamma \mathbf{S}_i \cdot \mathbf{S}_{i+2}) \quad (3)$$

for a scattering geometry in which the incoming and scattered photons are polarized along the chain [22]; experimentally, essentially no scattering is observed in other geometries. Λ is an overall coupling constant while the term proportional to γ arises as a consequence of frustration [23,22]. The value of γ depends on microscopic details. However, it is expected close to the value of α due to their common microscopic origins. With H_R in Eq.(3) the scattering intensity is calculated from

$$I(\omega) \propto -\text{Im}\langle 0|H_R \frac{1}{\omega + i0^+ - H + E_0} H_R|0 \rangle. \quad (4)$$

We focus our attention on the lowest energy Raman excitation in $I(\omega)$. In Fig.2 we have plotted Δ_{01} and the singlet–singlet gap Δ_{00} as a function of $1/L$ for our fixed parameter set. We present both, exact Lanczos diagonalization results for chains up to 24 sites and DMRG data for $L \leq 100$. For the DMRG calculations we have used the infinite system method with periodic boundary conditions keeping 120 states for one target state [24].

Fig.2 shows that Δ_{00} has an unusual nonmonotonic scaling behaviour. As a finite size effect for short chains, the lowest singlet appears below the triplet excitation;

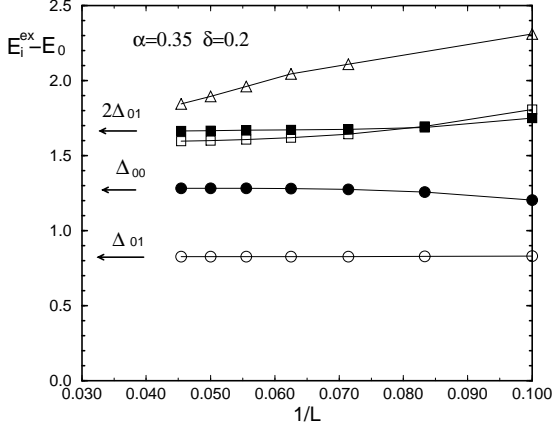


FIG. 3. Scaling of the low excitation energies (in units of J) in the $k = \pi$ momentum subspace. The open (filled) symbols are the triplet (singlet) excitations.

this has also been noted by Riera et al. [25]. Our DMRG and Lanczos data are in excellent agreement for $L \leq 24$ and accurately confirm the ansatz Eq.(2). Without any further scaling fit the DMRG data allow us to read off directly the $L \rightarrow \infty$ value of $\Delta_{00} \approx 0.232J$. Obviously we have $\Delta_{00} \leq 2\Delta_{01}$ and Δ_{00} is close to but $\sim 13\%$ below the experimental result for the lowest Raman excitation energy $\Delta_{00}^{exp} = 30cm^{-1} = 0.268J$.

Yet, the strong magnetoelastic coupling as underlined by the large magnetostriction observed in $CuGeO_3$ [27] implies that magnetic excitation energies will be renormalized due to the coupling to the lattice and a similar and presumably larger renormalization is expected from interchain coupling. Hence, perfect agreement with the experimental data for both the triplet *and* the singlet excitation gap can not be expected and we consider the above result for Δ_{00} convincing evidence for a consistent parameter choice for J , α , and δ . We note that the contrary conclusions of [26] are not based on a proper finite size scaling analysis as in Eq.2.

In order to analyze the Lanczos excitation spectrum in more detail we consider the strong dimerization case $\delta = 0.2$ for $\alpha = 0.35$ because in this regime the finite size effects are very small while we have verified that the physics remains essentially unchanged. In fact, the ratio $R = \Delta_{00}/\Delta_{01}$ changes weakly as we increase the dimerization parameter δ , i.e. $R = 1.55$ for $\delta = 0.2$ to $R = 1.49$ for $\delta = 0.012$. We have plotted in Fig.3 the scaling of the low energy triplet and singlet excitations in the subspace of momentum $k = \pi$. We indicate $2\Delta_{01}$ in Fig.3 for which we expect to observe the low energy edge for the continuum. Surprisingly we observe that also the second triplet excitation energy scales below $2\Delta_{01}$.

Complementarily we calculate the spectral weight of these excitations in the dynamical structure factor $S(\pi, \omega)$ and the Raman intensity $I(\omega)$, respectively, as

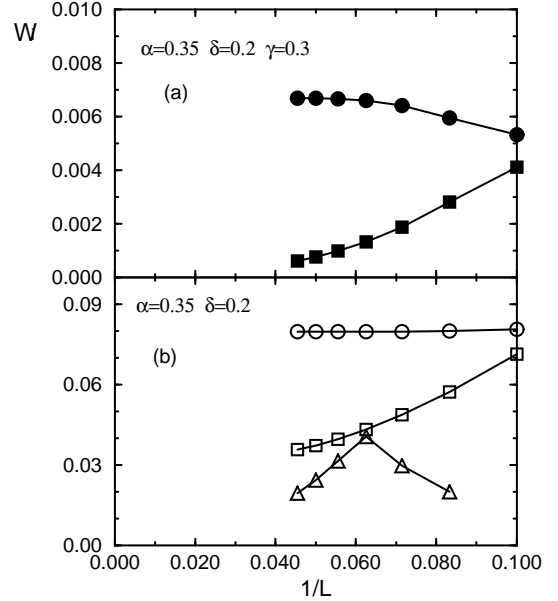


FIG. 4. (a) Scaling of the weight of the 2 lowest Raman singlet excitations calculated with $\gamma = 0.3$ in Eq.3. (b) Spectral weight of the low energy triplet excitations in $S(\pi, \omega)$ vs. $1/L$. For the lowest excitation the weight is multiplied by 0.2. In (a) and (b) the same symbols are used as in Fig.3.

given by $W_i = |\langle i|\hat{O}|0\rangle|^2$ where $|0\rangle$ is the groundstate and $|i\rangle$ is an excited state with momentum $k = \pi$. The operator \hat{O} is H_R/\sqrt{L} for the singlet and $S^z(k) = (1/\sqrt{L})\sum_l \exp(ikl)S_l^z$ for the triplet excitations. In Fig.4b we show results for W_i of the 3 lowest triplet excitations as a function of $1/L$. It appears clearly that W_i for the two lowest triplets scales to a finite value, identifying them as elementary excitations below the continuum. Contrary, W_i for the third excitation in the triplet subspace scales to 0 while its energy extrapolates to $2\Delta_{01}$, i.e. the onset of the continuum. This is also reflected by the kink in the scaling data for $L = 16$. In Fig.4a we perform the same scaling of W_i for the singlet excitations in the Raman intensity evaluated for $\gamma = 0.3$ in Eq.(3). The conclusions remain unchanged if γ is varied. W_i of the lowest singlet excitation obviously scales to a finite value while the weight of the next higher energy singlet excitation scales to 0.

From this finite size scaling analysis we conclude that there are 3 elementary excitations, 2 triplet and 1 singlet, for $\delta = 0.2$; the two lower excitations clearly persist when δ is decreased to 0.012 – the model parameter value relevant for $CuGeO_3$. The singlet excitation at $k = 0$ (or $k = \pi$) is identified with the $30cm^{-1}$ peak in the Raman intensity while the lower triplet corresponds to the spin excitations measured in INS. For the existence of the second triplet near the edge of the continuum, however, a definite conclusion could not be reached for $\delta = 0.012$. The results for $\delta = 0.2$ are summarized in Fig.5 which shows the dispersions for the 3 elementary excitations.

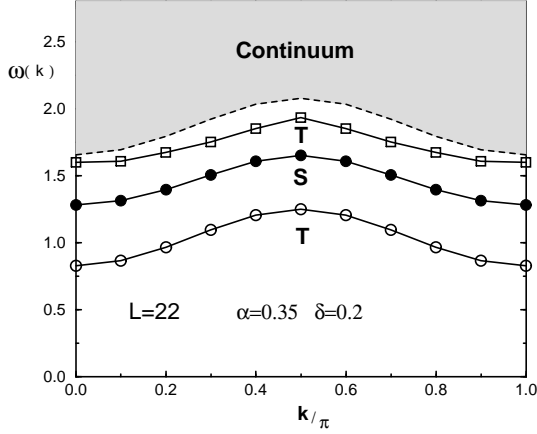


FIG. 5. Dispersion $\omega(k)$ (in units of J) of the elementary triplet and singlet excitations. The continuum from all spin sectors above $2\Delta_{01}(k)$ is indicated by the shaded area.

So far we have used a strictly 1D approach to describe the magnetic excitations in the SP phase of $CuGeO_3$. Yet, for a more realistic model the interchain coupling via the oxygen atoms that two adjacent CuO_2 chains have in common cannot be ignored. Indeed, the b -direction dispersion of the triplet excitation measured in INS is not small and its energy varies from its maximum value of $5.8meV$ to $2.1meV$ at the Brillouin zone (BZ) center [9]. In a first attempt to include interchain coupling effects into an effective 1D spin Hamiltonian we may determine the dimerization parameter from the BZ averaged triplet excitation gap $\approx 3.95meV$ rather than from its BZ center value used above. Keeping J and α fixed as before, because they are determined from data in the uniform phase, then leads to an estimate $\delta \sim 0.036$, i.e. an increase by a factor of 3. Assuming a similar b -direction dispersion also for the singlet excitation branch we find that the BZ center value of the singlet gap remains almost unchanged and thus our conclusions are still valid.

In conclusion, we have fixed the parameters of a frustrated and dimerized Heisenberg chain model to describe the thermodynamics and the low energy magnetic excitations at low temperatures in $CuGeO_3$. The internal consistency of the parameter choice is verified by almost quantitatively reproducing the energy of the lowest singlet excitation in the dimerized phase as measured by Raman light scattering. Furthermore, we have shown the existence of at least 1 elementary triplet and 1 single excitation branch below the continuum. While the effects of weak interchain coupling on the spin dynamics still remain to be explored the $J-\alpha-\delta$ model Hamiltonian with fixed parameters will serve as a basis for studying doping and magnetic field dependent phenomena in $CuGeO_3$.

We thank E. Müller-Hartmann, B. Büchner, G. Uhrig and K. Hallberg for instructive discussions. We are particularly grateful to B. Büchner for informing us about unpublished susceptibility data and results for the deter-

mination of J and α in the uniform phase. Research was performed within the program of the Sonderforschungsbereich 341 supported by the Deutsche Forschungsgemeinschaft (DFG). A.P.K. gratefully acknowledges support through a Heisenberg fellowship of the DFG.

-
- [1] M. Hase et al., *Phys. Rev. Lett.* **70**, 3651 (1993)
 - [2] W. Palme et al., *J. Appl. Phys.* **79**, 5384 (1996)
 - [3] J.G. Lussier et al., *J. Phys. Condens. Matter* **7**, L325 (1995)
 - [4] J.P. Renard et al., *Europhys. Lett.* **30**, 475 (1995)
 - [5] For a review, see J.W. Bray et al., in *Extended Linear Chain Compounds*, J.S. Miller (Ed.), Plenum, New York, 1983, Vol. 3, pp. 353–415
 - [6] M.C. Cross and D.S. Fisher, *Phys. Rev.* **B19**, 402 (1979)
 - [7] J.P. Boucher and L.P. Regnault, *J. Phys. I France* **6**, 1 (1996) and references therein
 - [8] W. Geertsma and D. Khomskii, *Phys. Rev.* **B54**, 3011 (1996)
 - [9] M. Nishi et al., *Phys. Rev.* **B50**, 6508 (1994); L.P. Regnault et al., *ibid.* **B53**, 5579 (1996)
 - [10] K. Okamoto and K. Nomura, *Phys. Lett.* **A169**, 433 (1993)
 - [11] G. Castilla et al., *Phys. Rev. Lett.* **75**, 1823 (1995)
 - [12] C.K. Majumdar and D.K. Ghosh, *J. Math. Phys.* **10**, 1388 (1969); B.S. Shastry and B. Sutherland, *Phys. Rev. Lett.* **47**, 964 (1981)
 - [13] J. Riera and A. Dobry, *Phys. Rev.* **B51**, 16098 (1995)
 - [14] G.S. Uhrig and H.J. Schulz, *Phys. Rev.* **B54**, R9624 (1996)
 - [15] H. Kuroe et al., *Phys. Rev.* **B50**, 16468 (1994)
 - [16] B. Büchner et al., preprint (1996)
 - [17] S. Imagawa et al., *Physica B* **201**, 178 (1994)
 - [18] Q.J. Harris et al., *Phys. Rev.* **B50**, 1266 (1994)
 - [19] M.C. Martin et al., *Phys. Rev.* **B33**, R14713 (1996)
 - [20] T. Barnes et al., *Phys. Rev.* **B47**, 3196 (1993)
 - [21] P.H.M. van Loosdrecht et al., *Phys. Rev. Lett.* **76**, 311 (1996); P. Lemmens et al., *Physica B* **223&224**, 535 (1996)
 - [22] R.R.P. Singh et al., *Phys. Rev. Lett.* **77**, 4086 (1996)
 - [23] V.N. Muthukumar et al., *Phys. Rev.* **B54**, R9635 (1996)
 - [24] S.R. White, *Phys. Rev.* **B48**, 10345 (1993); R. Chitra et al., *ibid.* **52**, 6581 (1995)
 - [25] J. Riera and S. Koval, *Phys. Rev.* **B53**, 770 (1996)
 - [26] C. Gros et al., preprint
 - [27] B. Büchner et al., *Phys. Rev. Lett.* **77**, 1624 (1996)