

Simulation of a directed random-walk model: the effect of pseudo-random-number correlations

L.N. Shchur^a, J.R. Heringa^b and H.W.J. Blöte^b

^a *Landau Institute for Theoretical Physics, 117940 GSP-1 Moscow V-334, Russia*

^b *Department of Applied Physics, Delft University of Technology,
Lorentzweg 1, 2628 CJ Delft, The Netherlands*

Abstract

We investigate the mechanism that leads to systematic deviations in cluster Monte Carlo simulations when correlated pseudo-random numbers are used. We present a simple model, which enables an analysis of the effects due to correlations in several types of pseudo-random-number sequences. This model provides qualitative understanding of the bias mechanism in a class of cluster Monte Carlo algorithms.

Key words: random-number generator, directed random walk

PACS: 02.70.Lq, 05.40.+j, 05.50.+q

1 Introduction

The Monte Carlo method to obtain statistical averages for a model is widely used when exact calculations are not available. The error, expected from a standard statistical analysis, is proportional to the inverse square root of the number of randomly chosen samples. One may find biased results if the samples are not representative. Upper bounds to the error are not known in general. Standard statistical analysis of simulation data suffices to obtain the errors of a random statistical nature. Statistically independent random numbers do not introduce a bias in Monte Carlo simulations. However, it is not possible to achieve independence with a deterministic recipe, as is commonly used in Monte Carlo calculations[1]. Although one generates seemingly irregular numbers the underlying production rule induces relations or correlations between the pseudo-random numbers. The production rule itself already constitutes a correlation between the generated pseudo-random numbers. The correlations may cause a bias in the simulation results that is difficult to assess.

Substitution of the production rule in itself leads to further correlations involving more random numbers. By repeated substitutions one finds a hierarchy of correlations. Such hierarchies were studied by Compagner[2,3]. Due to the multitude of possible correlations it is not feasible to study all of them. One has to analyse which correlations are detrimental to the intended use of the pseudo-random numbers. Compagner notes, that correlations between few numbers or closely spaced numbers are most important. The effect of such correlations has actually been observed in Metropolis type Monte Carlo simulations of Ising models [4,5].

In this work, we investigate the consequences of correlations between pseudo-random numbers in an example of a simple random-walk model. An analysis of the effect of the correlations present when a given generator is used may guide us in the choice of an appropriate production rule. In Section 2 we introduce our stochastic walk model. In Section 3 we discuss the class of generators we used. Deviations caused by the correlations are described in Section 4 for shift register generators and in Section 5 for the lagged Fibonacci random number generator. In the last Section we give a discussion and conclusion.

2 The walk model

The Ising simulations using cluster updates with the Wolff [6] method seem to be very sensitive to deficiencies in a number of pseudo-random-number generators [7,8]. The crucial element of such simulations is the formation of clusters. These are formed by joining spins which are connected by ‘active’

bonds. In ferromagnetic models bonds can only be active, if the spins on either side of the bond are in the same state. The probability, that a bond is active, still depends on the coupling between the spins.

In order to study the random-number generator induced bias we replace the Wolff cluster formation process by a simpler one. First we place the Ising spins on a one-dimensional lattice. Second the cluster is grown only in one direction (or, equivalently, the cluster formation always begins at an open boundary of the spin chain). Third the cluster is grown in a configuration of parallel spins only. This third simplification is less far reaching than it may seem. It does not modify the Ising statistics of the system. The probability that Ising spins, coupled with a strength K , are parallel is $(1 + e^{-2K})^{-1}$. If they are parallel the random-cluster model yields a probability $(1 - e^{-2K})$ that they are connected by an active bond, i.e. that the two spins belong to the same cluster. Thus, in Wolff simulations of the one-dimensional Ising model the probability that each next spin is included in the cluster, equals $\mu = \tanh(K)$: a constant depending on K only, just as in our simplified model.

We may interpret the cluster formation in the simplified model as a directed one-dimensional random walk. A walk starts on one site (see Fig. 1). At discrete times n the walker steps to the neighbouring site in a fixed direction (to the right in Fig. 1) with probability μ . Thus the walker cannot recur to a site once visited. If the step is not made, a new walk is initialized. The decision, whether to start a new walk or not, does (ideally) not depend on previous decisions. The probability to start a new walk at a certain time equals $\nu = 1 - \mu$, independent of the length of the walk. The probability $P(n)$ that this process generates a walk covering precisely n sites, satisfies

$$P(n) = \mu^{n-1}(1 - \mu) \tag{1}$$

and the expectation value of the number of sites visited is

$$\langle n \rangle = \frac{1}{1 - \mu} \tag{2}$$

One can formulate this random walk process in terms of the following two algorithms. We distinguish two possible ways to generate the decision whether to step to the next site or to initialize a new walk. The algorithms differ by the underlined statements.

Algorithm P

Initialize walk statistics $\{n_L\}$

generate a random number r
(with $0 \leq r < 1$)

```
for walk := 1 to total number do
  { walk length  $L := 1$ 
  while  $\frac{\mu > r}{L + 1}$  do
    {  $L := L + 1$ 
    generate a random number  $r$  }
  enddo
   $n_L := n_L + 1$  }
enddo
```

output $\{n_L\}$

Algorithm N

Initialize walk statistics $\{n_L\}$

generate a random number r
(with $0 \leq r < 1$)

```
for walk := 1 to total number do
  { walk length  $L := 1$ 
  while  $\frac{1 - \mu \leq r}{L + 1}$  do
    {  $L := L + 1$ 
    generate a random number  $r$  }
  enddo
   $n_L := n_L + 1$  }
enddo
```

output $\{n_L\}$

Using perfect random numbers, independent and uniformly distributed between 0 and 1, both algorithms would yield consistent and unbiased averages. However, in real simulations, the random numbers are correlated, as a consequence of the deterministic production rule. This causes the distribution of n -tuples of consecutive pseudo-random numbers to be non-uniform in the unit hyper-cube especially for larger dimensionality n . A certain degree of non-uniformity is acceptable for the numbers used in the directed random walk algorithm. It is sufficient, that n -tuples with components larger or smaller than the quantity used for the decision (μ in Algorithm P and $1 - \mu$ in Algorithm N) are present in the right proportions. But even this weaker requirement is not satisfied in practice. This affects the expectation values of the simulation results. These deviations are discussed in Sections 4 and 5.

3 Random generators

In a numerical Monte Carlo calculation as described in Section 2 one has to decide between stepping with probability μ and initialization of a new walk with probability $\nu \equiv 1 - \mu$. One needs a random sequence of two decision outputs, where one occurs with the step probability μ and the other with the initialization probability $1 - \mu$. To this purpose we use pseudo-random numbers r with $0 \leq r < 1$ and compare them to the relevant probability.

We generate the pseudo-random numbers with a number of rules. One is the Generalized Feedback Shift Register (GFSR) method [9,10]. A sequence of

pseudo-random integers $r(i)$, represented by their binary expansion (usually 32 bits), is generated by the rule $r(i) = r(i-p) \oplus r(i-q_1) \oplus \dots \oplus r(i-q_j)$, where the exclusive-or operation \oplus is applied bit-wise and the feedback positions (lags) are ordered according to $p > q_1 > q_2 > \dots > q_j$. If $j = 1$, we denote the feedback lag by q . The leading bits (as well as all other bits) separately form a sequence, that is generated by a feedback shift register. The maximum length equals $2^p - 1$. Production rules that generate maximum-length bit-sequences, are characterized by primitive polynomials [11]. Tables of primitive polynomials are listed in [12]. The most widely used random number generator based on the GFSR method is R250 [10] with $p = 250$, $q = 103$ and $r(i) = r(i - 250) \oplus r(i - 103)$.

Where primitive trinomials are known, one can obtain other primitive polynomials by decimation procedures [11]. For example, using every third number from a sequence generated with a rule derived from a trinomial is equivalent to using a rule specified by a pentanomial, which adds two terms to the primitive trinomial. For a rule based on primitive polynomials of degree p only sequences up to p successive bits or numbers are independent. In order to prevent problems one should avoid unwanted initializations. For instance, if the k -th bit of each initialized integer is zero, the same will hold for the subsequently generated pseudo-random integers.

Furthermore we shall consider the lagged Fibonacci method: $r(i) = r(i - p) + r(i - q)$, where the addition is understood modulo 2^l , where l is the number of bits in a computer word. The maximum sequence length [13,14] is $2^{l-1}(2^p - 1)$.

4 Examples of the correlation effect: Shift Registers.

An important factor contributing to the bias for a given random-number generator is associated with the fact that, whenever a new walk is initialized, the preceding decision was *not* to visit another site. The last random number $r_P(0)$ used in the previous walk in Algorithm P thus obeys $r_P(0) \geq \mu$ (or obeys $r_N(0) < 1 - \mu = \nu$ in Algorithm N). If the new walk visits another site, the next random number $r_P(1) < \mu$ (or $r_N(1) \geq \nu$). If the computer words consist of l bits, only probabilities that are a multiple of 2^{-l} are faithfully represented. We suppose that the first p numbers of a generalized shift-register sequence may be considered as independent (as if produced by an ideal random number generator), i.e. the decisions with respect to the first $p - 1$ steps occur with probability μ independent of the history. The probability of a walk with less than p steps is that given by Eq. (1).

However, deviations will occur for step number p . The p -th number in the sequence depends on the bits in $r(0)$ and those in the integer $r(p - q)$ on the

feedback position. This causes the initialization probability at this point to differ from the value ν it should have. We denote the actual probability by ν^* . This probability will depend on the chosen random generator (GFSR or lagged Fibonacci, etc.). In this Section we will focus attention on shift-register random-number generators. The case of the lagged Fibonacci recipe is treated in the next Section.

First, we analyze some simple examples. If $\mu = \frac{1}{2}$ just one random bit b is needed to generate the decision, where both outcomes occur with equal probability. The random bit b denotes the leading bit of the pseudo-random number r . The completion of the preceding walk implies, except for the first walk, that $b(0) = 1$ when Algorithm P is used. In the case that a decision is to be made on step p , the completion of the preceding steps means that $b(i) = 0$ for $0 < i < p$. Thus, irrespective of the number $j + 1$ of feedback positions p, q_1, q_2, \dots, q_j , $b(p) = 1$ so that the walk ends, and a new one is initialized. The actual initialization probability is denoted $\nu^*(p)$ and satisfies $\nu_P^*(p) = 1$ instead of the desired $\nu = 1 - \mu$. The maximum walk length is p and occurs with a probability of twice that expected from Eq. (1).

In the case that a decision has to be made on step p of Algorithm N , $b(0) = 0$ and $b(i) = 1$ for $0 < i < p$. If the number of additional feedback bits is odd, which is the case for maximum-length sequences, $b(p) = 1$ and the walker always proceeds to site p . The actual initialization probability thus satisfies $\nu_N^*(p) = 0$. However, one has $b(p + 1) = 0$, so that $\nu_N^*(p + 1) = 1$. Thus all walks with a length exceeding $p - 1$ have a length $p + 1$. Length p occurs with probability 0, length $p + 1$ with probability $P^*(p + 1) = \left(\frac{1}{2}\right)^{p-1}$.

These results can be generalized for all $\mu = 2^{-m}$ and positive integer m . The walk lengths will be smaller than $p + 1$ in Algorithm P , as the leading m bits of $r(p)$ will be the same as those of $r(0)$. For Algorithm N the leading m bits of $r(p + 1)$ have to be zero. Lengths larger than $p + 1$ do not occur.

If $\mu > \frac{1}{2}$, much longer walks may occur, if the GFSR-generator is used. As an example of this regime we take $\mu = \frac{5}{8}$. One needs three bits to make a decision. The possible values are represented by the integers $\tilde{r} \equiv [8r]$ where the brackets denote the integer part.

In the case of Algorithm P a decision on step p requires $\tilde{r}(0) \geq 5$ and $\tilde{r}(i) < 5$ for $0 < i < p$. We assume that all admissible numbers for $\tilde{r}(i)$ with $i < p$ occur with equal probability, which strictly holds only for the first walk. For sequences generated with a production rule derived from a primitive trinomial, $\tilde{r}(p)$ equals 4, 5, 6 and 7 with probability $\frac{1}{5}$, 1, 2 and 3 with probability $\frac{1}{15}$ and 0 with probability 0. This non-uniform distribution of \tilde{r} leads to a probability $\nu_P^*(p) = \frac{3}{5}$ for the walk to end at step p . This is different from the desired probability $\nu = \frac{3}{8}$. The probability of walks of length p thus equals

$$P^*(p) = \left(\frac{5}{8}\right)^{p-1} \frac{3}{5}.$$

For $\tilde{r}(i)$ with

$$p < i < \begin{cases} p + q & \text{if } q < \frac{p}{2} \\ 2p - q & \text{if } q > \frac{p}{2} \end{cases} \quad (3)$$

the numbers 4, 5, 6 and 7 occur with probability $\frac{2}{25}$, the numbers 1, 2 and 3 with probability $\frac{4}{25}$ and the number 0 with probability $\frac{1}{5}$. Then $\nu_P^*(i) = \frac{6}{25}$. Chains of length $p+1$ occur with probability $P^*(p+1) = \left(\frac{5}{8}\right)^{p-1} \frac{2}{5} \cdot \frac{6}{25}$ provided $q \neq 1, p-1$. Similar non-uniformities of the distribution lead to $\nu_P^*(p+q) = \frac{2}{5}$ or $\nu_P^*(2p-q) = \frac{2}{5}$.

For a production rule derived from a primitive pentanomial with lags $p > q_1 > q_2 > q_3$ the actual initialization probability $\nu_P^*(p) = \frac{57}{125}$ and $\nu_P^*(i) = \frac{204}{625}$ for i larger than p and less than the minimum of $p+q_3$, $p+q_2-q_3$, $p+q_1-q_2$ and $2p-q_1$. The deviations are less than for trinomials.

Whenever a decision on step p is made in the case of Algorithm N , the pseudo-random numbers satisfy $\tilde{r}(0) \leq 2$ and $\tilde{r}(i) > 2$ for $0 < i < p$. Assuming that $\tilde{r}(i)$ with $i < p$ occurs with equal probability for all possibilities consistent with a walk length larger than $p-1$, $\tilde{r}(p)$ equals 4, 5, 6 and 7 with probability $\frac{1}{5}$, 1, 2 and 3 with probability $\frac{1}{15}$ and 0 with probability 0 in the case of a primitive trinomial. So $\nu_N^*(p) = \frac{2}{15}$. The probability of walks of length p thus equals $P^*(p) = \left(\frac{5}{8}\right)^{p-1} \frac{2}{15}$. For $\tilde{r}(i)$ with i obeying inequality (3) the values 4, 5, 6 and 7 occur with probability $\frac{2}{25}$, the values 1, 2 and 3 with probability $\frac{4}{25}$ and the value 0 with probability $\frac{1}{5}$. Thus $\nu_N^*(i) = \frac{13}{25}$. Chains of length $p+1$ occur with probability $P^*(p+1) = \left(\frac{5}{8}\right)^{p-1} \frac{13}{15} \cdot \frac{13}{25}$, if $q \neq 1, p-1$. In a similar way $\nu_N^*(p+q) = \frac{37}{65}$ or $\nu_N^*(2p-q) = \frac{37}{65}$.

In the examples a resonance in $\nu^*(i)$ versus i is found, when the value of $r(0)$ affects the value of $r(i)$. The first one encountered is a reflection of the production rule itself; for trinomials a relation between lags 0, q and p . The next one is a four-point correlation resulting from the interference of the production rule and a shifted version of the production rule. The correlation between lags 0, q and p and that between lags q , $2q$ and $p+q$ leads to a correlation between lags 0, $2q$, p and $p+q$. Similarly the correlation between lags 0, q and p and that between $p-q$, p and $2p-q$ leads to a correlation between 0, $p-q$, q and $2p-q$. The deviation of the initialization probability has a different sign for Algorithm P and Algorithm N , if the new correlation was between an odd number of lags. It has the same sign for the four-point correlation.

If a walk is longer than p in the case of Algorithm P for a general real step probability $\mu > \frac{1}{2}$, then $r_P(0) \geq \mu$ and $r_P(i) < \mu$ for $0 < i < p$. As a consequence of these inequalities, the production rule generates $r(p)$ with a non-uniform probability distribution. For a GFSR-rule derived from a trinomial $r(p) = r(0) \oplus r(p-q)$. The exclusive-or operation with a fixed operand is a permutation of the numbers smaller than 1. If both $r(0)$ and $r(p-q)$ are larger than μ the result is less than $\frac{1}{2}$. This implies that all possibilities for $r(p) > \mu$ are realized for the reduced set of numbers $r(p-q) < \mu$. So the probability that the walk ends, when it has visited p sites, is not equal to $\nu = 1 - \mu$, but $\nu_P^*(p) = \frac{\nu}{\mu}$. By similar arguments for i obeying (3) $\nu_P^*(i) = (2\mu - 1)\nu/\mu^2$.

For Algorithm N the number $r_N(0) < \nu$ and $r_N(i) \geq \nu$. If $\nu = 2^{-m}$ with m a positive integer, then $r_N(0)$ has m leading bits equal to zero, so $r_N(p)$ has the leading m bits the same as $r_N(p-q)$ and $\nu_N^*(p) = 0$. A similar result is found for all lengths for which a three-point correlation involving $r_N(0)$ is induced by the production rule. In particular in the case of a rule derived from a primitive trinomial this holds for all lengths $2^k p$ with k a non-negative integer, because a decimation by 2 leads to a sequence generated by the same rule[11]. For general ν a more complicated argument leads to

$$\nu_N^*(p) = \frac{2(2^{n_b-l+1} - \nu)(\nu - 2^{n_b-l})}{\nu\mu}$$

and for i obeying (3)

$$\nu_N^*(i) = \frac{\nu}{\mu} - \frac{2(2^{n_b-l+1} - \nu)(\nu - 2^{n_b-l})}{\nu\mu}$$

with

$$n_b = \lceil \log_2(\nu 2^l + 1) \rceil - 1.$$

where $\lceil x \rceil$ is the smallest integer $\geq x$.

The deviation of the actual initialization probability ν^* from the ideal value ν causes the probability of a walk to visit n sites $P^*(n)$ to deviate from the value for uncorrelated numbers (1). We define

$$\delta P(n) \equiv \frac{P^*(n)}{P(n)} - 1, \quad P^*(n) = \prod_{i=1}^{n-1} (1 - \nu^*(i)) \nu^*(n). \quad (4)$$

For $i < p$ we expect no deviation, so $\delta P = 0$. Substitution in (4) of the values found for ν^* leads to $\delta P_P(p) = \frac{\nu}{\mu}$ for Algorithm P . With i obeying inequality

(3)

$$\delta P_P(i) = \frac{(2\mu - 1)^2}{\mu^4} \left(\frac{3\mu^2 - 3\mu + 1}{\mu^3} \right)^{i-p-1} - 1$$

To give an impression of the deviations for lengths beyond the first new low-order correlation we use numerical calculations. The results of computer simulations of 10^9 walks are presented in Fig. 2 for the GFSR with $(p, q) = (89, 38)$, Algorithm P and $\mu = 31/32$. We mention two reasons to choose these particular values of p and q . First, simulations with the desired accuracy typically need more than 10^{12} random numbers. Therefore, the length p of the shift register should be greater than $\log_2 10^{12} \approx 40$. Second, we do not want to choose p much larger than necessary because the observability of the bias decreases with p .

The error bars were computed using 100 bins of 10^7 walks each. The predicted resonances are easily seen for the walk lengths p , $p + q$, $2p - q$, $3p - 2q$, etc., which are linear combinations of the feedback positions in the production rule. The result for walk length $2p$ is not shown in the Figure because of its large deviation of $\delta P(2p) = 0.109(3)$. The value of the calculated deviation $\delta P(p) = 0.0328(7)$ is in good agreement with the value $\frac{2}{\mu} \approx 0.0323$.

The results of the calculations with the same parameters using Algorithm N are shown in Fig. 3. The deviations at lengths equal to $2^k p$ ($k=0,1,2,\dots$) are equal to -1 and are not shown in the Figure. The deviation $\delta P(p + 1) = 0.0651(8)$ is in agreement with the value $(1 - \mu^2)/\mu^2 \approx 0.0656$. A comparison of Fig. 2 and Fig. 3 shows, that the main resonances have different signs for the two algorithms. This is in qualitative agreement with the results of cluster simulations of the two-dimensional Ising model by Shchur and Blöte [8] who indeed found deviations in thermodynamical quantities with opposite signs for comparison strategies P and N .

In order to give an example of the deviations of random walk statistics for a more complicated production rule we use the decimated sequence with $(p, q_1, q_2, q_3) = (89, 72, 55, 38)$, Algorithm P and $\mu = \frac{31}{32}$ in a random walk simulation. Because the feedback positions for this sequence are equally spaced, the four numbers with lags 106, 38, 17 and 0 are correlated. This four-point correlation may be more important in applications than the five-point correlation implied by the production rule. This is the case for the numerical results of the random walk statistics (Fig. 4). The deviation at the shift-register length $\delta P(p) = 1/31^3$ is small compared to the error bars. The deviations for the two four-point correlations at walk lengths 106 and 212 are of a similar magnitude as the deviations for four-point correlations for the trinomial (Fig. 2). The number of four-point correlations is smaller than for the trinomial and no three-point correlations are found. Deviations tend to be weaker for higher

order correlations. This agrees with results of Wolff simulations of Ising models[8], where the deviations were smaller for decimated sequences.

5 Correlation effects due to the lagged Fibonacci recipe.

For lagged Fibonacci generators the relation between the leading bits is less simple. The distribution of numbers is not completely uniform for lagged Fibonacci sequences. Deviations of uniformity have been analysed in [15]. We assume that all sequences $r(0) \dots r(p-1)$ are equally probable. If the walk has a certain length the previous numbers $r(i)$ obey the appropriate inequality.

We first consider $\mu = \frac{1}{2}$ again. For Algorithm P , $r(0) \geq \frac{1}{2}$ and $r(i) < \frac{1}{2}$ for $0 < i < p$, in the case of a decision on step p . These inequalities cause the production rule to generate $r(p)$ with a non-uniform probability distribution. The distribution can be calculated as the convolution of the distributions for the feedback lags. For numbers of infinite precision it has the symmetry property $P(r) = P(1 - r)$ in the case of a rule derived from a primitive trinomial. The finite word length l leads to corrections of order 2^{-l} . We neglect these corrections because they are small compared to the statistical errors in our simulations.

The actual initialization probability conserves its ideal value $\nu_P^*(p) = \frac{1}{2}$ by the symmetry property. The same symmetry holds for the distribution of $r(i)$ with i obeying inequality (3). Thus $\nu_P^*(i) = \frac{1}{2}$. For the next random number the probability distribution does no longer obey $P(r) = P(1 - r)$. The actual initialization probability $\nu_P^*(p + q) = \frac{1}{3}$ or $\nu_P^*(2p - q) = \frac{1}{3}$. The same results are obtained for algorithm N .

As in the case of the GFSR rule it is possible to calculate the values of the actual initialization probability for arbitrary μ . For a lagged Fibonacci rule derived from a trinomial the actual initialization probability becomes $\nu_P^*(p) = \frac{\nu}{2\mu}$. For i obeying inequality (3) the actual probability $\nu_P^*(i) = (3\mu - 1)\nu/2\mu^2$. For strategy N we get the same actual probabilities. The expressions for ν^* grow progressively more complicated for larger walk lengths. We therefore refrain from showing them.

Numerically calculated deviations of the resulting probability $P^*(n)$ of a walk of length n are shown in Fig. 5 for the lagged Fibonacci rule with feedback positions $(p, q) = (89, 38)$. Error bars were computed using the same parameters as in the previous Section. Because of the number of bits $l = 30$ used in the random numbers the finite-word-length corrections are quite small. As those differences are small compared to the statistical errors, the results for Algorithms P and N are equal within error bars for all walk lengths, unlike in the

case of shift registers. The value of the deviation at walk length p (not shown in the Figure) is equal to $\delta P(p) = -0.4841(4)$ in good agreement with the value of $\frac{1}{2^\mu} - 1 \approx -0.4839$. The deviations have the same order of magnitude for both recipes of random number generation we considered in this paper. This does not support the claim that the lagged Fibonacci method performs better than the GFSR-method[14].

6 Conclusions

Correlation between random numbers can influence the results of a Monte Carlo calculation of a simple random walk model. No deviations occur in the distribution of walk lengths shorter than the magnitude of the largest feedback position. The walk length statistics is affected for larger lengths. In some cases the difference in results using comparison strategy N and P gives an indication of the magnitude of the bias. The magnitude of the deviations tends to be larger for generators derived from primitive trinomials than for primitive pentanomials. Similar effects occur in the cluster-size distribution in a cluster simulation of the Ising model[16].

The magnitude of the deviations $\nu - \nu^*$ depends only on the comparison strategy, and on the value μ . It does not depend on the particular values of feedback positions. In the case of other feedback positions, for example R250 the Kirkpatrick-Stoll Random Number Generator, one should accordingly rescale the horizontal axes of Figures 2-4 by 250/89. However, continuation of the walks to larger n leads to increased scatter so that the effects become less prominent.

These results are relevant for the Wolff cluster simulation of spin models in more than one dimension. In such simulations, each spin in the cluster may have more than one neighbour that has to be included in the cluster. If so, the addresses of these neighbouring spins are temporarily stored, e.g. in a memory called 'stack' (for a hardware implementation see [17]). For each entry in the stack, it has to be checked whether further neighbours have to be added to the cluster, and thus whether further additions to the stack memory have to be made. Spin addresses that have thus been processed, are removed from the stack. The number of addresses in the stack is a fluctuating variable, and the cluster is completed when the stack is empty. Typically the stack memory contains more than one spin address, in which case one random number is not sufficient to end the cluster formation process. However, it is obvious that the completion of a cluster is strongly correlated with the values of the preceding pseudo-random numbers.

The bias in the random numbers preceding the construction of a new cluster

will lead to a significant correlation between $n - 1$ pseudo-random numbers in the case of an n -point production rule, although the correlation is weaker than the correlation between n numbers imposed by the production rule. For a 3-point rule this 2-point correlation combined with the bias in the random numbers allowing a further growth of the cluster causes a bias for the p -th pseudo-random number used in the construction of a cluster. It is known[8] that the bias in the simulation results (for three-point production rules) becomes largest, when p is equal to the average cluster size.

For higher n the bias-producing mechanism is less simple and it seems plausible that the bias in the p -th pseudo-random number will be weaker. Thus one expects that the deviation in the statistics of cluster sizes will be stronger, when less pseudo-random numbers are involved in the production rule. Indeed for the case of shift-registers with a n -point production rule, the bias in the thermodynamics in a Wolff simulation increases strongly with decreasing n [8], where rules with higher values of n can be generated either by decimation or by combining the numbers generated by two or more rules with an exclusive-or.

Acknowledgements

We acknowledge productive discussions with A. Compagner, W. Selke, D. Stauffer and A.L. Talapov. L.N.S. is grateful to the Computational Physics Group at TU-Delft, where this work was initiated, for their kind hospitality. This work is partially supported by grants RFBR 93-02-2018, NWO 07-13-210, INTAS-93-211.

References

- [1] H. Niederreiter, Random number generation and quasi-Monte Carlo methods, SIAM, Philadelphia, 1992.
- [2] A. Compagner, Phys. Rev. E52 (1995) 5634.
- [3] A. Compagner, J. Stat. Phys. 63 (1991) 883.
- [4] A. Hoogland, J. Spaa, B. Selman and A. Compagner, J. Comp. Phys. 51 (1983) 250; A. Hoogland, A. Compagner and H.W.J. Blöte, *The Delft Ising System Processor*, Chapter 7 of *Architecture and Performance of Specialized Computers*, ed. B. Alder, in the series *Computational Techniques* (Academic, New York, 1988).
- [5] F. Schmid and N.B. Wilding, Int. J. Mod. Phys. C6 (1995) 781
- [6] U. Wolff, Phys. Rev. Lett. 62 (1989) 361.

- [7] A.M. Ferrenberg, D.P. Landau and Y.J. Wong, *Phys. Rev. Lett.* 69 (1992) 3382; W. Selke, A.L. Talapov and L.N. Shchur, *JETP Lett.* 58 (1993) 665; P.D. Coddington, *Int. J. Mod. Phys. C5* (1994) 547; I. Vattulainen, T. Ala-Nissila and K. Kankaala, *Phys. Rev. Lett.* 73 (1994) 2513; I. Vattulainen, T. Ala-Nissila and K. Kankaala, *Phys. Rev. E52* (1995) 3205, P.D. Coddington, *Int. J. Mod. Phys. C7* (1996) 295.
- [8] L.N. Shchur and H.W.J. Blöte, to be published.
- [9] T.G. Lewis and W.H. Payne, *J. Assoc. Comput. Mach.* 20 (1973) 456-468
- [10] S. Kirkpatrick and E.P. Stoll, *J. Comput. Phys.* 40 (1981) 517.
- [11] S.W. Golomb, *Shift Register Sequences*, (Holden-Day, Inc., San Francisco, 1967).
- [12] J.R. Heringa, H.W.J. Blöte and A. Compagner, *Int. J. Mod. Phys. C3* (1992) 561; M. Živković, *Math. Comp.* 62 (1994) 385.
- [13] Z.-D. Dai, *J. Cryptology* 5 (1992) 193; M. Ward, *Trans. Amer. Math. Soc.* 35 (1933) 600.
- [14] G. Marsaglia and I.-H. Tsay, *Lin. Alg. Appl.* 67 (1985) 147.
- [15] R.G.E. Pinch, in: C. Boyd, ed., *Proceedings 5th IMA Conference on Coding and Cryptography 1995*, Springer Lecture Notes in Computer Science 1025 (1995) 188.
- [16] L.N. Shchur (unpublished).
- [17] A.L. Talapov, V.B. Andreichenko, V.I. Dotsenko and L.N. Shchur, *Int. J. Mod. Phys. C4* (1993) 787.

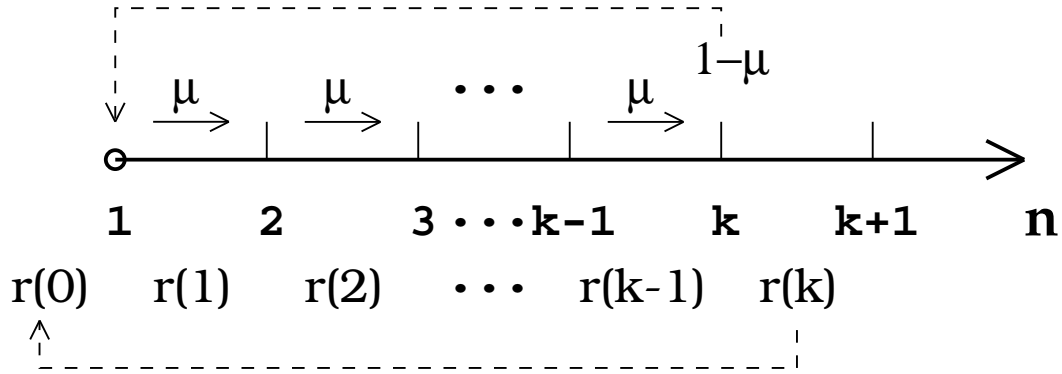


Fig. 1. Graphical representation of the walk generation. A step is made with probability μ , a new walk initiated with probability $1 - \mu$. The random number $r(k)$ is used to decide whether the step is made from k to $k + 1$.

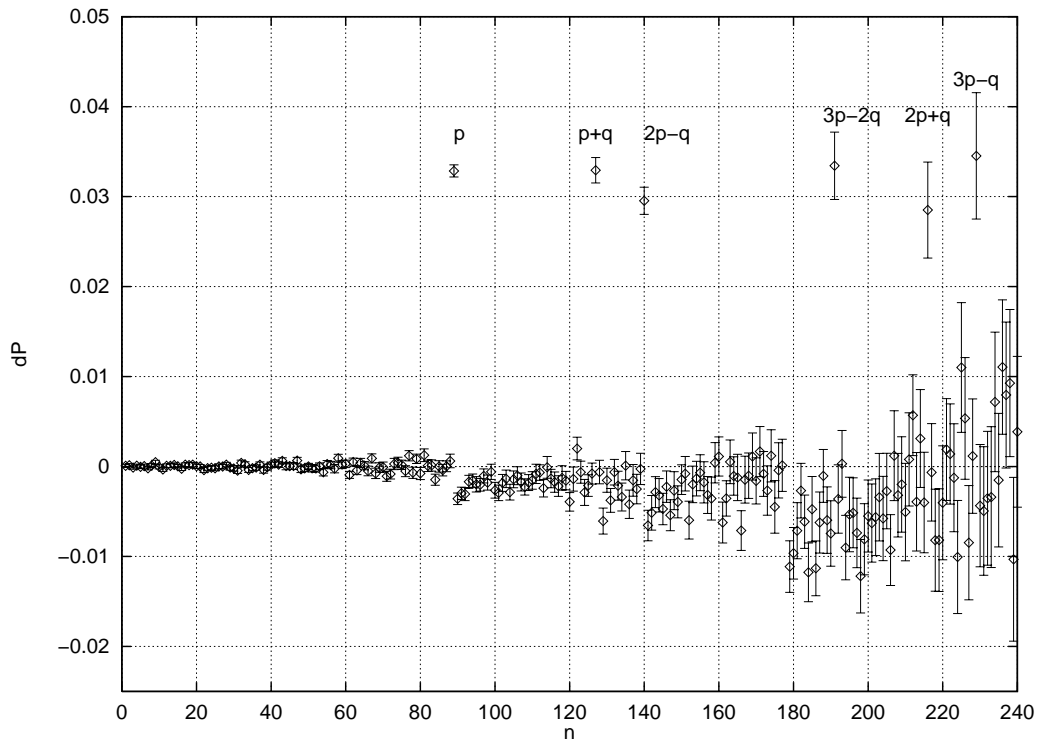


Fig. 2. Deviation δP of the probability of a walk of length n from the value for uncorrelated random numbers versus walk length for a Monte Carlo calculation using Algorithm P , $\mu = \frac{31}{32}$ and GFSR-rule $(p,q)=(89,38)$. Some of the resonances are labeled by linear combinations of feedback positions. The deviation at length $2p$ is equal to $\delta P(2p) = 0.109(3)$ and outside the scale of the figure.

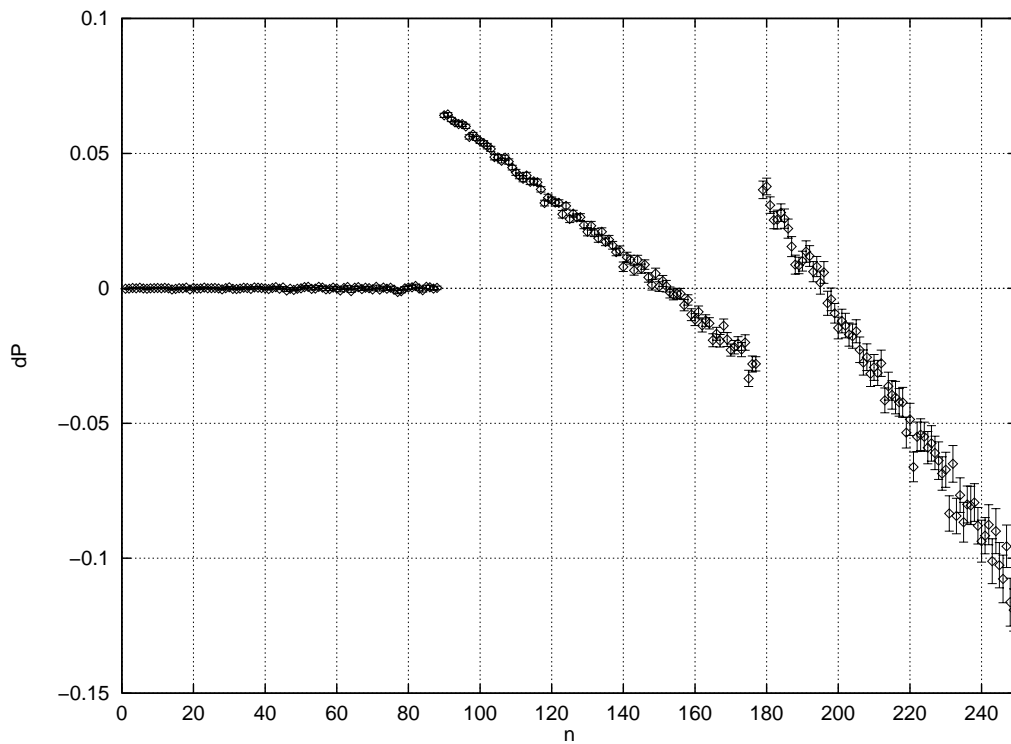


Fig. 3. Deviation δP of the probability of a walk of length n from the value for uncorrelated random numbers versus walk length for a Monte Carlo calculation using Algorithm N , $\mu = \frac{31}{32}$ and GFSR-rule (89,38). The deviations are -1 for length p and $2p$.

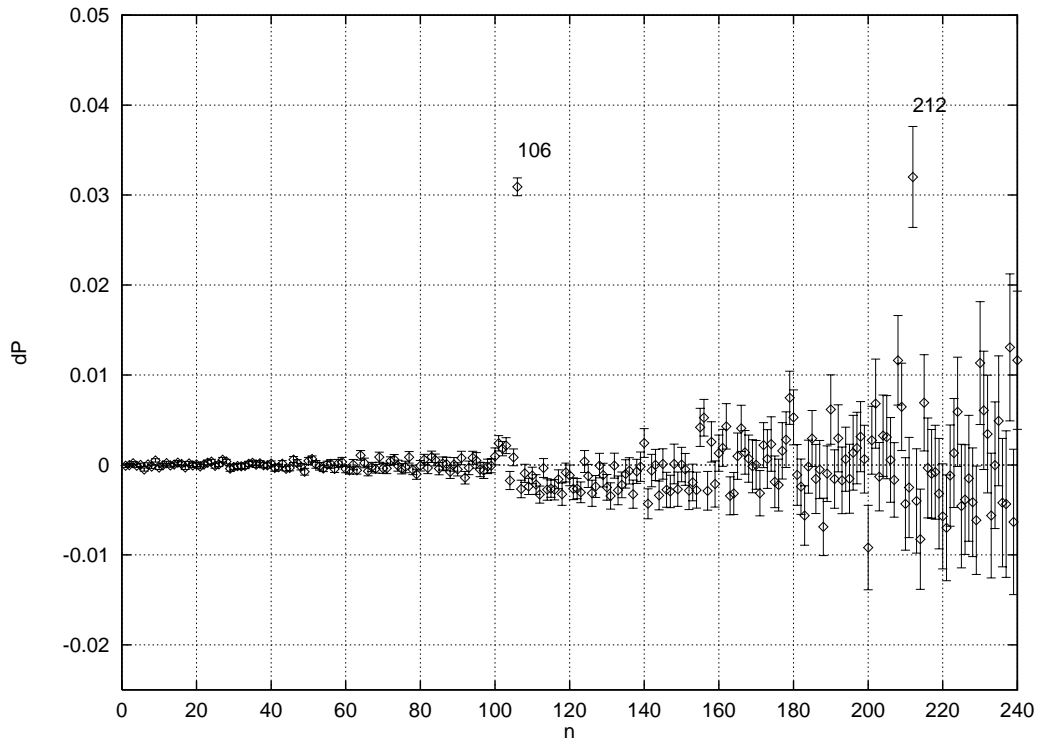


Fig. 4. Deviation δP of the probability of a walk of length n from the value for uncorrelated random numbers versus walk length for a Monte Carlo calculation using Algorithm N , $\mu = \frac{31}{32}$ and GFSR-rule (89,72,55,38).

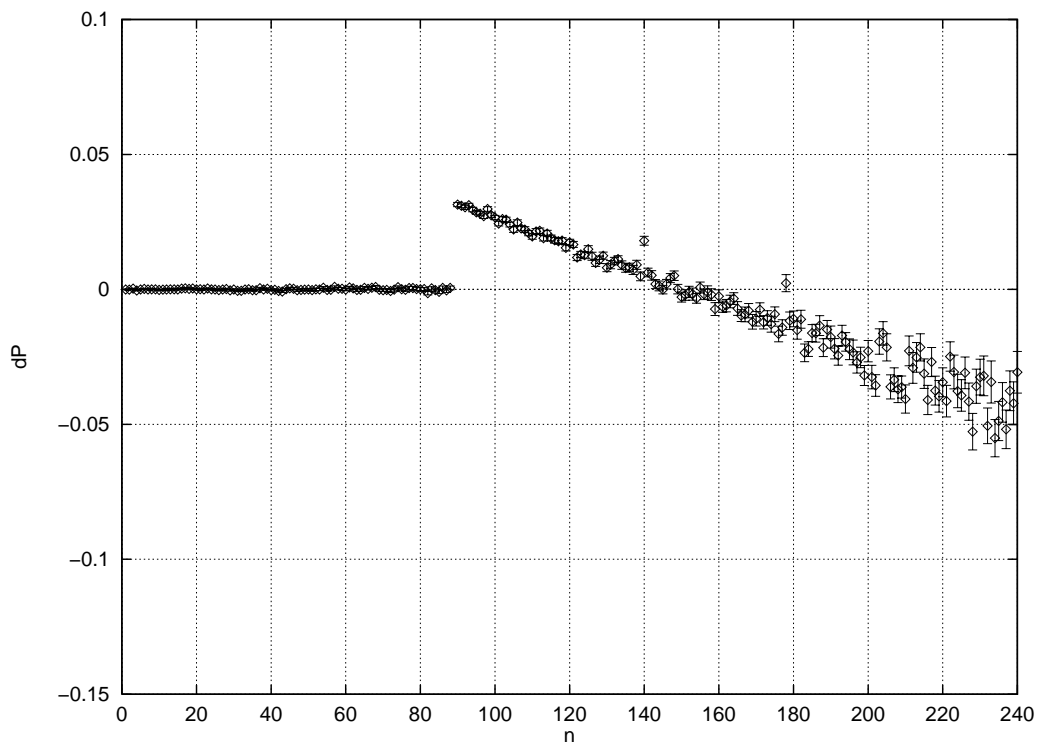


Fig. 5. Deviation δP of the probability of a walk of length n from the value for uncorrelated random numbers versus walk length for a Monte Carlo calculation using Algorithm P , $\mu = \frac{31}{32}$ and lagged Fibonacci rule (89,38). The deviation at length $p = 89$ equals $-0.4841(4)$ and is not shown in the figure.