

GLASSY DYNAMICS IN A MODEL WITHOUT DISORDER: SPIN ANALOG OF A STRUCTURAL GLASS

LEI GU, BULBUL CHAKRABORTY

Department of Physics, Brandeis University, Waltham, MA 02254, USA,
bulbul@snow.cc.brandeis.edu

Paper presented at MRS Fall Meeting, Dec 1996

ABSTRACT

We have analyzed a non-randomly frustrated spin model which exhibits behavior remarkably similar to the phenomenology of structural glasses. The high-temperature disordered phase undergoes a strong first-order transition to a long-range ordered structure. Using Monte Carlo simulations, we have studied the behavior of the supercooled state by quenching to temperatures below this transition temperature. For a range of supercooling, the system remains ergodic and exhibits dynamics characteristic of supercooled liquids. Below a certain characteristic temperature, however, the system freezes into a “glassy” phase. In this phase, the system is non-ergodic and evolves through a distribution of traps characterized by a power-law distribution of trapping times. This change in the dynamic behavior is concurrent with the appearance of a shear instability.

INTRODUCTION

Understanding of glassy dynamics and the glass transition remains as one of the significant challenges in condensed matter physics. Recent experiments on glasses [1,2] have led to some interesting observations regarding the glass transition in structural glasses and indicated some similarities between spin glasses and structural glasses [2]. On the theoretical side, a lot of interest has been focused on spin models without quenched-in disorder which exhibit glassy dynamics [3]. The glassy dynamics in these models, in some instances, have been related to the behavior of equivalent spin-glass like models [3]. Frustration is a key concept in theories of structural glasses such as the curved-space pictures of metallic glass [4]. The two concepts taken together, glassy dynamics in non-random spin systems and frustration as a key to glassy behavior, suggest that frustrated spin systems could play a role in our quest for an understanding the nature of structural glasses [5]. The model discussed in this paper belongs to this category.

It has been shown [6,7] that the frustration of a triangular-lattice Ising antiferromagnet can be removed by elastic distortions. In the deformable lattice, the antiferromagnetic couplings between nearest-neighbor spins depend on their separation. In the simplest model, considered here, only uniform distortions of the lattice are allowed and these are characterized by the relative changes e_1 , e_2 and e_3 of the three nearest-neighbor bonds lengths. In equilibrium, there is a strong first-order transition from the paramagnetic phase to a “striped” structure. The striped phase has alternating rows of up and down spins and a frozen-in shear distortion with one set of bonds (between parallel spins) expanded and the other two (between antiparallel spins) contracted. Monte Carlo simulations have been used to demonstrate that this picture remains virtually unchanged when fluctuations in bond-lengths are allowed [7].

A strong first-order transition accompanied by a shear distortion is reminiscent of the density functional theory of freezing, where volume change plays a similar role, and it seems natural to ask how the supercooled spin system behaves. Upon quenching the system from the disordered phase to the ordered regime, a phenomenology remarkably similar to structural glasses was observed. Monte Carlo simulations were used to study the dynamics following instantaneous quenches from a high-temperature disordered phase to a range of temperatures below the ordering transition (which was strongly first-order). The dynamics employed was standard spin-exchange dynamics extended to include moves which attempt global changes of the shape and size of the box [7]. These global changes were attempted after a complete sweep of all the spins in the lattice. Three system sizes, 32x32, 48x48 and 64x64 were used to investigate the finite size dependence of physical quantities.

DISCUSSION AND RESULTS

These simulations have lead to an intriguing picture of the supercooled state which could shed some light on the nature of the structural glass transition. Above a certain characteristic temperature, T^* , the relaxation of the supercooled state can be described reasonably well by a stretched exponential behavior although there are some deviations. The time scale for nucleation of the striped phase is extremely long and the system behaves as if it is in equilibrium in the metastable disordered phase. There is a volume change of the lattice but the shear distortion fluctuates around zero, as seen in Fig 1. Fig. 1 also shows the time evolution of the energy per spin. For $T > T^*$, the plateaus in these plots indicate the existence of shallow traps which are sampled by the system as it explores the configurations available to it within the large trap or valley that is the disordered phase with zero shear distortion. Below T^* , the behavior of the system becomes non-ergodic. Time-translational invariance is lost and there is continuous evolution or “aging” of the system. The plots in Fig 1 show aging of the shear distortion and the energy per spin. The system is no longer trapped within the large valley characterizing the disordered phase. There is a clear evolution towards lower energy states but this evolution is interrupted by trapping into states with varying well depths. The evidence from simulation points towards a power-law distribution of the trapping times in these wells. If the power law is weak enough, this distribution could lead to aging since the system can always find a trap with a trapping time comparable to the observation time [8].

The onset of aging in this model is concurrent with the disappearance of the well characterized by zero shear, or equivalently, with the appearance of a shear instability. It is known that this model has a shear instability at low enough temperatures [6]. This instability is normally not seen because the first-order transition intervenes at a higher temperature. What is a true instability in this mean-field model could become a narrowly avoided critical point [5] when fluctuations of the bond lengths are included. This would, however, not lead to any drastic changes in the scenario. In the mean-field model considered here, the supercooled state loses its stability at T^* . This, by itself, would have been uninteresting since it would have simply implied that the nucleated path to the striped phase would be replaced by a continuous ordering path. What makes the dynamics non-trivial in this model is the existence of intermediate states which cannot be avoided and are traversed only by barrier-hopping. Therefore, the instability of the supercooled phase leads to the appearance of a glassy phase rather than the striped phase.

One of the characteristics of glass is the lack of ergodicity. A measure of broken ergodicity

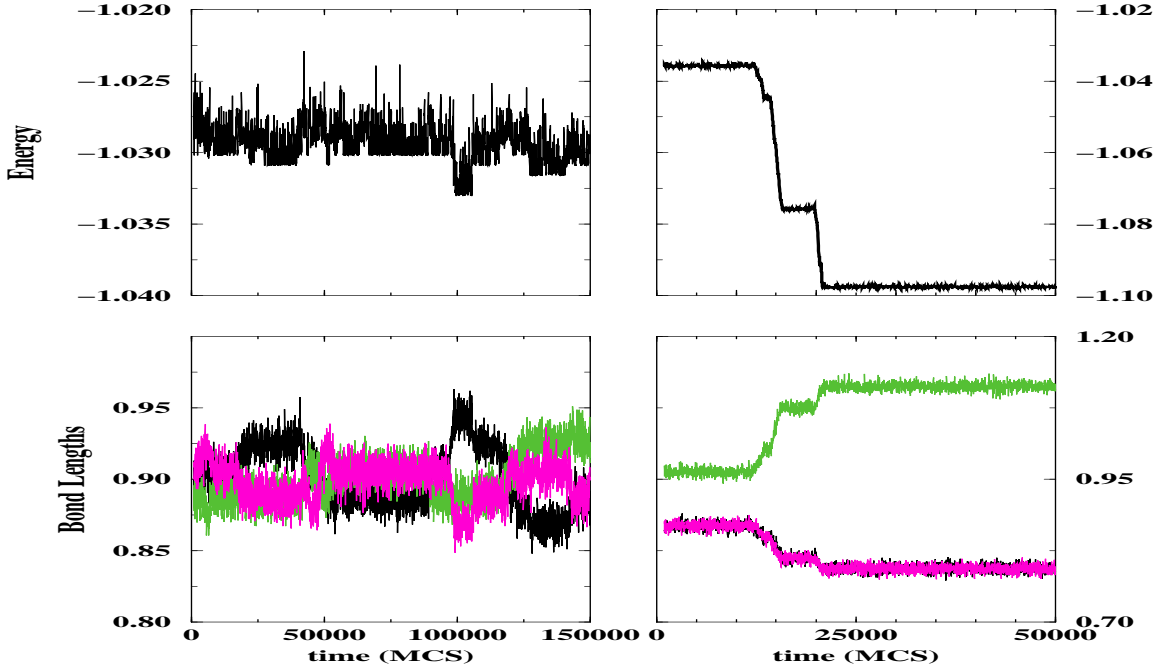


Figure 1: Typical Monte Carlo trajectories showing the energy per spin and the three bond lengths ($1 + e_\alpha$) vs. time. The left-hand panel shows data for a temperature $T > T^*$ and the right hand panel shows data for $T < T^*$. A shear distortion is indicated by $e_1 > 0$ and $e_2, e_3 < 0$ in the right-hand panel for $T < T^*$. In the left-hand panel, the bond lengths are fluctuating about a common value, and there is no shear distortion. The energy of the completely ordered striped phase is -1.27 .

can be obtained from examining the fluctuation metric [9]. This quantity, $\Omega(t)$, measures the integral of the auto-correlation function of the fluctuating quantity and is expected to decay as $1/t$ for ergodic systems where the autocorrelation function decays to zero. Fig 2 shows the inverse of the fluctuation metric for four different quench histories at temperatures above and below T^* . Above T^* the system is clearly ergodic and there is no dependence on quench history. This is far from true for temperatures below T^* . The dependence on quench history shows that the evolution of the system takes place in a rugged landscape. This statement could be made more accurate by analyzing the probability distribution of energy, $P(E)$ in the two different temperature regimes.

In trying to deduce a picture of the free-energy surface from the simulation data, it is useful to characterize a valley by a region of phase space in which the system spends a macroscopic amount of time, much larger than the microscopic time scale for spin exchange. These valleys can then be characterized by local averages such as the energy per spin or the shear distortion. In equilibrium, the probability of finding a system in a given valley characterized, for example, by energy E_α is proportional to $\exp(-\beta F_\alpha)$ where F_α is the free energy characterizing that state. Since the system is observed to reach quasiequilibrium in the valleys, one can obtain a picture of the free energy landscape by measuring the energy histogram $P(E)$ and examining the behavior of $-\ln P(E)$. These free energy surfaces for $T > T^*$ and $T < T^*$ are shown in Fig 3. The difference between the two justifies the picture presented earlier. At the higher temperatures, there is a large valley with a subvalley structure. The system, for large enough system sizes, never escapes this valley and for all

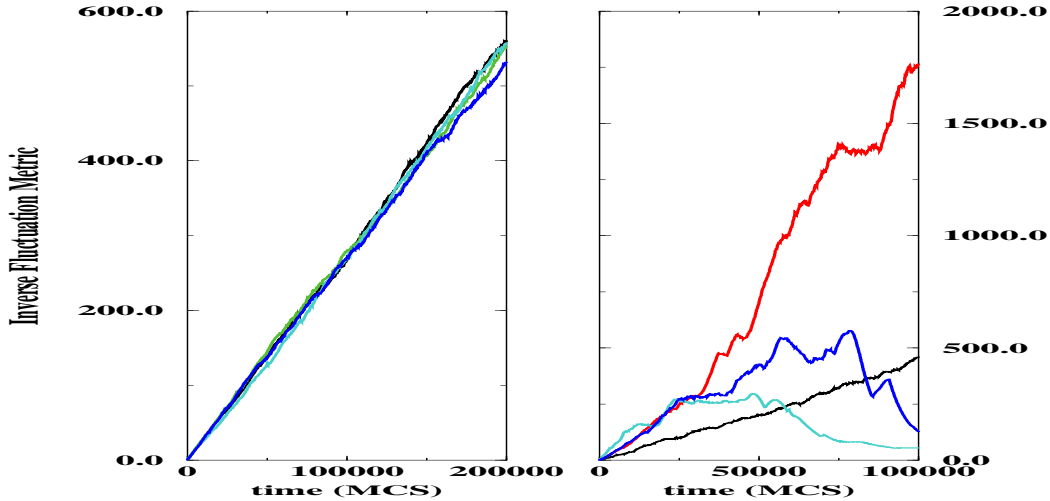


Figure 2: Plot of the inverse of the fluctuation metric for four different Monte Carlo runs. The left panel shows data for $T > T^*$ and the right panel shows data for $T < T^*$.

intents and purposes, is in equilibrium. The breaking of ergodicity here is akin to that in a ferromagnet and does not lead to glassy dynamics. Simulations at higher temperatures show that the internal structure of this valley is not present at high enough temperatures. This indicates that as the temperature is lowered, the subvalleys become deeper in relation to the overall depth of the large valley. The relaxation time within this large valley should be affected by the changing internal structure and, it is possible that these structures lead to the unusual dynamics observed in supercooled liquids above the glass transition [2]. This aspect is being investigated at present. The large valley is absent from the free energy surface for $T < T^*$. The trend of the subvalleys becoming deeper in relation to the overall depth of the large valley has led to the disappearance of this overall structure. The system is now free to explore a larger region of phase space. However, the subvalleys, which have now acquired the role of the primary valleys, trap the system over all different time scales.

A theory of aging in glasses has been proposed which is based on a broad distribution of trapping times [8]. This distribution can be obtained from the energy versus time data obtained in the simulations. A histogram of trapping times at $T < T^*$ (Fig. 4) shows a power law distribution and is consistent with the class of power laws discussed in the theory of aging [8]. These power law distributions imply that the *average* trapping time diverges and the system cannot explore all of phase space in a finite amount of time. This phenomenon has been referred to as weak ergodicity breaking [8].

There seems to be a correlation between the trapping times in the various wells and the shear distortion characterizing these state. The larger the shear distortion the longer is the trapping time. An examination of the morphologies of the states in these wells shows that there are regions of locally ordered striped phases in these wells. These locally ordered regions are separated by disordered regions. The disordered regions get squeezed into smaller and smaller channel as the system evolves towards lower-energy valleys. The trapping time increases as these channels get smaller. The aging process, therefore, leads to valleys with larger shear strains and smaller disordered regions. However, since this leads to the system getting trapped in these wells for longer and longer times, the aging process, in effect, never

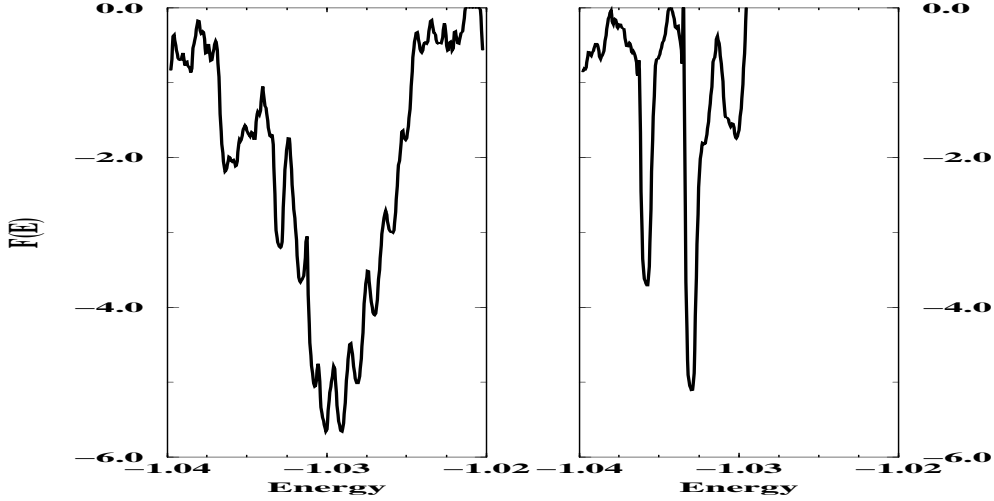


Figure 3: The topology of the free energy surface obtained from $-\ln P(E)$. This prescription gives us the free energy differences between different states at a given temperature. Hence, it can provide a description of the topology but not absolute magnitudes or comparison between different temperatures. The left panel is for $T > T^*$ and the right panel for $T < T^*$.

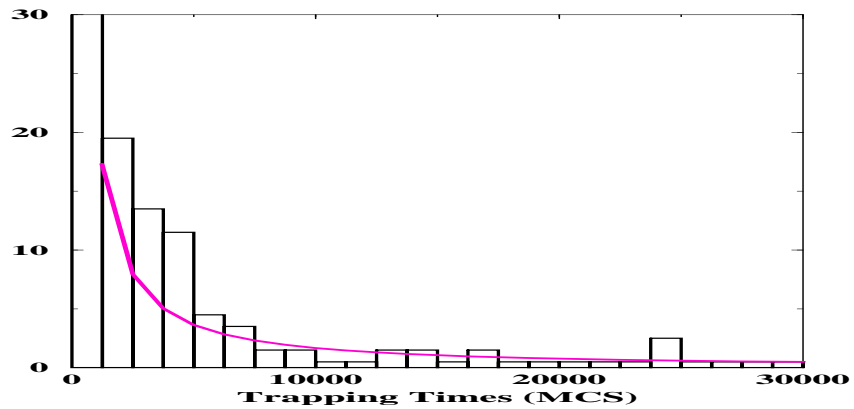


Figure 4: Histogram of trapping times, $P(\tau)$ for $T < T^*$. The solid line is a fit to a power law, $P(\tau) = (\tau)^{-1.2}$. This distribution law implies a divergent average, $\langle \tau \rangle$.

stops.

The height of the barrier, or equivalently, well depth of the large disordered valley was found to scale with the systems size. For $T < T^*$, it is more meaningful to talk about the distribution of well depths or trapping times. Preliminary results indicate that these distribution extends to longer times as the system size increases. What is clear, in this temperature regime, is that some barriers do not scale with system size.

CONCLUSION

The stepwise relaxation seen in Fig 1 is akin to the observed relaxation in the multispin models [10]. As far as the equilibrium properties are concerned, the deformable lattice model considered in this paper, can be mapped onto a pure spin model with pair interactions which are short-ranged and four-spin interactions which are long ranged. It is therefore not surprising that there are similarities between these models. The basic driving force behind the complexity observed in the deformable lattice model is the frustration inherent in the triangular lattice. Coupling to the lattice removes the degeneracies and in its place introduces structure on small and large energy scales. The instability to shear owes its existence to the degeneracy of the triangular lattice groundstate [6]. The coupling between local variables which are frustrated and global variables which are capable of removing the frustration seem to be the essential ingredients of this model. It is possible that this feature is also present in real glasses and is responsible for the remarkable similarity of the phenomenology of our toy model with real systems.

ACKNOWLEDGEMENT

The authors would like to acknowledge useful discussions with N. Gross, Bill Klein and Royce Zia. This work has been supported in part by DE-FG02-ER45495.

REFERENCES

1. C. A. Angell, Proc. Nat. Acad. Sci. **92**, 6675 (1995).
2. Narayanan Menon and Sidney R. Nagel, Phys. Rev. Lett. **74**, 1230 (1995) ; D. Bitko *et al*, Europhys. Lett **33**, 489 (1996).
3. J. P. Bouchaud and M. Mezard, J. Phys. I **4**, 1109 (1994).
4. For a recent review and simulation studies, see T. Tomida and T. Egami, Phy. Rev. B **52**, 3290 (1995).
5. S. A. Kivelson *et al*, J. Chem. Phys **101**, 2391 (1994).
6. Z. Y. Chen and M. Kardar, J. Phys. C **19**, 6825 (1986).
7. Lei Gu, Bulbul Chakraborty, P. L. Garrido, Mohan Phani and J. L. Lebowitz, Phys. Rev. B **53**, 11985 (1996).
8. J. P. Bouchaud, J. Phys. I **2**, 1705 (1992).
9. D. Thirumalai and Raymond D. Mountain, Phys. Rev. B**47**, 479 (1993).
10. W. Krauth and M. Mezard, Z. Phys. B **97**, 127 (1995).