

Suppression of Bloch oscillations by weak disorder in semiconductor superlattices

Enrique Diez,^{1,3} Francisco Domínguez-Adame,^{2,3} and Angel Sánchez^{1,3}

¹*Departamento de Matemáticas, Escuela Politécnica Superior,
Universidad Carlos III, E-28911 Leganés, Madrid, Spain*

²*Departamento de Física de Materiales, Facultad de Físicas,
Universidad Complutense, E-28040 Madrid, Spain*

³*Grupo Interdisciplinar de Sistemas Complicados, Escuela Politécnica Superior,
Universidad Carlos III, E-28911 Leganés, Madrid, Spain*

(June 16, 2021)

We investigate the dephasing dynamics of Bloch oscillations in semiconductor superlattices by means of a very simple model including disorder and applied electric fields. A thorough numerical study of our model allows us to claim that small, unintentional well width fluctuations can be responsible for fast dephasing of Bloch oscillations at low temperatures. We show that the lifetime of Bloch oscillations is controlled by a characteristic time which depends on the degree of disorder and is independent of the electric field. This result is further supported by the excellent agreement between our model calculations and several recent experiments, and leads to specific new predictions.

PACS number(s): 73.20.Dx, 72.15.Rn, 71.23.-k

Dynamical effects in quantum-well semiconductors superlattices (SL's) are the basis for designing ultra-high speed electronic devices, as have been recently proposed [1]. This idea of semiconductor SL's operating at terahertz frequencies was already suggested a long time ago by Esaki and Tsu [2], who argued that electrons should undergo periodic Bloch oscillations (BO's) [3]: Under an applied electric field F , provided that the interband coupling is negligible, electrons oscillate in real space as well as in k space with a characteristic period given by $\tau_B = 2\pi\hbar/eFd$, d being the spatial period of the SL [4,5]. The amplitude of BO's in real space is $A = \Delta/2eF$, where Δ is the minibandwidth. The coherent carrier motion is thus restricted to a region of length $2A$. This periodic motion persists until the Bloch electron loses energy gained from the field through scattering processes. Reports of unambiguous experimental evidences for BO's in GaAs-Ga_{1-x}Al_xAs are presently available [6–10].

Inelastic scattering by phonons, deviations from SL's perfect periodicity due to unintentional imperfections, intraband scattering, interminiband transitions, and scattering by impurities severely reduce the quantum coherence required for the observation of BO's. Indeed, the scattering time τ must be larger than the Bloch period τ_B and therefore the electric field must be larger than certain critical electric field F_c [9]. However, even in the most favorable experimental conditions τ is not much larger than τ_B and thus only a few BO's are usually observed. The origin of such loss of quantum coherence in actual devices is far from understood and, at present, there is much debate about the role played by different scattering mechanisms in those processes. In this regard, Plessen *et al.* [9] found that quantum coherence is lost after few BO's in 30 Å GaAs/30 Å Ga_{0.7}Al_{0.3}As SL's, which was attributed to scattering by LO phonons. On the other

hand, theoretical studies point out that under most experimental conditions interminiband transitions are negligible and, consequently, cannot be responsible for the signal decay [1]. Furthermore, Plessen *et al.* [9] conclude from their experimental results that the critical electric field F_c is higher for SL's with Δ larger than the energy of LO phonons, $E_{LO} = 36$ meV. They explain this dependence by assuming that LO phonon emission is excluded when $\Delta < E_{LO}$. On the contrary, Leisching *et al.* [10] detected up to six BO's but they did not observe any sign of a phonon threshold in SL's with Δ ranging from 13 up to 46 meV. These authors argued that the reduced sample quality of Ref. [9] could be the responsible for the threshold.

From the above discussions, it becomes clear that understanding the interplay between the electric field and the imperfections of the SL's is crucial to elucidate the discrepancies among different groups, either to pinpoint its relevance or to exclude it. As far as we know, however, a complete study of the effects of interface roughness on the Bloch oscillations dynamics is currently lacking. In this letter, we introduce a theoretical model for imperfect GaAs-Ga_{1-x}Al_xAs SL's that successfully accounts for the experimental results. We study the dynamical behavior of these disordered SL's subject to a dc electric field by measuring the position of the centroid of the wavepacket and by means of the time dependent inverse participation ratio (IPR), to be defined below. These quantities will allow us to conclude that the assumption of weak disorder is enough to explain all the available experimental data, thus firmly connecting the dephasing of BO's to the quality of the sample.

Interface roughness appearing during growth in *actual* SL's depend critically on the growth conditions [11]. For instance, protrusions of one semiconductor into the other

cause in-plane disorder and break translational invariance parallel to the layers. To describe local excess or defect of monolayers, we allow the quantum well widths to fluctuate uniformly around the nominal values; this can be seen as substituting the nominal sharp width by an *average* along the parallel plane of the interface imperfections. Our approximation is valid whenever the mean-free-path of electrons is much smaller than the in-plane average size of protrusions as electrons only see *micro*-quantum-wells with small area and uniform thickness [11]. In each *micro*-quantum-well presents a slightly different value of its thickness and, as a consequence, resonant coupling between electronic states of neighboring GaAs layers is decreased. Therefore, in the following we will take the width of the n th quantum well as $a(1 + W\epsilon_n)$, where W is a positive parameter measuring the maximum fluctuation, ϵ_n 's are distributed according to a uniform probability distribution, $P(\epsilon_n) = 1$ if $|\epsilon_n| < 1/2$ and zero otherwise, a is the nominal quantum well width. For clarity we assume that the barrier width b is the same in the whole SL, although we have checked that this assumption can be dropped without changing our conclusions.

For our present purposes, it is enough to focus on electron states close to the conduction-band edge and use the effective-mass approximation. The envelope-functions for the electron wavepacket satisfies the following quantum evolution equation

$$i\hbar \frac{\partial \Psi(x, t)}{\partial t} = \left[-\frac{\hbar^2}{2m^*} \frac{d^2}{dx^2} + V(x) - eFx \right] \Psi(x, t), \quad (1)$$

where x is the coordinate in the growth direction and V is the SL potential at flatband. We have considered a constant effective-mass m^* at the Γ valley for simplicity, but our numerical results should qualitatively describe actual SL's with position-dependent effective-mass.

We study the quantum dynamics of an initial Gaussian wavepacket

$$\Psi(x, 0) = [2\pi\sigma^2]^{-1/4} \exp\left[\frac{ik_0x - (x - x_0)^2}{4\sigma^2}\right], \quad (2)$$

where the mean kinetic energy is $\langle E \rangle = \hbar^2 k_0^2 / 2m^*$ and σ measures the width of the electron wavepacket. We stress that, according to Bouchard and Luban [1] the dynamical behavior of this initial state is similar to that of more realistic functions. The solution of Eq. (1) is accurately obtained using the Cayley's form for the finite difference representation of its formal solution [12,13]. Once the solution is obtained, we evaluate the position of the centroid of the wavepacket as

$$X(t) = \int_{-\infty}^{\infty} dx (x - x_0) |\Psi(x, t)|^2, \quad (3)$$

which should display BO's. Moreover, we use the time-dependent inverse participation ratio (IPR), defined as the second moment of the probability density

$$\text{IPR}(t) = \int_{-\infty}^{\infty} dx |\Psi(x, t)|^4, \quad (4)$$

to evaluate the spatial extent and the degree of localization of electronic wavepackets. We note that delocalized states present small IPR (in the ballistic limit, without applied field, it vanishes with time as t^{-1}), while localized states have larger IPR.

We have considered the same parameters as those of the SL's used in previous experiments [9,10]. In particular, we present here results for the first one of these SL's, i.e., 100 periods of 30 Å GaAs and 30 Å Ga_{0.7}Al_{0.3}As [9]. Samples are labeled according to their period length $d = a + b$, namely 60 Å SL. Similar results are obtained with the other SL's like the 84, 97, or 128 Å ($b = 17$ Å, $a = 67, 80$ and 111 Å, respectively), i.e., the ones reported by Leisching *et al.* [10], although we do not present here these results for brevity. We have straightforwardly calculated the miniband-width for the 60 Å SL obtaining $\Delta = 90$ meV, being larger than E_{LO} . We study applied electric field in the ranges from 5 up to 20 kV/cm. The fluctuation parameter runs from $W = 0$ (perfect SL's) up to $W = 0.20$ (strongly disordered SL's). This maximum value considered here represents excess or defect of a few monolayers. This value is above the degree of perfection now achievable with MBE, so that realistic results are comprised within this range and we do not need to analyze stronger disorder values.

Figure 1 displays the centroid position of the wavepacket in the 60 Å SL for $F = 10$ kV/cm and different values of the unintentional disorder. The initial Gaussian wavepacket is located in the centermost quantum well with $\sigma = 300$ Å and $k_0 = 0$. In Fig. 1(a), for an ordered SL, we observe the occurrence of very well defined BO's with amplitude $2A = 900$ Å and period $\tau_B = 0.7$ ps, in excellent agreement with the theoretical predictions $2A = 900$ Å and $\tau_B = 0.69$ ps. Notice, however, that the perfect oscillatory pattern detected in periodic SL's (upper panel) is progressively destroyed upon increasing the degree of disorder as seen in the rest of panels in Fig. 1, for $W = 0.01, 0.03, 0.05, 0.10,$ and 0.20 . It is most important to mention here that the results do not depend on the particular realization of disorder. We note that those values correspond, if we assume that a monolayer width of this type of SL's is about 3 Å, to a maximum excess of defect of less than one monolayer ($W = 0.01$ and 0.03), one monolayer ($W = 0.05$), two monolayers ($W = 0.10$) and four monolayers ($W = 0.20$). The disorder induces a decrease of the amplitude of the oscillations and, besides, it produces a progressive dephasing comparing with the ideal perfect case [Fig 1(a)]. In the strong disorder case no signs of BO's are found. This fact can be explained by the absence of translational invariance at flatband and, consequently, by scattering of electrons with the random

potential. Similar results are obtained with the SL's reported by Leisching *et al.* [10]. We have to note in this respect that for those samples we have observed a slower decay of BO's, the slowest evolution corresponding to the SL with the narrowest miniband. This can be understood by noting that the amplitude of BO's is proportional to the minibandwidth: Thus, the coherent motion of electrons takes place in a smaller region when decreasing the mini-band-width and, therefore, carriers are less influenced by disorder. This result is in very good agreement with the experimental observations [10].

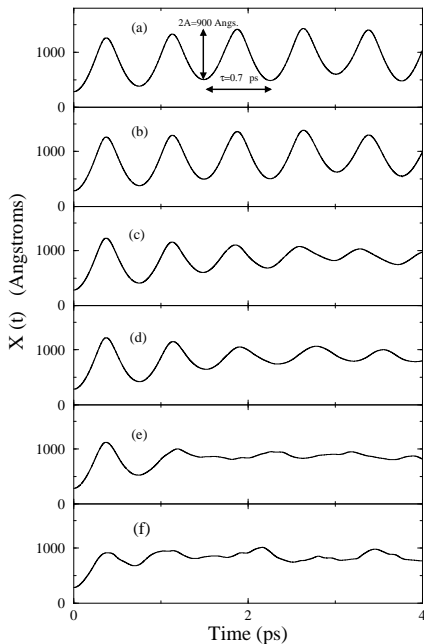


FIG. 1. Centroid of an initial Gaussian wavepacket with $k_0 = 0$ and $\sigma = 300 \text{ \AA}$ as a function of time in 60 \AA SL's. The applied electric field is $F = 10 \text{ kV/cm}$. From top to bottom (a) $W = 0$, (b) 0.01, (c) 0.03, (d) 0.05, (e) 0.10, and (f) 0.20. The values of the amplitude $2A = 900 \text{ \AA}$ and Bloch period $\tau = 0.7 \text{ ps.}$, for the perfect SL's (a), are in excellent agreement with the theoretical predictions.

We can achieve a better resolution of the BO's period and the influence of the disorder by means of the IPR. The upper panel of Fig. 2 presents the results for the IPR of the 60 \AA SL when the initial Gaussian wavepacket is located in the centermost quantum-well with $\sigma = 20 \text{ \AA}$ and $k_0 = 0$. The electric field is $F = 10 \text{ kV/cm}$. In the absence of imperfections, the IPR displays a periodic pattern with marked peaks at times $t_n = n\tau_B$, where n is any arbitrary, nonnegative integer and $\tau_B = 0.7 \text{ ps}$. This means that the initial localized state is recovered after

this time. It is most important, to assess the accuracy of our calculation, to mention that the numerical value of the IPR at maxima is exactly the same than that obtained from (2) and (4), that is, $\text{IPR}(0) = 1/(2\sqrt{\pi}\sigma) = 0.01 \text{ \AA}^{-1}$. Results corresponding to disordered SL's with the same initial conditions as before are shown in the remaining panels of Fig. 2, confirming that BO's progressively disappear on increasing the degree of disorder.

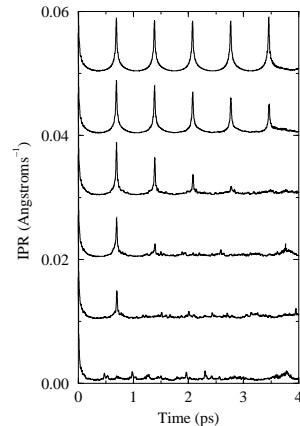


FIG. 2. IPR *vs* time for an initial Gaussian wavepacket with $k_0 = 0$ and $\sigma = 20 \text{ \AA}$, subject to an electric field $F = 10 \text{ kV/cm}$ in 60 \AA SL's. From top to bottom $W = 0, 0.01, 0.03, 0.05, 0.10,$ and 0.20 .

From the above results we are led to the conclusion that there exists a characteristic scattering time τ_{dis} after which BO's are destroyed by disorder. Moreover, it is readily observed in Fig. 2 that τ_{dis} decreases upon increasing the degree of disorder. However, the above results have been obtained for a fixed value of the electric field, but clearly a meaningful definition of the scattering time should be independent of the value of the electric field. To check the validity of the introduced τ_{dis} we have studied the IPR for different values of the applied electric field at a given degree of disorder. Representative results are presented in Fig. 3 for $W = 0.03$ (on average less than one monolayer) and $F = 5, 10, 15$ and 20 kV/cm . From this plot we can estimate that $\tau_{\text{dis}} \simeq 2.5 \text{ ps}$ for all values of the electric field. Thus, this scattering time plays the same role as the scattering time arising from inelastic interactions, in the sense that τ_B must be kept smaller than τ_{dis} to observe BO's. Interestingly, this value is the same as that obtained in the experiments of Plessen *et al.* [9] The scattering time increases when the minibandwidth decreases, for the same amount of disorder, and values obtained with our model turn out to be perfectly consistent with all the experimental values [7,10,14].

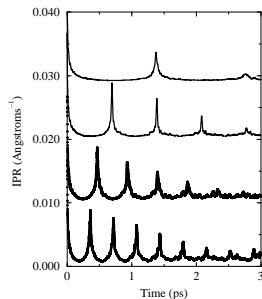


FIG. 3. IPR *vs* time for an initial Gaussian wavepacket with the same parameters as in Fig. 2, placed in a 60 Å SL's with $W = 0.03$. From top to bottom $F = 5, 10, 15,$ and 20 kV/cm.

To conclude, we have been able to firmly connect BO's suppression and dephasing in actual SL's to small deviations from exact flatness at well-barrier interfaces. Specifically we have shown that an average degree of imperfection of less than a monolayer suffices to explain quantitatively the experimental results in [9,10]. Whereas the initially localized state is recovered after time τ_B in the case of perfect ($W = 0$) SL's (regular behavior), any degree of disorder due to imperfections during growth leads to the disappearance of BO's after a few oscillations: The higher the degree of disorder the faster the vanishing of BO's. The very good agreement with previous experiments points out the crucial role of imperfections in the dynamics of actual SLs driven by electric fields. Most importantly, we have been able to define a characteristic scattering time τ_{dis} , *independent* of the electric field, after which BO's cannot be detected, this being a specific prediction of our model that can be checked in experiments. In other words, for the BO's to be observed in actual SLs, the applied electric field must be larger than some critical electric field given by $eF_{\text{dis}}d = 2\pi\hbar/\tau_{\text{dis}}$. The existence of such a critical field is evidently very important from the viewpoint of practical applications of our results. F_{dis} is directly related to the degree of disorder present in the sample and decreases upon increasing the quality of the sample, i.e., it is an excellent parameter to assess the performance of epitaxial growth techniques.

As we have seen, the main conclusion of this work, that the importance of disorder in the transport properties of SL's has to be underlined, in contrast with the general belief that the high quality of actual SL's allows to neglect disorder as a second order effect. It has to be kept in mind that such an average of disorder of less than a monolayer is currently unavoidable, more so when preparing such long SL's (100 periods) as we have considered. We note, however, that high-frequency op-

erating devices demand higher electric fields. Therefore, for sufficiently high fields, the region where coherent carrier motion takes place, namely $2A = \Delta/eF$, is comparable to the SL's period d . In such a situation, the in-plane disorder is no longer well described by an ensemble of different quantum wells as we have proposed because the wavepacket only would *see* one quantum well in our model. Therefore more theoretical work is needed to investigate the role of imperfections and other dephasing mechanisms like excitonic effects [15] in the design of future, shorter period devices.

The authors thank with great pleasure collaborative and illuminating conversations with Fernando Agulló-Rueda, Karl Leo and Gintaras Valušis. This work has been supported by CICYT (Spain) under project MAT95-0325.

-
- [1] A. M. Bouchard and M. Luban, Phys. Rev. B **47**, 6815 (1993).
 - [2] L. Esaki and R. Tsu, IBM J. Res. Dev. **14**, 61 (1970).
 - [3] F. Bloch, Z. Phys. **52**, 555 (1928); C. Zener, Proc. R. Soc. London Ser. A **145**, 523 (1934).
 - [4] M. Dignam, J. E. Sipe, and J. Shah, Phys. Rev. B **49**, 10 502 (1994).
 - [5] F. Agulló-Rueda and J. Feldmann, in *Semiconductor Superlattices* (H. T. Grahn, ed., World Scientific, Singapore, 1995).
 - [6] K. Leo, P. Haring, F. Brüggemann, R. Schwedler, and K. Köhler, Solid State Commun. **84**, 943 (1992).
 - [7] J. Feldmann, K. Leo, J. Shah, D. A. B. Miller, J. E. Cunningham, T. Meier, G. von Plessen, A. Schulze, P. Thomas, and S. Schmitt-Rink, Phys. Rev. B **46**, 7252 (1992).
 - [8] C. Waschke, H. G. Roskos, R. Schwedler, K. Leo, H. Kurtz, and K. Köhler, Phys. Rev. Lett. **70**, 3319 (1993).
 - [9] G. von Plessen, T. Meier, J. Feldmann, E. O. Göbel, P. Thomas, K. W. Goosen, J. M. Kuo, and R. F. Kopf, Phys. Rev. B **49**, 14 058 (1994).
 - [10] P. Leisching, P. Haring Bolivar, W. Beck, Y. Dhaibi, F. Brüggemann, R. Schwedler, H. Kurz, K. Leo, and K. Köhler, Phys. Rev. B **50**, 14 389 (1994).
 - [11] K. A. Mäder, L. -W. Wang, and A. Zunger, J. Appl. Phys. **78**, 6639 (1995).
 - [12] A. M. Bouchard and M. Luban, Phys. Rev. B **52**, 5105 (1995).
 - [13] E. Diez, A. Sánchez, F. Domínguez-Adame, and G. P. Berman, Phys. Rev. B **54**, (in press) (1996).
 - [14] T. Dekorsy, P. Leisching, K. Köhler, and H. Kurz, Phys. Rev. B **50**, 8106 (1994).
 - [15] G. Valušis, V. G. Lyssenko, D. Klatt, F. Löser, K. H. Pantke, and K. Leo, *Proceedings of the 23rd International Conference on The Physics of Semiconductors, July 21-26 1996*, ed. by M. Scheffler and R. Zimmermann, pp. 1783-1787, World Scientific (1996).