

Excitations in Spin Chains and Specific-Heat Anomalies in Yb_4As_3

Burkhard Schmidt*, Peter Thalmeier and Peter Fulde
*Max-Planck-Institut für Physik komplexer Systeme,
D-01187 Dresden, Germany*

Abstract

An explanation is given for the observed magnetic-field dependence of the low-temperature specific heat coefficient of Yb_4As_3 . It is based on a recently developed model for that material which can explain the observed heavy-fermion behaviour. According to it the Yb^{3+} -ions are positioned in a net of parallel chains with an effective spin coupling of the order of $J \approx 25$ K. The magnetic-field dependence can be understood by including a weak magnetic coupling J' between adjacent chains. The data require a ratio $J'/J \approx 10^{-4}$. In that case the experimental results can be reproduced very well by the theory.

The low-carrier compound Yb_4As_3 which belongs to the Rare-Earth pnictide family has been subject of extensive experimental investigation caused by its intriguing low-temperature anomalies [1, 2, 3, 4, 5, 6, 7, 8, 9]. It shows evidence for a ‘heavy-fermion’ type behaviour below a characteristic temperature $T^* \simeq 40$ K, notably a large γ -coefficient of about $200 \text{ mJ/mol} \cdot \text{K}^2$ for the specific heat. On the other hand the carrier concentration is extremely small, approximately 10^{-3} holes per formula unit below T^* . This excludes a conventional Kondo-mechanism as origin of the low-energy excitations leading to the large γ -value.

The scenario proposed in Ref. [10] is quite different from that of a Kondo system. The crystal has the anti- Th_3P_4 -structure, and the space group is $I43d$. The Yb-ions occupy four systems of parallel chains oriented along the space diagonals of a cube (body-centred cubic rod packing) [11]. A structural phase transition at room temperature

changes the high-temperature homogeneous mixed-valent state of Yb_4As_3 ($\text{Yb}^{3+} : \text{Yb}^{2+} = 1 : 3$) to a charge ordered state where the 25% Yb^{3+} -holes are confined to one of the four chain systems, e.g. parallel $\langle 111 \rangle$ -chains. The particular ordering of Yb^{3+} -ions was confirmed clearly by perturbed angular-correlation (PAC) measurements [6]. This state has almost half-filled hole bands which are subject to strong on-site Coulomb correlations, effectively described by a t-J model. Therefore the low-energy excitations essential for the specific heat are the magnetic excitations of an antiferromagnetic quasi-one-dimensional ‘ $S = \frac{1}{2}$ ’ Heisenberg chain (\mathbf{S} is the pseudospin corresponding to the lowest Kramers doublet of Yb^{3+}). This model proposed in Ref. [10] was beautifully confirmed by the inelastic neutron-scattering results of Kohgi et al. [7]. They show that low-temperature magnetic excitations in Yb_4As_3 are very well described by the one-dimensional spin wave spectrum, $\omega(q) = (\pi/2)J \sin(aq)$, of des Cloizeaux and Pearson [12] where q is the wave number in $\langle 111 \rangle$ -direction and a the distance of Yb^{3+} ions along the chain. This also leads naturally to a linear specific heat for $k_B T/J \ll 1$. From the maximum observed spin-wave energy of $3.8 \text{ meV} \approx 40 \text{ K}$ at $q = \frac{1}{2}(\pi/d)$ one obtains $J = 25 \text{ K}$ in good agreement with the energy scale T^* estimated from the value of γ .

However there is still one major challenge to the validity of the model proposed in Ref. [10]. Concerning the dependence of γ on an applied magnetic field \mathbf{H} , one would expect deviations from $\gamma(\mathbf{H} = 0)$ of the order $(\mathbf{H}/J)^2$, i.e., about 10^{-2} at 4 T uniformly for all temperatures with $k_B T/J \leq 1$. Experiments by Helfrich et al. [2] revealed a quite different behaviour: Above 2 K changes in γ are indeed small. In contrast, at 0.5 K the field dependence of $\gamma(\mathbf{H})$ is dramatic. Already at 4 T its value is strongly suppressed in conflict with the above argument. This indicates that an additional energy

*E-mail: bs@mpipks-dresden.mpg.de

scale much smaller than J (25 K) must be present in Yb_4As_3 .

It is the purpose of this letter to show that the spin-chain model for Yb_4As_3 is well capable of explaining the unexpected results of Helfrich et al. For the present purpose we may neglect deviations from perfect charge ordering or half filling which is only important for the transport properties. The additional energy scale which the results in Ref. [2] suggest is associated with anisotropy gaps of the magnetic excitations caused by interchain coupling J' of the parallel Yb^{3+} -spin chains. The complete excitation spectrum of a trigonal antiferromagnetically coupled chain system is calculated and it is shown how the linear specific-heat term and its field dependence arises. A comparison with the data of Helfrich et al. allows to estimate the magnitude of J' . Proposals for magnetic resonance experiments are made.

It is well-known that in one spatial dimension, there cannot be any long-range spin ordering, but, according to calculations on the spin-1/2 Heisenberg chain [13, 14], the spin-spin correlation function decays slowly, $\langle \mathbf{S}(r) \cdot \mathbf{S}(0) \rangle \propto (-1)^r \sqrt{\log(r)}/r$, i.e., the correlation length is infinite. We therefore model Yb_4As_3 as if the spins were antiferromagnetically ordered and apply linear spin-wave theory, neglecting disorder-induced corrections.

We transform the crystal coordinate system of the charge-ordered state to a new basis with a hexagonal unit cell where the $\langle 111 \rangle$ -direction now is oriented along the c -axis, i.e., it transforms to the $\langle 001 \rangle$ -direction. Taking into account the interchain coupling by a parameter Δ , we describe Yb_4As_3 with a Hamiltonian of the form

$$H = \sum_{\langle ij \rangle} \mathbf{S}_i \cdot \mathbf{S}_j + \Delta \sum_{\langle ij \rangle'} \mathbf{S}_i \cdot \mathbf{S}_j + \sum_i \left(d(S_i^z)^2 - \mathbf{h} \cdot \mathbf{S}_i \right), \quad (1)$$

where $\Delta = J'/J$ is the ratio of the antiferromagnetic exchange constants perpendicular and parallel to the c -axis, and $\mathbf{h} = g_{\text{eff}}\mu_B \mathbf{H}/J$ is the applied magnetic field. All energies are in units of J . We parameterize the anisotropic exchange of the system by introducing a parameter $d > 0$ describing a single-ion easy-plane anisotropy. The symbols $\langle ij \rangle$ and $\langle ij \rangle'$ imply summation over nearest-neighbour bonds along and perpendicular to the c -axis.

Starting point of the calculation is the classical Néel-state. Perpendicular to the c -direction, the spins are situated on a trigonal lattice-structure, subdivided into three interpenetrating sublattices.

These sublattices are stacked antiferromagnetically along the c -direction. The ordered system thus contains six sublattices $\mathcal{L}(L, c)$, numbered with $L = 1, 2, 3$ within one plane perpendicular to the c -axis, and with $c = 1, 2$ in c -direction. In order to describe the Néel-state properly, we perform coordinate transformations on each sublattice $\mathcal{L}(L, c)$ such that each \mathbf{S}_i points into the local z -direction. Parametrizing these transformations by polar and azimuthal angles $\Phi_{L,c}$ and $\Theta_{L,c}$, we apply a Holstein-Primakoff transformation on the spins and retain only the constant and bilinear parts of the Hamiltonian. After Fourier transforming H , we diagonalize it by a Bogoliubov-transformation. The diagonal form of H then reads

$$H = H_{\text{Néel}} + H_0 + 2S \sum_{L,c} \sum_{\mathbf{q}} \omega_{Lc}(\mathbf{q}) \left(a_{q,Lc}^\dagger a_{q,Lc} + \frac{1}{2} \right). \quad (2)$$

$H_0 \propto (S, h)$ contains constants arising from a rearrangement of the bilinear terms of H , and $a_{q,Lc}$ ($a_{q,Lc}^\dagger$) is the Fourier transform of the Holstein-Primakoff boson a_i (a_i^\dagger) on the sublattice $\mathcal{L}(L, c)$. $H_{\text{Néel}} \propto (S^2, h \cdot S)$ contains the classical part of H , i.e., the exact Hamiltonian for $S \rightarrow \infty$. Minimizing it with respect to the angles Φ_{Lc} and Θ_{Lc} yields the ground-state spin configuration of (2) [15, 16]. The problem of quantum corrections to the ground-state energy may be important for some cases [17, 18].

If the applied field \mathbf{h} does not break the rotational symmetry of (2) in the limit $\mathbf{h} = 0$, i.e., for \mathbf{h} parallel to the c -axis, the Néel-state is made up of two antiferromagnetically stacked triangular lattices. Within these lattices, the spins of the three sublattices lie on the surface of a cone ($|\Phi_{Lc} - \Phi_{L'c}| = 2\pi/3$, $L \neq L'$) with the axis parallel to the field (the c -axis) and an apex angle $\Theta_{Lc} = \Theta = \arccos\left(\frac{h/(2S)}{2+d+9/2\Delta}\right)$. The spin-wave dispersion is given by

$$\begin{aligned} \omega_{Lc}^2(\mathbf{q}) = & \left(1 - 2 \cos^2 \Theta + \frac{h}{2S} \cos \Theta \right. \\ & \left. + (-1)^c \cos q_z \right. \\ & \left. + \frac{3}{2} \Delta (1 - 3 \cos^2 \Theta - 2\rho_L(\mathbf{q})) \right) \\ & \times \left(1 + d - 2 \cos^2 \Theta + \frac{h}{2S} \cos \Theta \right. \\ & \left. - (-1)^c (1 - 2 \cos^2 \Theta) \cos q_z \right. \\ & \left. + \frac{3}{2} \Delta (1 - 3 \cos^2 \Theta) \right) \end{aligned}$$

$$+ 4 \left(1 - \frac{3}{2} \cos^2 \Theta \right) \rho_L(\mathbf{q})), \quad (3)$$

$$\begin{aligned} \rho_L(\mathbf{q}) &= \frac{1}{3} \left(\cos^2 \left(\frac{q_x}{2} - \Phi_L \right) \right. \\ &\quad \left. + \cos \left(\frac{q_x}{2} - \Phi_L \right) \cos \left(\frac{\sqrt{3}q_y}{2} - \frac{1}{2} \right) \right), \\ \Phi_1 &= 0, \quad \Phi_2 = \frac{2\pi}{3}, \quad \Phi_3 = -\frac{2\pi}{3}. \end{aligned}$$

According to Ref. [16], with a magnetic field perpendicular to the c -axis, one obtains for a small single-ion anisotropy d a so-called umbrella-type spin configuration for $h > h_1 \approx 2S\sqrt{d}$. In the umbrella-phase, the spins cant out of the c -plane—they lie on the surface of two cones with the axis parallel to the field direction, but different apex angles. Since in this case a simple closed-form solution for $\omega_{Lc}(\mathbf{q})$ is not achievable, we diagonalized the Hamiltonian (2) numerically.

Figure 1c shows a typical dispersion unfolded in the chemical Brillouin zone for an interchain coupling $\Delta = 0.01$, vanishing easy-plane anisotropy d , and vanishing magnetic field. In the directions parallel to the c -axis, the scale is set by the intrachain coupling, which fits the neutron scattering data on Yb_4As_3 if we set $J \approx 25$ K, rescaling by a factor of $2/\pi$ according to the Bethe-Ansatz result. In the directions transverse to the c -axis, the scale of the dispersion of the spin-wave modes is given by $\sqrt{\Delta}$. There are three modes becoming soft at the Γ -point, corresponding to the continuous degeneracy of the ground state with respect to rotations of all spins by the same angle around an arbitrary axis.

Upon applying a magnetic field, this degeneracy is lifted, and the corresponding modes acquire a finite frequency at the Γ -point. For an arbitrary small but finite anisotropy d , we have still one Goldstone mode if the field is applied parallel to the c -axis, corresponding to the independence of the ground state with respect to rotations around that axis, see Figure 1b. For a field direction perpendicular to the c -axis, a gap opens in the entire Brillouin zone. For $\sqrt{d} \ll h \ll h_s = 2 + 9\Delta/2$, the value of the gap is $E_g/J \approx \sqrt{3\Delta}$. In Figures 1a and b, we take $h = 0.2$, corresponding to a magnetic field of about 6 T.

The scenario outlined above allows for an at least qualitative understanding of the behaviour of the specific heat C_V in a magnetic field as follows. For temperatures $k_B T/J \ll \sqrt{\Delta}$, the crystal behaves “three-dimensional”, i.e., $C_V \propto T^3$. If $k_B T/J > \sqrt{\Delta}$, the T -dependence becomes lin-

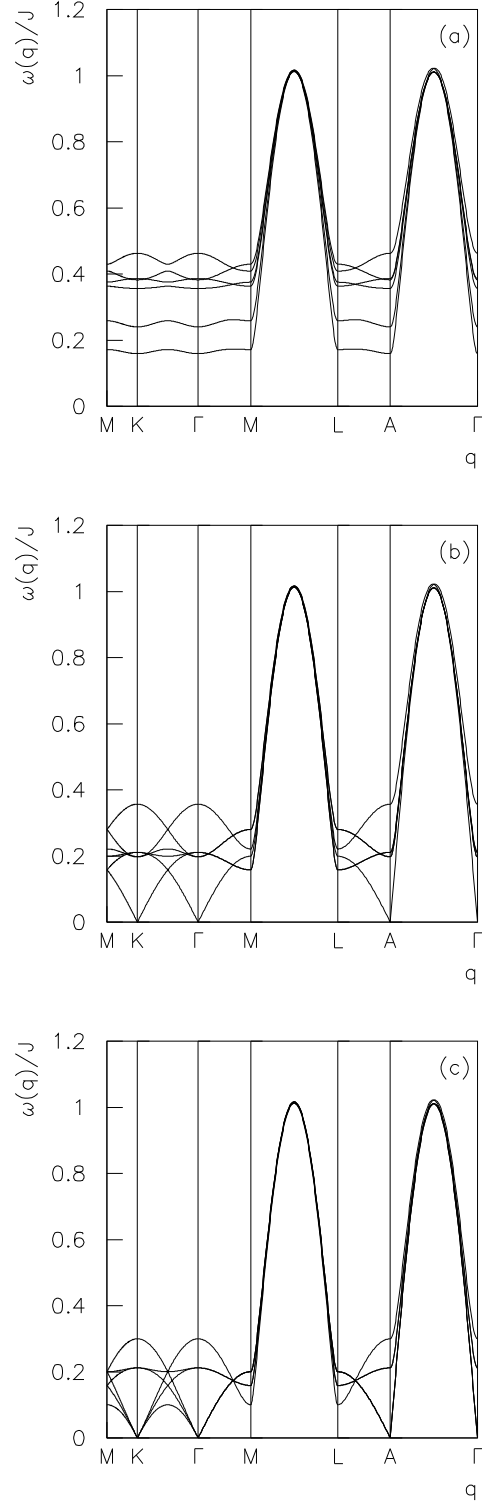


Figure 1: Spin-wave dispersion for the trigonal-chain structure in a magnetic field. (a) Field applied perpendicular to the c -axis, (b) field parallel to the c -axis, (c) without applied field. The ratio Δ of interchain-to intrachain-coupling is 0.01.

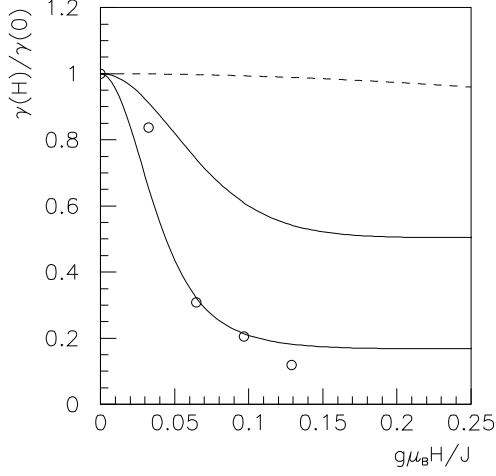


Figure 2: Magnetic-field dependence of the γ -coefficient. Bottom solid line: field applied perpendicular to the c -axis, top solid line: field parallel to the c -axis, both at $k_B T = 0.02 J \approx 0.5$ K. Dashed line: field dependence at $k_B T = 0.2 J \approx 5$ K. The open circles denote the data from Ref. [2]. The ratio Δ of interchain- to intrachain-coupling is 10^{-4} .

ear, $C_V \approx \gamma T$, because then interchain-excitations are thermally populated, and only the quasi-one-dimensional intrachain-excitations contribute. In Figure 2 we show the field dependence of the γ -coefficient at $k_B T/J = 0.02$ (solid lines) and $k_B T/J = 0.2$ (dashed line). In a magnetic field parallel to the chains, γ is reduced by a factor of 2. In this case, there is still the above-mentioned zero-energy mode giving the main contribution to γ . If the field direction points perpendicular to the chains, γ decreases rapidly as a function of \mathbf{h} due to the opening of the gap in $\omega_{Lc}(\mathbf{q})$. This rapid decrease compares quite well with the experiment—the experimental values are drawn as open circles in the plot [2]. The experiment was done using a multiple-domain crystal, so one would expect the data to fall between the two extremes, \mathbf{h} parallel and \mathbf{h} perpendicular to the c -axis.

At temperatures $k_B T/J \gg \sqrt{\Delta}$, the impact of \mathbf{h} on γ is almost completely suppressed, see the dotted line in Figure 2. Compared with the experimental behaviour of $\gamma(T)$ at sufficiently large fields, this provides us with an order of magnitude for the interchain coupling, i.e., we have $\Delta = \mathcal{O}(10^{-4})$ in order to describe the experiment. The strong dependence of the γ -coefficient on Δ is shown in Figure 3. γ decreases by almost four orders of magnitude upon variation of Δ from zero to one, i.e., were

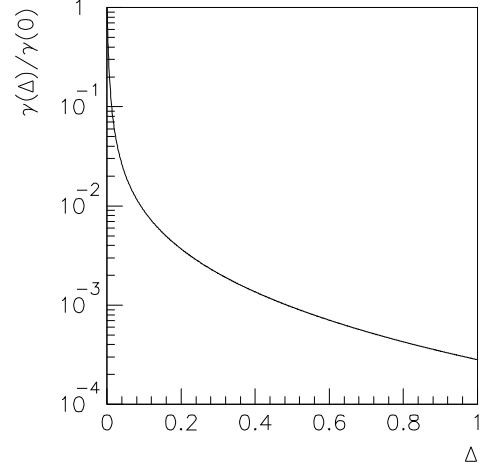


Figure 3: Dependence of the γ -coefficient at $k_B T = 0.02 J \approx 0.5$ K on the ratio Δ of interchain- to intrachain-coupling. Note the logarithmic scale on the ordinate.

$\Delta > \mathcal{O}(10^{-2})$, the characteristic heavy-fermion behaviour of Yb_4As_3 would not be present.

We conclude that the spin-chain model for Yb_4As_3 proposed in [10] and its extension discussed here is in excellent agreement with the neutron scattering results of Kohgi et al. and the field dependence of the γ -coefficient found by Helfrich et al. In particular it explains very well why this field dependence sets in only at low temperatures. This is due to a new energy scale $\sqrt{JJ'} \ll J$ set by the anisotropy gaps in the excitation spectrum which are caused by the interchain coupling. From the behaviour of $\gamma(\mathbf{H})$ one would obtain $J'/J \simeq 10^{-4}$. In this case it would however be impossible to directly observe the branches of excitation propagating transversely to the chain direction (Fig. 1) by neutron scattering. We therefore suggest that magnetic resonance methods which could determine the Γ -point excitation energies would be very helpful in determining J' and especially d more accurately. Although Yb_4As_3 is semimetallic this should not be impossible since the residual resistivity (about 1 mOhm-cm) is quite large in this compound.

Acknowledgements

We thank R. Helfrich for allowing us to use his data prior to publication and M. Kohgi for interesting discussions and bringing his unpublished data to our attention.

References

- [1] BONVILLE P., OCHIAI A., SUZUKI T. and VINCENT E., *J. Phys. I*, **4** (1994) 595.
- [2] HELFRICH R., STEGLICH F. and OCHIAI A., unpublished.
- [3] OCHIAI A., SUZUKI T. and KASUYA T., *J. Phys. Soc. Jpn.*, **59** (1990) 4129.
- [4] GOTO T., unpublished.
- [5] MÔRI N., TAKAHASHI H., OKUNUKI Y., NAKAI S., KASHIWAKURA T., KAMATA A., TEDUKA H., KOZUKA Y., YOKOHAMA Y., HAGA Y., OCHIAI A., SUZUKI T. and NOMURA M., preprint.
- [6] RAMS M., KRÓLAS K., TOMALA K., OCHIAI A. and SUZUKI T., preprint.
- [7] KOHGI M., unpublished.
- [8] SUGA S., unpublished.
- [9] REINDERS P. H. P., AHLHEIM U., FRAAS K., STEGLICH F. and SUZUKI T., *Physica B*, **186–188** (1993) 434.
- [10] FULDE P., SCHMIDT B. and THALMEIER P., *Europhys. Lett.*, **31** (1995) 323.
- [11] O'KEEFFE M. and ANDERSSON S., *Acta Cryst.*, **A33** (1977) 914.
- [12] DES CLOIZEAUX J. and PEARSON J.J., *Phys. Rev.*, **128** (1962) 2131.
- [13] AFFLECK I., GEPNER D., SCHULZ H. and ZIMAN T., *J. Phys. A*, **22** (1989) 511.
- [14] HALLBERG K., HORSCH P. and MARTÍNEZ G., *Phys. Rev. B*, **52** (1995) R719.
- [15] ABARZHI S. and CHUBUKOV A., *J. Phys.: Condens. Matter*, **2** (1990) 9221.
- [16] RASTELLI E. and TASSI A., *Phys. Rev. B*, **50** (1994) 16475.
- [17] SHIBA H. and NIKUNI T., *J. Phys. Soc. Jpn.*, **62** (1993) 3268.
- [18] SHIBA H. and NIKUNI T., preprint.