

Sign reversals of the Quantum Hall Effect in quasi-1D conductors

D. Zanchi and G. Montambaux

Laboratoire de Physique des Solides, associé au CNRS

Université Paris-Sud

91405 Orsay, France

(May 9, 2017)

The sign reversals of the Quantum Hall Effect observed in quasi-one-dimensional conductors of the Bechgaard salts family are explained within the framework of the quantized nesting model. The sequence of reversals is driven by slight modifications of the geometry of the Fermi surface. It is explained why only even phases can have sign reversals and why negative phases are less stable than positive ones.

During last years, remarkable properties under magnetic field have been discovered in a class of quasi-one-dimensional (quasi-1D) conductors [1,2,3,4]. Organic conductors of the Bechgaard salts family, $(TMTSF)_2X$ where $TMTSF$ = tetramethyselenafulvalene, are strongly anisotropic systems, with a typical hierarchy of transfer integrals: $t_a = 3000K, t_b = 300K, t_c = 10K$. In three members of this family ($X = ClO_4, PF_6, ReO_4$), the metallic phase is destroyed by a moderate magnetic field H applied along the c^* direction, perpendicular to the most conducting planes (**a, b**) and a field induced phase appears which consists in a series of Spin Density Wave (FISDW) subphases, separated by first order transitions. This field induced cascade of quantized phases results from an interplay between the nesting properties of the Fermi surface (FS) and the quantization of electronic orbits in the field: the wave vector of the SDW adjusts itself with the field so that unpaired carriers in the subphases always fill an integer number of Landau levels. As a result, the number of carriers in each subphase is quantized and so is the Hall conductivity: $\sigma_{xy} = 2Ne^2/\hbar$ (a factor 2 accounts for spin degeneracy) [5,6]. The apparition of these phases results from a new structure of the metallic phase in a field: because of the Lorentz force, the electronic motion becomes periodic and confined along the direction of the chains of high conductivity (**a** direction). As a result of this effective reduction of dimensionality, the metallic phase becomes unstable [3]. The periodic motion of the electrons in real space is characterized by the wave vector $G = eHb/\hbar$, b being the interchain distance. Consequently, the static spin susceptibility $\chi_0(\mathbf{Q})$, instead of having one logarithmic divergence at $2k_F$, exhibits a series of divergences at quantized values of the longitudinal component of the wave vector $Q_{\parallel}^n = 2k_F + nG$ [2,4,7]. The largest divergence signals the appearance of a SDW phase with quantized vector $Q_{\parallel} = 2k_F + NG$. These ideas have been formalized in the so-called Quantized Nesting

Model (QNM) which describes most of the features of the phase diagram in a magnetic field, in particular the observed Hall plateaux [2,4].

However, one of the most puzzling unexplained experimental results is certainly the possibility of a reversal of the Hall effect when the field varies: although most of the phases exhibit the same sign of the Hall voltage (by convention we will refer to these plateaux as the *positive* ones [8]), it has been discovered by Ribault that *negative* plateaux may appear in $(TMTSF)_2ClO_4$ under certain conditions of cooling rate [9]. Such negative plateaux have been reproduced and also found in $(TMTSF)_2PF_6$, where their existence crucially depends on the pressure [10,11,12]. One of the puzzling aspects of the negative plateaux is that most often they resemble a dip rather than a plateau and they seem less stable than the positive ones.

Quite recently, by a conditioning procedure in which current pulses depin the FISDW from lattice defects and tend to reduce hysteresis, it has been shown unambiguously that there exists at least one phase characterized by a well-formed negative plateau with a quantized value of σ_{xy} ($N = -2$) [13]. In this experiment, the sequence of plateaux obtained by decreasing the field can be clearly identified with the quantum numbers $N = 1, 2, -2, 3, 4, 5, 6, 7$. Although there is only one negative plateau in this experiment, an older work have shown a sequence of phases which could be labeled by $N = 1, 2, -2, 4, -4, 5, 6$ [11]. Note that the negative plateaux are labeled by *even* numbers only. In others salts, ClO_4 and ReO_4 , there are also several negative features but it is more difficult to ascribe them a well defined quantum number [9,14] (ReO_4 : 1, 2, -2, ?). Moreover, in these two materials, the situation is complicated by the anion ordering which certainly affects the apparition of subphases [15]. In ClO_4 , the existence of negative phases is also very dependent on pressure [16].

In this letter, we show that these sign reversals can

be described as an equilibrium solution of the Nesting Model already used to describe the FISDW when there is no sign reversal. It is essential to notice that at least the phase $N = -2$ extends up to the metallic state [13]. This cannot be explained by a theory based on multiple order parameter states which would appear only at low temperature [17]. On the contrary, a description of the metallic phase instability *should* explain the existence of such phases with an appropriate form of the FS.

In order to describe such phases, two "strategies" are *a priori* possible. One is to use the dispersion relation deduced from band structure calculations for real salts with the triclinic symmetry [18]. We do not think that this could be the best method because the phase diagram is sensitive to extremely small energy scales which may not be included in the band structure calculations. The other method is to model a dispersion relation with the essential ingredients to describe the observed features. This is the method that we have followed. We found indeed that an appropriate and very slight modification of the FS can lead to the sequence of plateaus 1, 2, -2, 3, 4, -4, 5. Our result strengthens the validity of the QNM used to describe the phase diagram of Bechgaard salts in a magnetic field.

The relevant hamiltonian for the metallic phase writes:

$$\mathcal{H} = v_F(|k_x| - k_F) + t_\perp(k_y b) \quad (1)$$

$t_\perp(k_y b)$ is a periodic function which describes a warped FS. It satisfies the properties $t_\perp(p + 2\pi) = t_\perp(p)$ and $t_\perp(-p) = t_\perp(p)$. It can be expanded in a Fourier series as:

$$t_\perp(p) = -2t_b \cos p - 2t'_b \cos 2p - 2t_3 \cos 3p - 2t_4 \cos 4p \quad (2)$$

Although essential to explain the existence of a threshold field for the cascade of FISDW, the coupling in the third direction is omitted since it is known that it does not play an important role in the sequence of subphases [2,19]. As usual, the dispersion relation is linearized along the direction x of highest conductivity. The first harmonics (t_b) of the dispersion along the transverse direction y describes the warping of the FS with a perfect nesting at wave vector $(2k_F, \pi/b)$. The second harmonics (t'_b) induces a deviation from perfect nesting which leaves a small number of carriers quantized into Landau bands. Its amplitude fixes the period of the cascade [2,4]. Typically in Bechgaard salts, $t'_b \simeq 10K$ [2,19]. This term may have two origins. One is the linearization of the dispersion relation along the x direction [20]. Other contributions may result directly from next nearest neighbor coupling [21]. The "standard" QNM, which includes only these two harmonics, explains the existence of a cascade of FISDW phases with $\sigma_{xy} = 2Ne^2/h$, with a given sign of N , i.e. no reversal of the Hall sign.

It is easy to understand qualitatively why the standard model cannot lead to sign reversals. When the field varies, the nesting vector oscillates around its zero field value, which connects the inflexion points of the FS [19]. The sign of the carriers is thus given by the position of the inflexion point. A simple geometric analysis shows that $sign(N) = sign(Q_\parallel - 2k_F) = sign(t'_b)$. However, the fact that the sign of the Hall sequence is fixed is certainly not a general feature. The detailed structure of χ_0 has to depend on the fine geometry of the FS [19]. If two regions of the FS exhibit almost equally good nesting properties, one can imagine that the SDW vector will oscillate from one to another one at $Q_\parallel > 2k_F$ and the other at $Q_\parallel < 2k_F$.

We show here that this can be indeed the case. A very slight modification of the FS induced by a third (t_3) and a fourth (t_4) harmonics in the transverse direction is enough to explain the existence of new phases with a change in the sign of the Hall effect. We explain now why these two terms are both necessary to describe the sign reversals.

We have calculated χ_0 with the general dispersion relation (2) and searched for the absolute maximum which signals the appearance of each subphase. It is given by

$$\chi_0(\mathbf{Q}) = \sum_n I_n^2(Q_\perp) \chi_0^{1D}(Q_\parallel - nG) \quad (3)$$

This forms exhibits the structure of χ_0 as the sum of one-dimensional contributions χ_0^{1D} shifted by the magnetic field wave vector $G = eHb/\hbar$ [22]. The I_n depend on the zero field dispersion relation [22].

$$I_n(Q_\perp) = \langle e^{i[T_\perp(p+Q_\perp/2)+T_\perp(p-Q_\perp/2)+np]} \rangle \quad (4)$$

where $T_\perp(p) = (2/\hbar\omega_c) \int_0^p t_\perp(p') dp'$ and $\langle \dots \rangle$ is the average over p . $\omega_c = ev_F bH/2$ is the cyclotron frequency of the open periodic motion in the metallic phase and $\hbar\omega_c$ is the separation between Landau bands in the FISDW phases. χ_0 has logarithmic divergences at quantized values of the wave vector and the largest divergence signal the formation of a FISDW at the corresponding wave vector $\mathbf{Q}_N = (2k_F + NeHb/\hbar, Q_\perp)$. When the field is varied, peaks with different N become in turn the absolute maximum.

The standard model ($t_3 = t_4 = 0$) leads to $\chi_0(\mathbf{Q}_N) > \chi_0(\mathbf{Q}_{-N})$ for all magnetic fields, so that the sign reversal could not be explained in this framework, figs. 1 a,b. Note that there are several maxima for each value of the quantum number and that there is a local maximum, noted \mathbf{Q}^0 , on the $Q_\perp = \pi/b$ line, but *for even phases only*. This is because $I_{2M+1}(\pi/b) = 0$, a property which can be checked directly from eq. (4). This property has a simple semiclassical qualitative explanation: when $Q_\perp = \pi/b$, the pocket of unnested carriers is splitted into *two* pockets of equal size. Quantization in each of these two pockets implies an *even* quantization of

the total number of unnested carriers. For the standard model, the absolute maximum, noted \mathbf{Q}^* , always lies *outside* the $Q_{\perp} = \pi/b$ line [7,19]. This is a reminiscence of the position of the zero field best nesting vector [19].

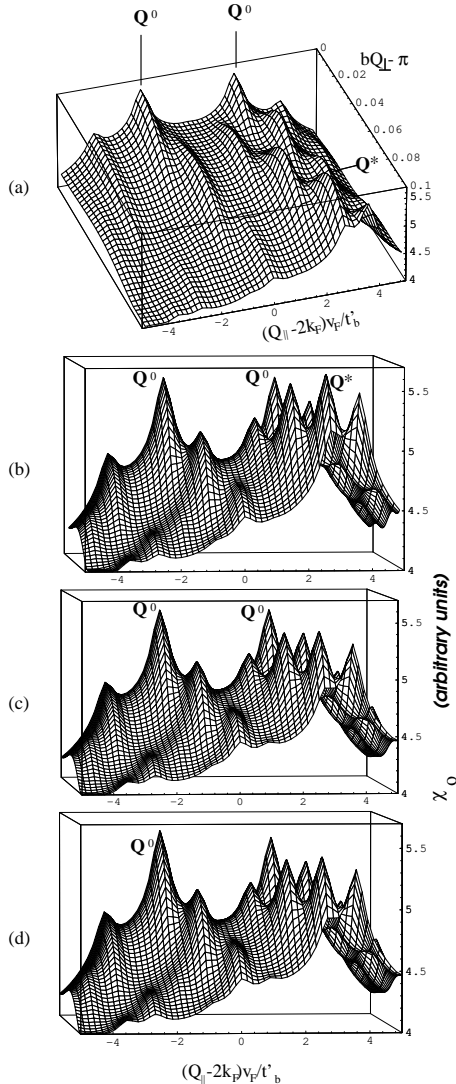


FIG. 1. a) $\chi_0(\mathbf{Q})$ in a finite magnetic field for the standard model, $t'_b = 10K, t_3 = t_4 = 0$. The best nesting vector is \mathbf{Q}^* . \mathbf{Q}^0 is a degenerate secondary maximum. b) Same parameters. c) A finite $t_3 = 10K$ alters the best nesting and \mathbf{Q}^0 is now the degenerate best nesting vector. d) A finite $t_4 = 0.2K$ lifts the degeneracy, leading to a negative quantum number.

The effect of a third harmonics t_3 in the dispersion relation is to deteriorate the nesting at the inflexion point. This is seen on fig.2b for $H = 0$ and on fig.1c for $H \neq 0$. To make the effect more visible on the figures, we have chosen a large $t_3 = t'_b$ but we have found that a smaller value of $t_3 \approx 0.2t'_b$ is sufficient. As a result, when the field is applied, the odd absolute maxima have still $Q_{\parallel} > 2k_F$ but the even maxima can be of two different natures depending on the field: either they stand on the $Q_{\perp} = \pi/b$ line (\mathbf{Q}^0 on fig.1) or towards the

zero field best nesting vector (\mathbf{Q}^* on fig. 1). When they lie on the $Q_{\perp} = \pi/b$ line, these maxima are degenerate: $\chi_0(\mathbf{Q}_{2M}^0) = \chi_0(\mathbf{Q}_{-2M}^0)$. This degeneracy had already been noticed in the past [17,23]. It would lead to a phase diagram where -2 and 2 are degenerate, which is not the case.

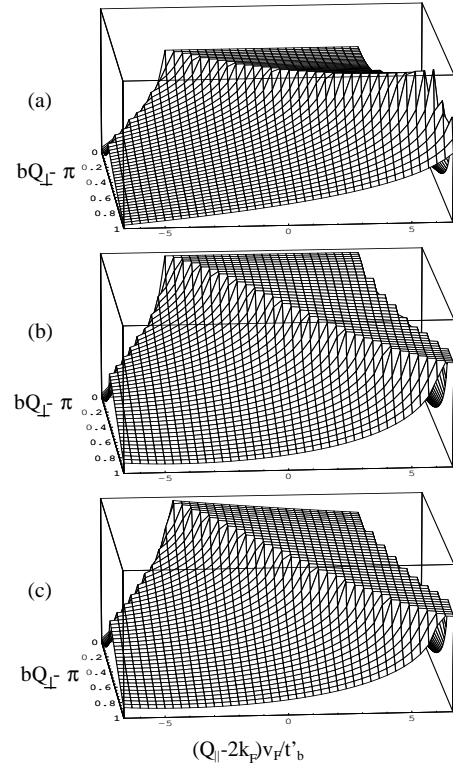


FIG. 2. a) $\chi_0(\mathbf{Q})$ in zero field for the standard model. There is a maximum corresponding to the inflexion point of the FS with $Q_{\parallel} > 2k_F$. b) When $t_3 \neq 0$, the maximum is moved along the degenerate $Q_{\perp} = \pi/b$ line. c) When $t_4 \neq 0$, the maximum has $Q_{\parallel} < 2k_F$. To increase the effect on the figures, we have chosen large values of the parameters $t'_b = 60K, t_3 = 20K, t_4 = 2K$.

We have found that this degeneracy can be removed by the addition of a fourth harmonics of amplitude t_4 . On the $Q_{\perp} = \pi/b$ line, the I_N are given by:

$$I_N\left(\frac{\pi}{b}\right) = \langle \exp\left[\frac{4i}{\hbar\omega_c}(t'_b \sin 2p - \frac{t_4}{2} \sin 4p) + iNp\right] \rangle \quad (5)$$

By changing N into $-N$ and p into $p + \pi/2$, one has:

$$I_{-N}\left(\frac{\pi}{b}\right) = (-1)^{\frac{N}{2}} \langle \exp\left[\frac{4i}{\hbar\omega_c}(t'_b \sin 2p + \frac{t_4}{2} \sin 4p) + iNp\right] \rangle \quad (6)$$

One immediately sees that if N is odd, $I_N = 0$ as stated above. If N is even, the degeneracy is broken by a non-zero t_4 (figs.2c,1d). When $sign(t_4) = sign(t'_b)$, $I_{-N}^2 > I_N^2$, so that $\chi_0(\mathbf{Q}_{-N}) > \chi_0(\mathbf{Q}_N)$ and a phase with *negative even* N is favored. We have found the best nesting vector as a function of the magnetic field. From the

obtained sequence of quantized nesting vectors vs. field, we have obtained the evolution of the Hall voltage shown on fig.3. It is very similar to the experimental one [11]. At low T , a sequence of fine quantized structures may be resolved and an alternance of many subphases with positive and negative quantum numbers can appear. We think that this explains the series of oscillations in Hall effect observed near the threshold field a few years ago [10]. Depending on the value of the critical temperature $T_c(H)$, different sequences can be obtained. For higher $T_c(H)/\hbar\omega_c$, the low field oscillations can disappear and only plateaux with small N remain well-defined.

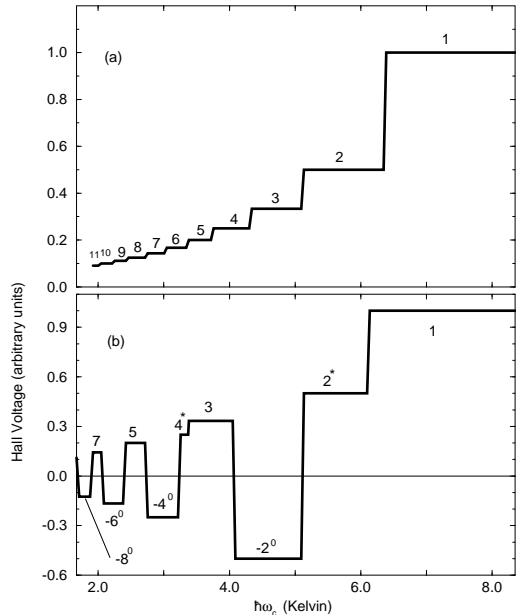


FIG. 3. Hall voltage versus field for a) $t'_b = 10K$, $t_3 = t_4 = 0$ b) $t_3 = 7K$, $t_4 = .025K$, obtained from $\chi_0(\mathbf{Q})$ at $T = 0.5K$.

We believe that the experimentally observed high sensitivity of the sequence of sign reversal to external pressure is due to the sensitivity of the parameters of the dispersion relation to pressure. We emphasize that although the metallic electron gas has a metallic behavior with a large Fermi energy, of the order of the eV , the cascade of the FISDW's is driven by extremely small energy scales, of the order of a few Kelvins or even less. The orders of magnitude of the two additional harmonics (t_3 and t_4) are not incompatible with the estimations of a refined microscopic model [21]

Finally it is worth noticing that positive and negative even phases are almost degenerate because the energy scale t_4 is certainly very small, of the order of $1K$ or less. The relative energy difference between these two phases is very small, of order $(t_4/\omega_c)^2$. This explains why the negative phases are always very sensitive to external parameters like pressure or probably anion ordering.

In conclusion, we have explained the ten-years-old puzzle

of the observed sign reversals of the Quantum Hall effect in the cascade of FISDW phases of Quasi-1D organic conductors. They can be described with a slight modification of the dispersion relation of the metallic phase. We have been able to reproduce the observed sequence of "negative" phases with an even quantum number, to understand why they are very sensitive to pressure and why it is more difficult to measure a well defined plateau. Our result shows that the electronic properties of the Bechgaard salts are extremely sensitive to very small changes in the geometry of the Fermi surface and that the QNM and its variations still continues to describe very well the observed phase diagram of these salts in a magnetic field.

Acknowledgments: We thank L. Balicas, A. Bjeliš, M. Hérítier, D. Jérôme, G. Kriza and M. Ribault for very useful discussions.

-
- [1] For a review, see T. Ishiguro and K. Yamaji, *Organic superconductors* (Springer-Verlag, Berlin 1990).
 - [2] For a review on FISDW, see G. Montambaux, Phys. Scripta T **35**, 188 (1991)
 - [3] L.P. Gor'kov and A.G. Lebed, J. Physique Lett. **45**, L433 (1984); ; P.M. Chaikin, Phys. Rev. B **31**, 4770 (1985).
 - [4] M. Hérítier *et al.*, J. Physique Lett. **45** L 943 (1984); K. Yamaji, J. Phys. Soc. Jap. **54**, 1034 (1985); K. Maki, Phys. Rev. B **33**, 4826 (1986).
 - [5] D. Poilblanc *et al.*, Phys. Rev. Lett. **58**, 270 (1987)
 - [6] V.M. Yakovenko, Phys. Rev. B **43**, 11353 (1991)
 - [7] G. Montambaux *et al.*, Phys. Rev. Lett. **55**, 2078 (1985)
 - [8] In this letter, we emphasize on the sign reversal of the Hall effect but not on the "absolute" sign of the Hall effect which is not clearly defined from the literature. In the nesting model, this sign depends on the sign of t'_b .
 - [9] M. Ribault, Mol. Cryst. Liq. Cryst. **119**, 91 (1985)
 - [10] B. Piveteau *et al.*, J. Phys. C **19**, 4483 (1986)
 - [11] J.R. Cooper *et al.*, Phys. Rev. Lett. **63**, 1984 (1989)
 - [12] S.T. Hannahs *et al.*, Phys. Rev. Lett. **63**, 1988 (1989)
 - [13] L. Balicas *et al.*, Phys. Rev. Lett. **75**, 2000 (1995)
 - [14] W. Kang *et al.*, Phys. Rev. B **43**, 11467 (1991)
 - [15] T. Osada *et al.*, Phys. Rev. Lett. **69**, 1117 (1992)
 - [16] W. Kang *et al.* Phys. Rev. Lett. **70**, 3091 (1993)
 - [17] K. Machida *et al.*, Phys. Rev. B **50**, 921 (1994)
 - [18] P.M. Grant, J. Physique France, **44**, C3-847 (1983)
 - [19] G. Montambaux, Thèse d'état, Orsay (1985)
 - [20] Yamaji, J. Phys. Soc. Jap. **51**, 2787 (1982)
 - [21] Yamaji, J. Phys. Soc. Jap. **55**, 860 (1986); **56** 1841 (1987)
 - [22] G. Montambaux, NATO ASI on *Low dimensional conductors and superconductors*, Vol. 155, 233, D. Jérôme and L. Caron eds. (Plenum, New York 1986)
 - [23] G. Montambaux, 1988 (unpublished)