

Localization of Light: Dual Symmetry between Absorption and Amplification

J. C. J. Paasschens,^{a,b} T. Sh. Misirpashaev,^{a,c} and C. W. J. Beenakker^a

^a*Instituut-Lorentz, University of Leiden, P.O. Box 9506, 2300 RA Leiden, The Netherlands*

^b*Philips Research Laboratories, 5656 AA Eindhoven, The Netherlands*

^c*Landau Institute for Theoretical Physics, 2 Kosygin Street, Moscow 117334, Russia*

(October 9, 2018)

We study the propagation of radiation through a disordered waveguide with a complex dielectric constant ε , and show that dual systems, which differ only in the sign of the imaginary part of ε , have the same localization length. Paradoxically, absorption and stimulated emission of radiation suppress the transmittance of the waveguide in the same way.

PACS numbers: 78.45.+h, 42.25.Bs, 72.15.Rn, 78.20.Ci
cond-mat/9602048

Localization of electromagnetic waves in a random medium has attracted much interest [1], since the original proposals of John [2] and Anderson [3]. An essential difference with localization of electrons is the absence of a conservation law for photons. Light is absorbed or amplified—while retaining the phase coherence—if the dielectric constant has a non-zero imaginary part. The intensity of the radiation which has propagated without reflection over a distance L is then multiplied by a factor $e^{\sigma L}$, with σ negative (positive) for absorption (amplification). The interplay of absorption and localization has been studied extensively [2–8]. For the one-dimensional problem of a disordered single-mode waveguide (length L , mean free path l), the result for the transmittance T (being the ratio of transmitted and incident flux) is [6,7]:

$$\langle \ln T \rangle = (\sigma - l^{-1}) L, \quad (1)$$

where $\langle \dots \rangle$ denotes an average over disorder. Eq. (1) was derived for $\sigma < 0$, corresponding to absorption.

In this paper we address the question: What happens for amplification? Since $T = e^{\sigma L}$ in the absence of reflection for both positive and negative σ , one might surmise that Eq. (1) holds both for absorption and amplification. This is correct for short waveguides. However, we find that the asymptotic result for $L \rightarrow \infty$ is

$$\langle \ln T \rangle = (-|\sigma| - l^{-1}) L + \mathcal{O}(1). \quad (2)$$

We will show that exponential decay of the transmittance in the case of amplification, $\langle \ln T \rangle \simeq -L/\xi$, is in fact implied by its exponential decay in the case of absorption, with a duality relation between decay lengths:

$$\xi(\sigma) = \xi(-\sigma). \quad (3)$$

This duality relation extends beyond the strictly one-dimensional case, the only essential ingredient being an

exponentially decaying transmittance in an absorbing system. Contrary to intuition, amplification suppresses the transmittance in the large- L limit just as much as absorption does.

Experimentally, a random amplifying medium can be realized in a turbid laser dye or a powdered laser crystal [9–11]. Stimulated emission of radiation leads to a dielectric constant with a negative imaginary part, corresponding to $\sigma > 0$. We do not present a complete theory for such a “random laser”, because we ignore spontaneous emission. (This would correspond to a source term in the wave equation [12], which we do not include.) Still, because of the different time scales for stimulated and spontaneous emissions, we believe that a time-resolved experiment in a waveguide geometry might give evidence for the localization of stimulated emission, before spontaneous emission sets in.

To prove the duality relation (3) we consider the propagation of monochromatic radiation (scalar amplitude E , wavenumber k), described by the Helmholtz equation

$$\mathcal{H}E(\vec{r}) = 0, \quad \mathcal{H} = \nabla^2 + k^2\varepsilon(\vec{r}). \quad (4)$$

(We suppose that all polarization-sensitive phenomena are absent.) Disorder leads to spatial fluctuations of the real part $\varepsilon'(\vec{r})$ of the dielectric constant. In the absence of disorder $\varepsilon' = 1$. A non-zero imaginary part ε'' makes the system non-conservative. For simplicity we assume a homogeneous ε'' . Its sign determines whether the system is absorbing ($\varepsilon'' > 0$) or amplifying ($\varepsilon'' < 0$). The parameter σ introduced above is related to ε'' by

$$\sigma = -2k \operatorname{Im} \sqrt{1 + i\varepsilon''}, \quad (5)$$

where the argument of the square root is chosen in the interval $(-\pi/2, \pi/2)$. For $|\varepsilon''| \ll 1$ one has $\sigma = -k\varepsilon''$.

The dual symmetry underlying Eq. (3) is formulated in its general form in terms of scattering matrices. We assume that the system consists of a scattering region of length L , in which $\varepsilon = \varepsilon'(\vec{r}) + i\varepsilon''$, embedded in an N -mode waveguide with $\varepsilon = 1$ (see Fig. 1, inset). The scattering matrix S is a $2N \times 2N$ matrix relating incoming and outgoing modes. It has the block structure

$$S = \begin{pmatrix} r & t' \\ t & r' \end{pmatrix}, \quad (6)$$

where r, r' are the reflection matrices and t, t' the trans-

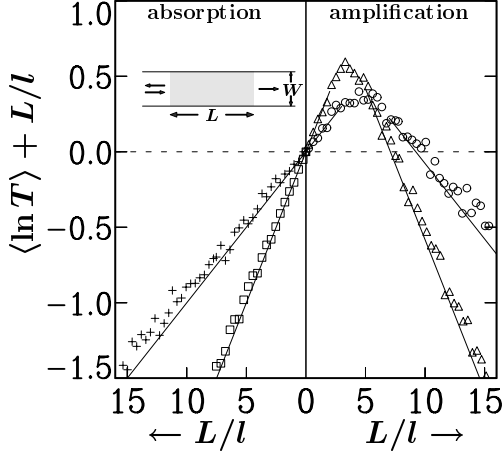


FIG. 1. Numerical simulation of the transmittance of a single-mode waveguide ($W = d$, $k^2 = 0.5d^{-2}$, $\delta\varepsilon = 0.2$, $l = 521d$, $N = 1$), averaged over 10^4 realizations of the disorder. The right half of the figure is for amplification (circles: $\gamma = 0.1$; triangles: $\gamma = 0.2$), the left half is for absorption (crosses: $\gamma = -0.1$; squares: $\gamma = -0.2$). The solid lines are the analytical asymptotes from Eq. (15). Their slope is independent of the sign of γ , in agreement with the duality relation (3). The inset shows the geometry considered.

mission matrices. The transmittances and reflectances are defined as

$$T = N^{-1} \text{Tr} tt^\dagger, \quad R = N^{-1} \text{Tr} rr^\dagger, \quad (7a)$$

$$T' = N^{-1} \text{Tr} t't'^\dagger, \quad R' = N^{-1} \text{Tr} r'r'^\dagger. \quad (7b)$$

Here T and R are the transmitted and reflected flux divided by the incident flux from the left. Similarly, T' and R' correspond to incident flux from the right. By taking the trace in Eq. (7) we are assuming diffuse illumination, i.e. that the incident flux is equally distributed over the N modes. In the absence of gain or loss ($\sigma = 0$) the scattering matrix is unitary, $SS^\dagger = 1$. This relation expresses flux conservation and relies upon Hermiticity of the Helmholtz operator, $\mathcal{H} = \mathcal{H}^\dagger$ at $\sigma = 0$. For non-zero σ we have $\mathcal{H}(\sigma) = \mathcal{H}^\dagger(-\sigma)$, which implies the duality relation

$$S(\sigma)S^\dagger(-\sigma) = 1. \quad (8)$$

Let us now examine the consequences of the duality relation (8) for the reflection and transmission matrices of two systems which differ only in the sign of σ . (We call these systems “dual”.) Take $\sigma > 0$, so that $-\sigma$ corresponds to absorption. In the limit $L \rightarrow \infty$, all elements of $t_{-\sigma}$ and $t'_{-\sigma}$ tend to zero, while $r_{-\sigma}$ and $r'_{-\sigma}$ remain finite. Expanding the inverse of $S(-\sigma)$ to first order in the transmission matrices and equating the result to $S^\dagger(\sigma)$, we find

$$r_\sigma^\dagger = r_{-\sigma}^{-1} + \mathcal{O}(t^2), \quad r'_\sigma^\dagger = r'_{-\sigma}^{-1} + \mathcal{O}(t^2), \quad (9)$$

$$t_\sigma^\dagger = -r_{-\sigma}^{-1} t'_{-\sigma} r_{-\sigma}^{-1} + \mathcal{O}(t^2). \quad (10)$$

We introduce the transmission and reflection eigenvalues $\mathcal{T}_n, \mathcal{T}'_n, \mathcal{R}_n, \mathcal{R}'_n$, being the eigenvalues of, respectively, $\mathbf{T} = tt^\dagger$, $\mathbf{T}' = t't'^\dagger$, $\mathbf{R} = rr^\dagger$, $\mathbf{R}' = r'r'^\dagger$. Because of time-reversal symmetry $S(\sigma)S^*(-\sigma) = 1$. Together with Eq. (8) this implies that S is a symmetric matrix. It follows that $t' = t^T$, hence $\mathcal{T}_n = \mathcal{T}'_n$ and $T = T'$. The reflectances R and R' may differ. Eq. (9) directly yields a duality relation for the reflection eigenvalues in the limit $L \rightarrow \infty$,

$$\mathcal{R}_n(\sigma) = \mathcal{R}_n^{-1}(-\sigma). \quad (11)$$

Eqs. (9) and (10) together imply that the matrices $\mathbf{T}'_{-\sigma} \mathbf{R}_{-\sigma}^{-1}$ and $\mathbf{T}_\sigma \mathbf{R}'_{\sigma}^{-1}$ have the same eigenvalues. The duality relation for the transmission eigenvalues follows from the following lemma:

Let $A(L)$ be a matrix function of L with exponentially decreasing eigenvalues $a_n(L)$. The eigenvalue localization lengths ξ_n are defined by $\xi_n^{-1} = -\lim_{L \rightarrow \infty} L^{-1} \ln a_n(L)$. Let $B(L)$ be another non-singular matrix function whose elements remain finite as $L \rightarrow \infty$. Then the matrix AB has the same eigenvalue localization lengths as A .

It follows that the matrices \mathbf{T}_σ , $\mathbf{T}_\sigma \mathbf{R}'_{\sigma}^{-1}$, $\mathbf{T}'_{-\sigma} \mathbf{R}_{-\sigma}^{-1}$, $\mathbf{T}'_{-\sigma}$, and hence $\mathbf{T}_{-\sigma}$ all have the same eigenvalue localization lengths. Explicitly,

$$-\lim_{L \rightarrow \infty} L^{-1} \ln \mathcal{T}_n(\sigma) = -\lim_{L \rightarrow \infty} L^{-1} \ln \mathcal{T}_n(-\sigma). \quad (12)$$

The transmittance $T = N^{-1} \sum_n \mathcal{T}_n$ is dominated by the largest transmission eigenvalue, which is the \mathcal{T}_n with the largest localization length: $\xi = \max(\xi_1, \xi_2, \dots, \xi_N)$. This completes the proof of Eq. (3), since we have shown that all, and in particular the largest, transmission eigenvalues of dual systems have the same localization length.

The case $N = 1$ of a single-mode waveguide can be analyzed in more detail. We assume that the wavelength λ is much smaller than both l and $1/|\sigma|$. (This is not a restrictive assumption for an optical system.) The joint probability distribution $P(R, T, L)$ of reflectance and transmittance evolves with increasing L according to a Fokker-Planck equation,

$$\begin{aligned} l \frac{\partial P}{\partial L} = & -\frac{\partial}{\partial R} [(1-R)^2 + 2\gamma R] P + \frac{\partial^2}{\partial R^2} R(1-R)^2 P \\ & -\frac{\partial}{\partial T} T(\gamma - 1 + R) P + \frac{\partial^2}{\partial T^2} T^2 R P \\ & -2 \frac{\partial^2}{\partial R \partial T} T R (1-R) P, \end{aligned} \quad (13)$$

where we have abbreviated $\gamma = \sigma l$. For $\gamma < 0$ (absorption), this equation is equivalent to the moment equation of Freilikher, Pustilnik, and Yurkevich [7]. For $\gamma > 0$ (amplification) their method of moments cannot be used, because all moments of R diverge as $L \rightarrow \infty$. The derivation of Eq. (13) proceeds along the lines of Ref. [13], where the case $\gamma = 0$ was considered. On integration over

T it reduces to a well known [14–16] Fokker-Planck equation for $P(R, L) = \int dT P(R, T, L)$. The limit $L \rightarrow \infty$ of $P(R, L)$ was studied in Refs. [15–17]. In terms of the variable $\mu = 1/(R-1)$ it reads

$$P(\mu) = \begin{cases} 2\gamma e^{-2\gamma\mu} \theta(\mu) & \text{for } \gamma > 0, \\ -2\gamma e^{-2\gamma(1+\mu)} \theta(-1-\mu) & \text{for } \gamma < 0, \end{cases} \quad (14)$$

where $\theta(x) = 1$ for $x > 0$ and 0 otherwise. Using this asymptotic distribution we have computed from Eq. (13) the first two moments of $\ln T$ in the large- L limit. The result for the average is

$$\langle \ln T \rangle = -(1 + |\gamma|) L/l + 2c(\gamma), \quad (15a)$$

$$c(\gamma) = \begin{cases} 0 & \text{for } \gamma < 0, \\ \mathbf{C} + \ln 2\gamma - e^{2\gamma} \text{Ei}(-2\gamma) & \text{for } \gamma > 0, \end{cases} \quad (15b)$$

where \mathbf{C} is Euler’s constant and $\text{Ei}(x) = \int_{-\infty}^x dt e^t/t$ is the exponential integral ($c(\gamma) \approx -2\gamma \ln \gamma$ if $0 < \gamma \ll 1$). For $\gamma < 0$, Eq. (15) reduces to the result of Refs. [6,7]. The result for $\gamma > 0$ is new, and demonstrates that the inverse localization length $\xi^{-1}(\sigma) = (1 + |\gamma|) l^{-1} = l^{-1} + |\sigma|$ is indeed independent of the sign of σ —in accordance with the general duality relation (3). The result for the variance is

$$\text{var } \ln T = 2 \left[1 + 2|\gamma| e^{2|\gamma|} \text{Ei}(-2|\gamma|) \right] L/l + \mathcal{O}(1), \quad (16)$$

in agreement with Ref. [7] for $\gamma < 0$. Note that $\sqrt{\text{var } \ln T} \ll \langle \ln T \rangle$ for $L/l \gg 1$. Evaluation of higher moments shows that the distribution of $\ln T$ tends to a Gaussian for $L \rightarrow \infty$. (The tails are non-Gaussian, but contain negligible weight.)

These results hold in the large- L limit. For short waveguides instead of Eq. (15) one has $\langle \ln T \rangle = -(1 - \gamma) L/l$. The crossover length can be estimated as $L_c \simeq lc(\gamma)/|\gamma|$. Below this length stimulated emission *enhances* transmission through the waveguide. On larger length scales stimulated emission *reduces* transmission. In contrast, the reflectance is enhanced on every length scale [15–17].

To test these analytical predictions for $N = 1$, and to investigate also the multi-mode case, we have numerically solved a discretized version of the Helmholtz equation (4), on a two-dimensional square lattice (lattice constant d , length L , width W). The real part ε' of the dielectric constant was chosen randomly from site to site with a uniform distribution between $1 \pm \delta\varepsilon$. The scattering matrix for the multi-mode case was computed using the recursive Green’s function technique, originally developed for the electronic Anderson model [18]. (For the case $N = 1$ a transfer-matrix method [8] turned out more convenient.) Simulations with $\varepsilon'' = 0$ were used to obtain l , from the relation [19]

$$-\lim_{L \rightarrow \infty} L^{-1} \langle \ln T \rangle = \left[\frac{1}{2}(N + 1)l \right]^{-1}. \quad (17)$$

The parameter σ was determined from Eq. (5). Results for the single-mode case are shown in Figs. 1 and 2, and for the multi-mode case in Fig. 3. The duality relation between the localization lengths for absorption and amplification is verified with good accuracy, both for the single- and for the multi-mode case. Furthermore, for $N = 1$ we find good agreement with the results (15)–(16) of the Fokker-Planck equation.

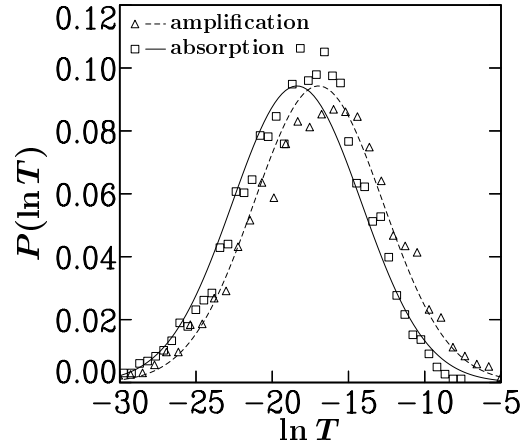


FIG. 2. Probability distribution of the logarithm of the transmittance of a single-mode waveguide, for $L/l = 15.4$ and $\gamma = 0.2$ (triangles, dashed curve), $\gamma = -0.2$ (squares, solid curve). The data points are provided by a numerical simulation (same parameters as in Fig. 1), the curves are a Gaussian distribution of $\ln T$ with mean and variance given by Eqs. (15) and (16). There is a slight offset between the distributions for absorption and amplification because the system is not fully in the large- L limit.

In conclusion, we have demonstrated that stimulated emission of radiation in a disordered waveguide *reduces* the decay length, in the same way as absorption does. This paradoxical result is an immediate consequence of the exact duality relation (8) between the scattering matrices of two systems with complex conjugated dielectric constants. The dual symmetry between absorption and amplification has been supported by an explicit computation of the decay lengths, both analytically (for the single-mode case) and numerically (for the single- and multi-mode cases).

We acknowledge useful discussions with P. W. Brouwer and K. M. Frahm. This work was supported by the Dutch Science Foundation NWO/FOM.

Note added: Numerical results for the single-mode case supporting Eq. (2) have been published by Z.Q. Zhang, Phys. Rev. B **52**, 7960 (1995).

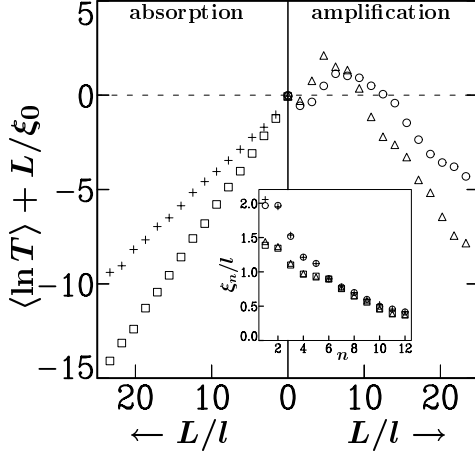


FIG. 3. Numerical simulation of the transmittance of a multi-mode waveguide ($W = 25d$, $k^2 = 2.0d^{-2}$, $\delta\varepsilon = 0.375$, $l = 29.6d$, $N = 12$), averaged over 50 realizations of the disorder. The parameter $\xi_0 = (N + 1)l/2$ is the localization length of the system in the absence of absorption or amplification. The right half of the figure is for amplification (circles: $\sigma = 0.0035 d^{-1}$; triangles: $\sigma = 0.0071 d^{-1}$), the left half is for absorption (crosses: $\sigma = -0.0035 d^{-1}$; squares: $\sigma = -0.0071 d^{-1}$). The inset shows the eigenvalue localization lengths, $\xi_n^{-1} \equiv -\lim_{L \rightarrow \infty} L^{-1} \ln T_n$. These lengths ξ_n were computed from the L -dependence of T_n for L up to $40l$ and a single realization of the disorder. The duality between absorption and amplification is verified with good accuracy.

- Primen. **4**, 424 (1959); **5**, 3(E) (1960) [Theor. Probab. Appl. **4**, 391 (1959); **5**, 340(E) (1960)].
- [15] W. Kohler and G. C. Papanicolaou, SIAM J. Appl. Math. **30**, 263 (1976).
- [16] P. Pradhan and N. Kumar, Phys. Rev. B **50**, 9644 (1994).
- [17] C. W. J. Beenakker, J. C. J. Paasschens, and P. W. Brouwer, Phys. Rev. Lett. (to be published).
- [18] H. U. Baranger, D. P. DiVincenzo, R. A. Jalabert, and A. D. Stone, Phys. Rev. B **44**, 10637 (1991).
- [19] O. N. Dorokhov, Sol. State Comm. **51**, 381 (1984).

- [1] S. John, Phys. Today **44** (5), 32 (1991); P. Sheng, ed., *Scattering and Localization of Classical Waves in Random Media* (World Scientific, Singapore, 1990).
- [2] S. John, Phys. Rev. Lett. **53**, 2169 (1984).
- [3] P. W. Anderson, Phil. Mag. B **52**, 505 (1985).
- [4] R. L. Weaver, Phys. Rev. B **47**, 1077 (1993).
- [5] M. Yosefin, Europhys. Lett. **25**, 675 (1994).
- [6] R. Rammal and B. Doucot, J. Phys. (France) **48**, 509 (1987).
- [7] V. Freilikher, M. Pustilnik, and I. Yurkevich, Phys. Rev. Lett. **73**, 810 (1994).
- [8] A. K. Gupta and A. M. Jayannavar, Phys. Rev. B **52**, 4156 (1995).
- [9] N. M. Lawandy, R. M. Balachandran, A. S. L. Gomes, and E. Sauvain, Nature **368**, 436 (1994).
- [10] W. L. Sha, C.-H. Liu, and R. R. Alfano, Opt. Lett. **19**, 1922 (1994).
- [11] D. S. Wiersma, M. P. van Albada, and A. Lagendijk, Phys. Rev. Lett. **75**, 1739 (1995).
- [12] A. Yu. Zyuzin, Phys. Rev. E **51**, 5274 (1995).
- [13] P. A. Mello, P. Pereyra, and N. Kumar, Ann. Phys. (N.Y.) **181**, 290 (1988).
- [14] M. E. Gertsenshtein and V. B. Vasil'ev, Teor. Veroyatn.