

Phase-space theory for dispersive detectors of superconducting qubits

I. Serban,^{1,2} E. Solano,^{3,4,5} and F.K. Wilhelm²

¹*Physics Department, Arnold Sommerfeld Center for Theoretical Physics, and Center for NanoScience, Ludwig-Maximilians-Universität, Theresienstrasse 37, 80333 Munich, Germany*

²*IQC and Dept. of Physics and Astronomy, University of Waterloo, 200 University Ave W, Waterloo, ON, N2L 3G1, Canada*

³*Physics Department, Arnold Sommerfeld Center for Theoretical Physics, and Center for NanoScience, Ludwig-Maximilians-Universität, Theresienstrasse 37, 80333 Munich, Germany*

⁴*Max-Planck Institute for Quantum Optics, Hans-Kopfermann-Strasse 1, D-85748 Garching, Germany*

⁵*Sección Física, Departamento de Ciencias, Pontificia Universidad Católica del Perú, Apartado 1761, Lima, Peru*

(Dated: July 9, 2018)

Motivated by recent experiments, we study the dynamics of a qubit quadratically coupled to its detector, a damped harmonic oscillator. We use a complex-environment approach, explicitly describing the dynamics of the qubit and the oscillator by means of their full Floquet state master equations in phase-space. We investigate the backaction of the environment on the measured qubit and explore several measurement protocols, which include a long-term full read-out cycle as well as schemes based on short time transfer of information between qubit and oscillator. We also show that the pointer becomes measurable before all information in the qubit has been lost.

PACS numbers: 03.65.Yz, 85.25.-j, 03.67.Lx, 42.50.Pq

I. INTRODUCTION

The quantum measurement postulate is one of the most intriguing and historically controversial pieces of quantum mechanics. It usually appears as a separate postulate, as it introduces a non-unitary time evolution.

On the other hand, at least in principle, qubit and detector can be described by a coupled manybody Hamiltonian and thus the measurement process can be investigated using the established tools of quantum mechanics of open systems. Even though this does not lead to a solution of the fundamental measurement paradox, such research gives insight into the *physics* of quantum measurement [1, 2, 3, 4, 5, 6].

This basic question has also gained practical relevance and has become a field of experimental physics in the context of quantum computing. Specifically, superconducting qubits have been proposed as building block of a scalable quantum computer [7, 8, 9, 10]. In these systems, the detector is based on the same technology — small, underdamped Josephson junctions — as the device whose state is to be detected. Thus these circuits are an ideal test-bed to investigate the physics of quantum measurement. Implementing a measurement which is fast and reliable, with a high (single-shot) resolution and high visibility is a topic of central importance to the practical implementation of these devices.

The basic textbook version of a quantum measurement is based on von Neumann's postulate [11, 12]. The state of the system is projected onto the eigenstate of the observable being measured corresponding to the eigenvalue being observed. This is not the only possible quantum measurement and has been generalized to the idea of a positive operator-valued measure [13].

From the microscopic, Hamiltonian-based perspective, intensive research has been done on the measurement of

small signals, which originated in the theory of gravitational wave detection [14]. The main challenge has been to identify how signals below the limitations of the uncertainty relation of the detector can be measured - a regime in which the detector response is also strictly linear. This work has resulted in the notion of a quantum nondemolition (QND) measurement [14], which is the closest to a microscopic formulation of a von Neumann measurement. This result has been generalized to many other systems, prominently atomic physics, and also found its way to the superconducting qubits literature. Here, the analogy of a tiny signal is the limit of weak coupling between qubit and detector. Another body of work [2, 3] takes a more general starting point and discusses the relevance of pointer state and environment induced superselection.

The measurement techniques used in superconducting qubits are covering many of the mentioned situations. Weak measurements can be performed using single electron transistors. Based on weak measurement theory, this is well understood (see Ref. [7] and the references therein) but only of limited use for superconducting qubits. There the measurements are far from projective, their resolution is in practice rather limited and the whole process is very slow. In the case of qubit, the task is *not* to amplify an arbitrarily weak signals, but to discriminate two states in the best possible way. If the detector can be decoupled from the qubit when no measurement needs to be performed, this discrimination may involve strong qubit-detector coupling [15].

An opposite, generic approach is to perform a switching measurement — the detector switches out of a metastable state depending on the state of qubit. Switching is a highly nonlinear phenomenon, so this type of detection is far from the weak measurement scenario. In most of the early generic setup, this process is a switching of a superconducting device, e.g. a superconducting

quantum interference device (SQUID), from the superconducting to the dissipative state [16, 17, 18, 19]. This technique goes a long way, and some experiments have proven that the switching type of readout can achieve high contrast [20, 21]. It has the drawback that it is not a projective readout and during the switching process hot quasiparticles with a long relaxation time are created. This limits the time between the consecutive measurements. Parts of this technique are well understood, such as the switching histogram [22], the pre-measurement backaction [23], and the influence of the shunt impedance to the SQUID [24, 25], but there is no full and single theory of this process on the same level of detail as the weak measurement theory.

Recent developments of detection schemes have led to vast improvements based on two innovations: instead of directly measuring a certain observable pertaining to a qubit state, one uses a pointer system, and measures one of its observables influenced by the state of the qubit. The observation is usually materialized in the frequency shift of an appropriate resonator, whose response to an external excitation links to the measurement outcome [26, 27, 28, 29]. These measurements offer good sensitivity, high visibility [30], and fast repetition rates. They also allow to keep the qubit at a well-defined operation point, although not always the optimum one. In many cases, the resonators in use are nonlinear — based on Josephson junctions. Thus, at stronger excitation, generic nonlinear effects can be exploited. These nonlinear effects go up to switching, which in contrast to the critical current switching is between two dissipationless states [31]. Due to this performance and versatility, these devices also offer an ideal example for investigating the crossover between weak and strong measurements and the role of nonlinearity.

Analyzing the properties of quantum measurement is an application of open quantum systems theory: the backaction contains a variant of projection which can be viewed in an ensemble as dephasing. The resolution is determined by the behavior of the detector under the influence of the qubit viewed as an environment. For open quantum systems, a number of tools have been developed. Most of them, prominently Born and Born-Markov master equations (see e.g. [32] and references therein for a recent review) assume weak coupling between qubit and environment and are hence a priori unsuitable for studying strong qubit-detector coupling. Tools for stronger coupling have been developed [33, 34] but are largely restricted to harmonic oscillator baths and hence unsuitable to treat the generally nonlinear physics of the systems of interest. The Lindblad equation [35] is claimed to be valid up to strong coupling, however, due to its strong Markovian assumption it is unsuitable for strongly coupled superconducting systems.

In this paper we present a theoretical tool allowing to describe dispersive measurements involving nonlinearities. The tool is developed alongside the example of the experimental setup studied in Ref. [26]. It is based on the

complex environments approach similar to what is used in cavity QED [36] but also in condensed-matter open quantum systems [37, 38, 39]. The idea is to introduce the potentially strongly and nonlinearly coupled component of the detector as part of the quantum system and only treat the weakly coupled part as an environment. In other words, we single out one prominent degree of freedom of the detector from the rest and treat it on equal footing with the qubit. This "special treatment" of one environmental degree of freedom is an essential point of this approach because it allows us to describe the dynamics of a qubit coupled arbitrarily strong to a non-Markovian environment. On the other hand it enhances the dimension of the Hilbert space to be captured. This technical complication can be handled using a phase space representation of the extra degree of freedom — in our example, a harmonic oscillator.

In Section II we derive the model Hamiltonian motivated by Ref. [26]. For this Hamiltonian we derive in Section III a master equation and present a phase space method which enables us to analyze the dynamics of an infinite level system. In Section IV we demonstrate that our method enables to extract informations about the measurement process of the qubit, such as dephasing and measurement time and also present three different measurement protocols.

II. FROM CIRCUIT TO HAMILTONIAN

We consider a simplified version of the experiment described in Ref. [26]. The circuit consists of a flux qubit drawn in the single junction version, the surrounding SQUID loop, an ac source, and a shunt resistor, as depicted in Fig. 1. We note here that we later approximate the qubit as a two-level system. The qubit used in the actual experiment contains three junctions. An analogous but less transparent derivation would, after performing the two-state approximation, lead to the same model, parameterized by the two-state Hamiltonian, the circulating current, and the mutual inductance, in an identical way [17]. The measurement process is started by switching on the ac source and monitoring the amplitude and/or phase of the voltage drop across the resistor.

The SQUID acts as an oscillator whose resonance frequency depends on the state of the qubit. When the measurement is started, the qubit entangles with the resonator and shifts its frequency. The value of the oscillator frequency relative to the frequency of the ac driving current determines the amplitude and phase of the voltage drop across the resistor.

The detector (voltmeter) contains an internal resistor. This is a dissipative element connecting the quantum mechanical system (qubit + SQUID) to the macroscopic observer. The resistor is needed for performing the measurement, defined as the transfer of quantum information encoded in a superposition of states to classical information encoded in the probabilities with which the the

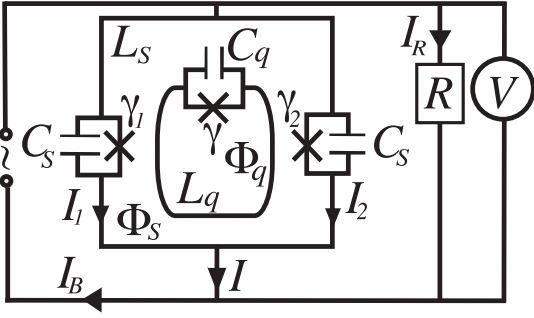


FIG. 1: Simplified circuit consisting of a qubit with one Josephson junction (phase γ , capacitance C_q and inductance L_q) inductively coupled to a SQUID with two identical junctions (phases $\gamma_{1,2}$, capacitance C_S) and inductance L_S . The SQUID is driven by an ac bias $I_B(t)$ and the voltage drop is measured by a voltmeter with internal resistance R . The total flux through the qubit loop is Φ_q and through the SQUID is Φ_S .

voltmeter shows certain values, e.g. voltage amplitude or phase. Note that practically this resistor may be the distributed impedance of the coaxial line connected to the chip.

In this section we derive an effective Hamiltonian for this system. Our starting point is a set of current conservation equations for the circuit of Fig. 1.

The total magnetic fluxes through the SQUID and the qubit loops can be divided into screening (s) fluxes produced through circulating currents and external (x) fluxes from outside sources $\Phi_S = \Phi_S^{(x)} + \Phi_S^{(s)}$ and $\Phi_q = \Phi_q^{(x)} + \Phi_q^{(s)}$. Generally, Ampere's law for a system of current loops can be represented in matrix form

$$\begin{pmatrix} \Phi_q^{(s)} \\ \Phi_S^{(s)} \end{pmatrix} = - \begin{pmatrix} L_q & M_{Sq} \\ M_{Sq} & L_S \end{pmatrix} \begin{pmatrix} I_q \\ I_S \end{pmatrix}, \quad (1)$$

which can be inverted

$$\begin{pmatrix} I_q \\ I_S \end{pmatrix} = -\frac{1}{M_\Sigma^2} \begin{pmatrix} L_S & -M_{Sq} \\ -M_{Sq} & L_q \end{pmatrix} \begin{pmatrix} \Phi_q^{(s)} \\ \Phi_S^{(s)} \end{pmatrix}, \quad (2)$$

where M_{Sq} is the mutual inductance and M_Σ is the determinant of the inductance matrix $M_\Sigma^2 = L_q L_S - M_{Sq}^2 > 0$. The circulating current through the SQUID loop is given by the difference of the currents through the two branches $I_S = (I_1 - I_2)/2$ and the bias current is $I = I_1 + I_2$. The fluxoid quantization [40] in the two loops reads

$$\Gamma_- = \gamma_1 - \gamma_2 = 2\pi \frac{\Phi_S}{\Phi_0} \text{mod} 2\pi, \quad (3)$$

$$\gamma = 2\pi \frac{\Phi_q}{\Phi_0} \text{mod} 2\pi, \quad (4)$$

where $\Phi_0 = h/2e$ is the magnetic flux quantum for a superconductor. To obtain the equations of motion for the phases γ, Γ_\pm with $\Gamma_\pm = \gamma_1 \pm \gamma_2$ we start from the

current conservation in each node.

$$\begin{aligned} I_j &= I_{cS} \sin \gamma_j + \dot{V} C_S \\ &= I_{cS} \sin \gamma_j + \dot{\gamma}_j \frac{\Phi_0}{2\pi} C_S, \\ j &\in \{1, 2\} \end{aligned} \quad (5)$$

Here we assume that the two junctions have identical critical currents. This symmetry, as will be discussed below, has the consequence that at zero bias current through the SQUID, the qubit will be isolated from its environment. In experiment, the two SQUID junction will of course not be identical. For an asymmetric SQUID the qubit can be protected from environmental noise [41] by applying an appropriate DC bias.

Using Eqs. (2) and (5) for the circulating current, we obtain

$$\begin{aligned} I_{cS} \cos \frac{\Gamma_+}{2} \sin \frac{\Gamma_-}{2} + \ddot{\Gamma}_- \frac{\hbar}{4e} C_S \\ = \frac{1}{M_\Sigma^2} \left(M_{Sq} \Phi_q^{(s)} - L_q \Phi_S^{(s)} \right). \end{aligned} \quad (6)$$

Considering the analogy between Josephson junctions and inductors we introduce the Josephson inductance $L_{JS} = \Phi_0/(2\pi I_{cS})$ and rewrite Eq. (6) using the fluxoid quantization (3) and (4)

$$\begin{aligned} \frac{1}{L_{JS}} \cos \frac{\Gamma_+}{2} \sin \frac{\Gamma_-}{2} + \ddot{\Gamma}_- \frac{C_S}{2} \\ = \frac{1}{M_\Sigma^2} (M_{Sq} \gamma - L_q \Gamma_-) + \Xi_1, \end{aligned} \quad (7)$$

where the influence of external fields is captured in $\Xi_1 = 2\pi/(\Phi_0 M_\Sigma^2) (-M_{Sq} \Phi_q^{(x)} + L_q \Phi_S^{(x)})$.

For the bias current we have $I + V/R = I_B(t)$ and from Eq. (5) we obtain

$$\frac{1}{L_{JS}} \sin \frac{\Gamma_+}{2} \cos \frac{\Gamma_-}{2} + \ddot{\Gamma}_+ \frac{C_S}{2} + \frac{1}{4R} \dot{\Gamma}_+ = \frac{\pi}{\Phi_0} I_B(t). \quad (8)$$

For the circulating current in the qubit loop it follows from Eq. (2)

$$\begin{aligned} I_q &= C_q \ddot{\gamma} \frac{\hbar}{2e} + I_{cq} \sin \gamma \\ &= -\frac{1}{M_\Sigma^2} \left(L_S \Phi_q^{(s)} - M_{Sq} \Phi_S^{(s)} \right) \end{aligned} \quad (9)$$

Using $L_{Jq} = \Phi_0/(I_{cq} 2\pi)$, Eqs. (3), and (4), this becomes

$$C_q \ddot{\gamma} + \frac{1}{L_{Jq}} \sin \gamma = -\frac{L_S}{M_\Sigma^2} \gamma + \frac{M_{Sq}}{M_\Sigma^2} \Gamma_- + \Xi_2, \quad (10)$$

where we defined $\Xi_2 = 2\pi/(M_\Sigma^2 \Phi_0) (-M_{Sq} \Phi_q^{(x)} + L_S \Phi_S^{(x)})$.

From Eqs. (7), (8), and (10), we observe that Γ_+ , the phase drop across the SQUID, serves as a pointer: it

couples to the qubit degree of freedom γ and is read out by the classical observer, which appears in the classical equation of motion (8) as a dissipative term. Without bias current $I_B = 0$, the classical solution for this degree of freedom becomes $\Gamma_+ = 0$ independent of the internal degree of freedom Γ_- and the qubit. It follows that, in the absence of I_B , there is no coupling between the quantum mechanical system and the environment, as the pointer is decoupled from the observer.

We start the derivation of the system Hamiltonian suppressing the dissipative term in Eq. (8). It will be later reintroduced in the form of an oscillator bath. Starting from the equations of motion (7), (8), and (10), for Γ_{\pm} and γ we first determine the Lagrangian such that $d_t(\partial_{\dot{\gamma}}\mathcal{L}) = \partial_{\gamma}\mathcal{L}$ and $d_t(\partial_{\dot{\Gamma}_{\pm}}\mathcal{L}) = \partial_{\Gamma_{\pm}}\mathcal{L}$. We introduce the canonically conjugate momenta $p = \partial_{\dot{\gamma}}\mathcal{L} = \hbar^2 C_q \dot{\gamma}/e^2$ and $P_{\pm} = \partial_{\dot{\Gamma}_{\pm}}\mathcal{L} = \hbar^2 C_s \dot{\Gamma}_{\pm}/(2e^2)$ and finally derive the Hamiltonian using $\mathcal{H} = \dot{\gamma}p + \dot{\Gamma}_-P_- + \dot{\Gamma}_+P_+ - \mathcal{L}$. This leads to

$$\begin{aligned} \mathcal{H} = & \left(\frac{P_+^2 + P_-^2}{C_s} + \frac{p^2}{2C_q} \right) \frac{e^2}{\hbar^2} - \left(\frac{2}{L_{JS}} \cos \frac{\Gamma_-}{2} \cos \frac{\Gamma_+}{2} \right. \\ & + \frac{M_{Sq}}{M_{\Sigma}^2} \gamma \Gamma_- - \frac{L_q}{M_{\Sigma}^2} \frac{\Gamma_-^2}{2} + \Xi_1 \Gamma_- \\ & \left. + \frac{1}{L_{Jq}} \cos \gamma - \frac{L_S}{M_{\Sigma}^2} \frac{\gamma^2}{2} + \Xi_2 \gamma + \frac{e}{\hbar} I_B(t) \Gamma_+ \right) \frac{\hbar^2}{e^2}. \end{aligned} \quad (11)$$

Now we proceed to simplify this Hamiltonian using the assumptions that $L_{JS} \gg L_S$, which applies to small SQUIDS as the ones used for qubit readout, and that the driving strength is small enough to remain in the harmonic part of the potential $|I_B| \ll I_{cS}$. Using the latter assumption, we can expand the potential energies to second order around the minimum and obtain two coupled harmonic oscillators (Γ_+ and Γ_-) with greatly different frequencies. Γ_- evolves in a much narrower potential ($\propto 1/L_S$) than that of Γ_+ ($\propto 1/L_{JS}$). Therefore we can perform an adiabatic approximation and substitute Γ_- through its average position. We obtain the following potential for the remaining degree of freedom Γ_+

$$\begin{aligned} U = & U_0 + \frac{1}{4L_{JS}} \cos \left(\Xi_1 \frac{M_{\Sigma}^2}{2L_q} + \gamma \frac{M_{Sq}}{2L_q} \right) \\ & \times \left(\Gamma_+ - \frac{I_B(t)}{I_{cS}} \frac{1}{\cos \left(\Xi_1 \frac{M_{\Sigma}^2}{2L_q} + \gamma \frac{M_{Sq}}{2L_q} \right)} \right)^2 \frac{\hbar^2}{e^2}. \end{aligned} \quad (12)$$

In the next step, we perform the two-state approximation of the qubit along the lines of Ref. [33, 42], reducing its dynamics to the two lowest energy eigenstates. This space is spanned by wave functions centered around two values $\hat{\gamma} = \gamma_0 \hat{\sigma}_z$ (γ either in the left or the right well of the potential). While the manipulation of the qubit is usually performed at the optimum working point [18], the readout can and should be performed in quantum non-demolition (QND) measurement i.e. in the pure dephasing

limit. This reduces the qubit Hamiltonian to $\epsilon_0 \hat{\sigma}_z$. We allow for a significant off-diagonal term $\propto \hat{\sigma}_x$ to have acted in the past in order to prepare superpositions of eigenstates of σ_z . Physically, this situation is achieved by either making one of the qubit junctions tunable, or imposing a huge energy bias to the qubit.

We note here that if, opposed to the case we will discuss in the following, the measurement interaction would not commute with the qubit Hamiltonian, a full analysis in terms of quantum measurement theory would be required. Similar to Refs. [43, 44] the action on the system given by each measurement result would need to be determined in order to quantify the information that the observer can obtain about the initial state of the qubit, as well as the state following the measurement.

After these approximations the qubit-SQUID Hamiltonian reads

$$\hat{H}_S = \epsilon(t) \hat{\sigma}_z + \frac{\hat{P}_+^2}{2m} + \frac{m(\Omega^2 + \Delta^2 \hat{\sigma}_z)}{2} \hat{x}^2 - F(t) \hat{x}, \quad (13)$$

where \hat{x} corresponds to the external degree of freedom of the SQUID Γ_+ and $F(t) = F_0 \sin(\nu t)$ originates in the ac driving by a classical field. The conversion of the parameters to circuit-related quantities can be found in Appendix VII A. Here Δ is the quadratic frequency shift (QFS).

An important property of this Hamiltonian is the absence of the commonly used linear coupling between the two-level system and the harmonic oscillator [17]. In our case the qubit couples to the squared coordinate of the oscillator, which leads to a qubit dependent change in the frequency of the harmonic oscillator instead of the shift of the potential minimum.

Because of the coupling to the driven oscillator the qubit energy splitting becomes time-dependent $\epsilon(t) = \epsilon_0 + \nu I_B^2(t)$.

To model the dissipation introduced by the resistor we follow the standard Caldeira-Leggett approach [33, 45, 46, 47] and include an oscillator bath to our Hamiltonian

$$\hat{H} = \hat{H}_S + \underbrace{\sum_i \left(\frac{\hat{p}_i^2}{2m_i} + \frac{m_i \omega_i^2}{2} \hat{y}_i^2 \right)}_{\hat{H}_B} + \hat{x} \underbrace{\sum_i \lambda_i \hat{y}_i}_{\hat{H}_{SB}}. \quad (14)$$

with $J(\omega) = \sum_i \lambda_i^2 \frac{\hbar}{2m_i \omega_i} \delta(\omega - \omega_i) = m \hbar \kappa \omega \Theta(\omega - \omega_c) / \pi$ [48] where Θ is the Heaviside step function and $\kappa = [s^{-1}]$ the photon loss rate. The cut-off frequency ω_c is physically motivated by the high frequency filter introduced by the capacitors.

III. METHOD

Our goal is to analyze the resolution and measurement time and investigate the backaction on the qubit. The former requires tracing over the qubit and discuss the

dynamics of the pointer variable of the detector, the latter requires tracing over the detector degrees of freedom.

It is well established how to do this in principle exactly [33] when the qubit couples to a Gaussian variable of the detector (i.e. sum of quadratures of the environmental coordinates). A method to map a damped harmonic oscillator to bath of uncoupled oscillators with a modified spectral density [49, 50] also exists. In our case, due to the quadratic coupling between the qubit and the damped oscillator (13), any such normal-mode transform does not lead to the usual Gaussian model and thus cannot use many of the methods developed for the spin-boson model.

There are several approaches to dealing with this challenge. As long as the coupling is weak, $\Delta \ll \Omega$, one can still linearize the detector dynamics and make a Gaussian approximation as it was done in Ref. [28]. Nevertheless, weak coupling decoherence theory as reviewed e.g. in Refs. [7, 32] builds on two-point correlators and cannot distinguish Gaussian from non-Gaussian environments.

In this work we describe arbitrarily large couplings between qubit and oscillator going beyond the Gaussian approximation. The only small parameter we rely upon is the decay rate of the oscillator κ . This is justified by the fact that dispersive measurement only makes sense for large oscillator quality factors $Q > 1$. We treat a composite quantum system — qubit \otimes oscillator — weakly coupled to the heat bath represented by the resistor. This *complex environments approach* resembles the methods of, e.g. Refs. [28, 37].

We start with the standard master equation for the reduced density operator in Schrödinger picture and Born-Markov approximation [32, 51], assuming factorized initial conditions $\rho(0) = \rho_S(0) \otimes \rho_B(0)$

$$\begin{aligned} \frac{d}{dt} \hat{\rho}_S(t) &= \frac{1}{i\hbar} [\hat{H}_S, \hat{\rho}_S(t)] \\ &+ \frac{1}{(i\hbar)^2} \int_0^t dt' \text{Tr}_B \left[\hat{H}_{SB}, [\hat{H}_{SB}(t, t'), \hat{\rho}_S(t) \otimes \hat{\rho}_B(0)] \right], \end{aligned} \quad (15)$$

where $\hat{H}_{SB}(t, t') = \hat{U}_{t'}^t \hat{H}_{SB} \hat{U}_t^{t'}$ and $\hat{U}_t^{t'} = \mathcal{T} \exp \left(\int_t^{t'} d\tau (\hat{H}_S + \hat{H}_B) / (i\hbar) \right)$ and \mathcal{T} is the time-ordering operator. In thermal equilibrium there will be correlations between the main oscillator and the oscillators of the bath, so the initial state is not strictly speaking factorized. In the low κ limit here, these correlations will affect the dynamics only in higher order κ^2 and can hence be neglected. This is a standard assumption in the perturbative treatment of open systems where here κ is the perturbative parameter, see e.g. [32] This approach is valid at finite temperatures $k_B T \gg \hbar\kappa$, for times $t \gg 1/\omega_c$ [32, 52], which is the limit we will discuss henceforth. We assume unbiased noise $\langle \hat{H}_{SB} \rangle = 0$. The Hamiltonian (13) describes a driven harmonic oscillator, therefore the Floquet modes (see e.g. Refs. [53, 54] for a short review) form the appropriate basis in which we express the master equation. For a driven harmonic oscillator the Floquet

modes [54] are given by

$$\begin{aligned} \Psi_n(x, t) &= \varphi_n(x - \xi(t)) \\ &\times \exp \left[\frac{i}{\hbar} \left(m\dot{\xi}(t)(x - \xi(t)) - E_n t + \int_0^t dt' L(t') \right) \right], \\ &= \Phi_n(x, t) e^{-iE_n t/\hbar}, \end{aligned} \quad (16)$$

where $E_n = \hbar\Omega(n + 1/2)$, $\varphi_n(x)$ a number state, $\xi(t)$ is the classical trajectory and $L(\xi, \dot{\xi}, t)$ the classical Lagrangian of the driven undamped oscillator

$$\xi(t) = \frac{F_0 \sin(\nu t)}{m(\Omega^2 - \nu^2)}, \quad (17)$$

$$L(\xi, \dot{\xi}, t) = \frac{1}{2} m \dot{\xi}^2(t) - \frac{1}{2} m \Omega^2 \xi^2(t) + \xi(t) F(t). \quad (18)$$

We also define the operator \hat{A} as the annihilation operator corresponding to a Floquet mode

$$\hat{a} = \hat{A} + \zeta(t), \quad (19)$$

where $\zeta(t) = \sqrt{\frac{m}{2\hbar\Omega}} (i\dot{\xi}(t) + \Omega\xi(t))$ so that $\hat{A}\Phi_n(x, t) = \sqrt{n}\Phi_{n-1}(x, t)$. After some algebra we obtain

$$\hat{x} = \sqrt{\frac{\hbar}{2m\Omega}} (\hat{A} + \hat{A}^\dagger) + \xi(t), \quad (20)$$

$$\hat{a}(t, t') = e^{i\Omega(t-t')} \hat{A} + \zeta(t'). \quad (21)$$

Eq. (21) has been obtained by calculating $\hat{a}(t, t')\Phi_n(x, t)$, where $\{\Phi_n(x, t)\}$ build a complete set of functions at any time t . Here one can interpret the sum $\hat{A} + \hat{A}^\dagger$ as the deviation of \hat{x} from the classical trajectory $\xi(t)$.

Since we are describing a composite quantum mechanical system, the operators in Eq. (15) can be written in the qubit $\hat{\sigma}_z$ basis as follows

$$\hat{\rho}_S = \begin{pmatrix} \hat{\rho}_{\uparrow\uparrow} & \hat{\rho}_{\uparrow\downarrow} \\ \hat{\rho}_{\downarrow\uparrow} & \hat{\rho}_{\downarrow\downarrow} \end{pmatrix}, \quad \hat{H}_S = \begin{pmatrix} \hat{H}_{S\uparrow} & 0 \\ 0 & \hat{H}_{S\downarrow} \end{pmatrix} \quad (22)$$

$$\begin{aligned} \hat{A} &= \begin{pmatrix} \hat{A}_\uparrow & 0 \\ 0 & \hat{A}_\downarrow \end{pmatrix}, \quad \hat{a}(t, t') = \begin{pmatrix} \hat{a}_\uparrow(t, t') & 0 \\ 0 & \hat{a}_\downarrow(t, t') \end{pmatrix}, \\ \sigma &\in \{\uparrow, \downarrow\}, \end{aligned} \quad (23)$$

where all the matrix elements are operators in the oscillator Hilbert space

$$\hat{H}_{S\uparrow, \downarrow} = \pm \epsilon(t) + \left(\frac{\hat{P}_\pm^2}{2m} + \frac{m(\Omega^2 \pm \Delta^2)}{2} \hat{x}^2 - \hat{x}F(t) \right), \quad (24)$$

$$\hat{a}_\sigma(t, t') = \hat{A}_\sigma e^{i\Omega_\sigma(t-t')} + \zeta_\sigma(t') \quad (25)$$

and $\hat{A}_{\uparrow, \downarrow}$ is the annihilation operator of a Floquet mode with frequency $\Omega_{\uparrow, \downarrow} = \sqrt{\Omega^2 \pm \Delta^2}$. The functions $\zeta(t)$ and $\xi(t)$ also depend on the frequency of the harmonic oscillator, therefore they become 2×2 diagonal matrices.

As we observed in the previous section, as long as $I_B = 0$ there is no direct coupling between the qubit and the oscillator in the second order approximation and thus no

coupling to the environment. Therefore, at $t = 0$, before one turns on the ac driving, the harmonic oscillator has the frequency Ω independent of the qubit. Therefore the initial condition for the density matrix $\hat{\rho}_S$ is $\hat{\rho}_S(0) = \hat{\rho}_{\text{qubit}} \otimes \hat{\rho}_{HO}^{(\Omega)}$.

We introduce also the annihilation operator \hat{A}_0 for the Floquet modes with frequency Ω which relates to \hat{A}_σ as follows

$$\begin{aligned} \hat{A}_\sigma &= \frac{1}{2} \left(\hat{A}_0^\dagger (f_\sigma - f_\sigma^{-1}) + \hat{A}_0 (f_\sigma + f_\sigma^{-1}) \right) \\ &\quad - \zeta_\sigma^*(t) + \text{Re}\zeta_0(t)f_\sigma - \text{iIm}\zeta_0(t)\frac{1}{f_\sigma}, \end{aligned} \quad (26)$$

where $f_\sigma = \sqrt{\Omega_\sigma/\Omega}$.

Using the operators introduced above in Eq. (15), we obtain

$$\begin{aligned} \dot{\hat{\rho}}_{\sigma\sigma'}(t) &= \frac{1}{\text{i}\hbar} \hat{H}_{S\sigma} \hat{\rho}_{\sigma\sigma'}(t) - \frac{1}{\text{i}\hbar} \hat{\rho}_{\sigma\sigma'}(t) \hat{H}_{S\sigma'} + \frac{1}{(\text{i}\hbar)^2} \int_0^t dt' \int_0^\infty d\omega J(\omega) \left\{ \left(\text{e}^{\text{i}\omega(t-t')} n(\omega) + \text{e}^{-\text{i}\omega(t-t')} (n(\omega) + 1) \right) \right. \\ &\quad \left(g_\sigma^2 (\hat{a}_\sigma + \hat{a}_\sigma^\dagger) (\hat{a}_\sigma(t, t') + \hat{a}_\sigma^\dagger(t, t')) \hat{\rho}_{\sigma\sigma'}(t) - g_\sigma g_{\sigma'} (\hat{a}_\sigma(t, t') + \hat{a}_\sigma^\dagger(t, t')) \hat{\rho}_{\sigma\sigma'}(t) (\hat{a}_{\sigma'} + \hat{a}_{\sigma'}^\dagger) \right) \\ &\quad - \left(g_\sigma g_{\sigma'} (\hat{a}_\sigma + \hat{a}_\sigma^\dagger) \hat{\rho}_{\sigma\sigma'}(t) (\hat{a}_{\sigma'}(t, t') + \hat{a}_{\sigma'}^\dagger(t, t')) - g_{\sigma'}^2 \hat{\rho}_{\sigma\sigma'}(t) (\hat{a}_{\sigma'}(t, t') + \hat{a}_{\sigma'}^\dagger(t, t')) (\hat{a}_{\sigma'} + \hat{a}_{\sigma'}^\dagger) \right) \\ &\quad \left. \left(\text{e}^{-\text{i}\omega(t-t')} n(\omega) + \text{e}^{\text{i}\omega(t-t')} (n(\omega) + 1) \right) \right\}, \end{aligned} \quad (27)$$

where $g_\sigma = \sqrt{\hbar/(2m\Omega_\sigma)}$ and $n(\omega)$ is the Bose function. We observe that the equations of motion for the four components of $\hat{\rho}_S$ are not coupled to each other. This is the consequence of neglecting the tunneling in the qubit Hamiltonian Eq. (13). While the two diagonal components fulfill the same equations of motion as in the case of the well-known damped harmonic oscillator, each of them with a different frequency, the two off-diagonal elements of the density matrix have a more complicated evolution. Specifically, they are not Hermitian and do not conserve the norm. This is to be expected, as the norm of the off-diagonal elements measures the qubit coherence, which is not conserved during measurement.

One can handle master equations in an infinite-dimensional Hilbert space with the aid of phase-space pseudoprobability distribution functions [55, 56, 57], which encode any operator with a finite norm [56, 58] into a phase-space function. Here, we choose the characteristic function of the Wigner function $\chi(\alpha, \alpha^*, t)$ to represent the density matrix

$$\hat{\rho}_{\sigma\sigma'}(t) = \frac{1}{\pi} \int d^2\alpha \chi_{\sigma\sigma'}(\alpha, \alpha^*, t) \hat{D}(-\alpha), \quad (28)$$

where $\hat{D}(-\alpha) = \exp(-\alpha \hat{A}_0^\dagger + \alpha^* \hat{A}_0)$ is the displacement operator. By replacing this representation of $\hat{\rho}_{\sigma\sigma'}$ into the master equation (27) we obtain partial differential equations for the characteristic functions $\chi_{\sigma\sigma'}(\alpha, \alpha^*, t)$. Note that here $|\alpha\rangle$ is different from the coherent state as it is composed of Floquet modes instead of Fock states,

i.e.

$$|\alpha\rangle = \text{e}^{-|\alpha|^2/2} \sum_n \frac{\alpha^n}{\sqrt{n!}} |\Phi_n(t)\rangle. \quad (29)$$

IV. RESULTS

A. Measurement

In this section we propose three dispersive measurement protocols, all based on the detection of the oscillator momentum, from which the state of the qubit can be inferred.

We start by computing the measured observable of the detector, the voltage drop V across the SQUID. In our notation, the operator is found as the oscillator momentum, $V = \text{i}V_0 \hat{1}_{\text{qubit}} \otimes (a - a^\dagger)$, and involves a trace over the qubit. Here the momentum \hat{p} is $2meV/\hbar$. Thus, we obtain the diagonal characteristic functions $\chi_{\sigma\sigma}$. For $\sigma = \sigma'$ we obtain from Eqs. (27), (28), and (26), a Fokker-

Planck equation [59]

$$\begin{aligned} \dot{\chi}_{\sigma\sigma}(\alpha, \alpha^*, t) = & \left[\left(\alpha \left(-\frac{\kappa}{2} + i\tilde{\Omega}_\sigma^+ \right) + \alpha^* \left(-\frac{\kappa}{2} + i\tilde{\Omega}_\sigma^- \right) \right) \partial_\alpha \right. \\ & + \left(\alpha^* \left(-\frac{\kappa}{2} - i\tilde{\Omega}_\sigma^+ \right) + \alpha \left(-\frac{\kappa}{2} - i\tilde{\Omega}_\sigma^- \right) \right) \partial_{\alpha^*} \\ & - (1 + 2n_\sigma) \frac{\kappa\Omega_\sigma}{4\Omega} (\alpha + \alpha^*)^2 \\ & \left. + (\alpha + \alpha^*) f_\sigma(t) \right] \chi_{\sigma\sigma}(\alpha, \alpha^*, t), \end{aligned} \quad (30)$$

where

$$f_\sigma(t) = \frac{iF_0 (\cos(\nu t)\kappa\nu + \sin(\nu t) (\Omega_\sigma^2 - \nu^2))}{\sqrt{2m\Omega\hbar} (\Omega^2 - \nu^2)}, \quad (31)$$

and $\tilde{\Omega}_\sigma^\pm = (\pm\Omega^2 + \Omega_\sigma^2)/(2\Omega)$. Note that we must express the operators in Eq. (15) in terms of \hat{A}_0 corresponding to frequency Ω as the oscillator has initially that frequency, in a particular case the thermal state of frequency Ω . Eq. (30) is consistent with the property $\chi_{\sigma\sigma'}(\alpha) = \chi_{\sigma'\sigma}(-\alpha)$ originating in the hermiticity of the density matrix. We perform the variable transformation $(\alpha, \alpha^*, t) \rightarrow (z, z^*, s)$ defined by means of following differential equations

$$\partial_s \alpha = \alpha \left(\frac{\kappa}{2} - i\tilde{\Omega}_{\sigma+} \right) + \alpha^* \left(\frac{\kappa}{2} - i\tilde{\Omega}_{\sigma-} \right), \quad (32)$$

$$\partial_s \alpha^* = \alpha^* \left(\frac{\kappa}{2} + i\tilde{\Omega}_{\sigma+} \right) + \alpha \left(\frac{\kappa}{2} + i\tilde{\Omega}_{\sigma-} \right), \quad (33)$$

$$s = t, \quad (34)$$

The solutions of these coupled differential equations will depend on some initial conditions i.e. $\alpha(s=0) = z$ and thus we obtain the transformation $\alpha \rightarrow \alpha(z, z^*, s)$. This transformation conveniently removes the partial derivatives with respect to α and α^* in Eq. (30) and we are left with

$$\begin{aligned} \partial_s \chi_{\sigma\sigma}(z, z^*, s) = & (\alpha(z, z^*, s) + \alpha^*(z, z^*, s)) f_\sigma(t) \\ & - (1 + 2n_\sigma) \frac{\kappa\Omega_\sigma}{4\Omega} (\alpha(z, z^*, s) + \alpha^*(z, z^*, s))^2, \end{aligned} \quad (35)$$

which can be directly integrated. After performing the transformation back to the initial variables $\chi_{\sigma\sigma}(\alpha, \alpha^*, t)$ we can calculate the probability density of momentum $P(p_0, t) = \sqrt{\hbar m \Omega / 2} \langle \delta(\hat{p} - p_0) \rangle$ where the qubit initial state is $q_\uparrow |\uparrow\rangle + q_\downarrow |\downarrow\rangle$ and

$$\begin{aligned} P(p_0, t) = & \mu \sum_{\sigma \in \{\uparrow, \downarrow\}} \frac{|q_\sigma|^2}{2\pi^2} \int dk e^{ik(\xi(t)m - p_0)} \int d^2\alpha \chi_{\sigma\sigma}(\alpha, \alpha^*, t) \\ & \times \int d^2\beta \langle \beta | e^{-k\mu(\hat{A}_0^\dagger - \hat{A}_0)} \hat{D}(-\alpha) | \beta \rangle, \end{aligned} \quad (36)$$

$$\mu = \sqrt{\frac{\hbar m \Omega}{2}}. \quad (37)$$

Evaluating the integrals in Eq. (36) we obtain for the probability density of momentum

$$P(p_0, t) = \sum_{\sigma \in \{\uparrow, \downarrow\}} \frac{|q_\sigma|^2}{\sqrt{4\pi B_\sigma(t)}} \exp\left(-\frac{(p_0 - C_\sigma(t))^2}{4\mu^2 B_\sigma(t)}\right). \quad (38)$$

Here, assuming the oscillator initially in a thermal state, we have

$$\begin{aligned} C_\sigma(t) = & \frac{F_0\nu}{\kappa^2\nu^2 + (\nu^2 - \Omega_\sigma^2)^2} \left(\cos(\nu t)(\Omega_\sigma^2 - \nu^2) + \sin(\nu t)\kappa\nu \right. \\ & + e^{-\kappa t/2} \cos(\bar{\Omega}_\sigma t) \frac{\nu^2(\kappa^2 + \Omega^2) - (\nu^2 + \Omega^2)\Omega_\sigma^2 + \Omega_\sigma^4}{\Omega^2 - \nu^2} \\ & \left. - e^{-\kappa t/2} \sin(\bar{\Omega}_\sigma t) \frac{\kappa(\Omega_\sigma^4 + \nu^2(\kappa^2 + \Omega^2) + \Omega_\sigma^2(\Omega^2 - 3\nu^2))}{2\bar{\Omega}_\sigma(\Omega^2 - \nu^2)} \right), \end{aligned} \quad (39)$$

$$\begin{aligned} B_\sigma(t) = & \frac{1 + 2n(\Omega_\sigma)}{2} \frac{\Omega_\sigma}{\Omega} \left(1 - e^{-\kappa t} \frac{\Omega_\sigma^2}{\bar{\Omega}_\sigma^2} \right. \\ & + e^{-\kappa t} \cos(2\bar{\Omega}_\sigma t) \frac{\kappa^2}{4\bar{\Omega}_\sigma^2} + e^{-\kappa t} \sin(2\bar{\Omega}_\sigma t) \frac{\kappa}{2\bar{\Omega}_\sigma} \left. \right) \\ & - \frac{1 + 2n(\Omega)}{2} e^{-\kappa t} \left(-\frac{\Omega_\sigma^2}{2\bar{\Omega}_\sigma^2} \left(1 + \frac{\Omega_\sigma^2}{\Omega^2} \right) \right. \\ & \left. + \cos(2\bar{\Omega}_\sigma t) \frac{\Omega_\sigma^2 \left(1 + \frac{\Omega_\sigma^2}{\Omega^2} \right) - 4\bar{\Omega}_\sigma^2}{4\bar{\Omega}_\sigma^2} + \sin(2\bar{\Omega}_\sigma t) \frac{\kappa}{2\bar{\Omega}_\sigma} \right). \end{aligned} \quad (40)$$

and $\bar{\Omega}_\sigma = \sqrt{\Omega_\sigma^2 - \kappa^2/4}$. One can see that $B(t)$ evolves from $B_\sigma(0) = 1/2 + n(\Omega)$ to $B_\sigma(\infty) = (1/2 + n(\Omega_\sigma))\Omega_\sigma/\Omega$ and for $\Omega = \Omega_\sigma$ $\langle \hat{p} \rangle_\sigma(t) = C_\sigma(t)$ becomes the momentum of the classical damped oscillator with the initial conditions $\dot{p}(0) = -F_0\kappa\nu/(\Omega^2 - \nu^2)$ and $p(0) = F_0\nu/(\Omega^2 - \nu^2)$. Note that the value $B_\sigma(\infty)$ is independent of the initial $B_\sigma(0)$. Therefore the long time value of B is the same also for ground and coherent state.

In the following, when analyzing different types of measurement protocols, we have to differentiate between *discrimination* and *measurement* time. Measurement time is the total time needed to transfer the information from the qubit to the observer. In a sample-and-hold protocol, one imprints the qubit state into the oscillator, then decouples the two and observes the latter. The time needed for the first step is called discrimination time.

1. Long time, single shot measurement

In the measurement scheme of Ref. [26] one needs the voltage amplitudes corresponding to the two qubit states. For this one must wait until the transients in the momentum (voltage) oscillations have died out. From the amplitude of momentum one can then determine the state of the qubit.

Following Ref. [26] we define the measurement time as the time required to obtain enough information to infer

the qubit state

$$\tau_m = \frac{S_V}{(V_\uparrow - V_\downarrow)^2}, \quad (41)$$

where V_σ is the amplitude of the voltage for the qubit in the state $|\sigma\rangle$ and $S_V = 2k_B T R$ is the spectral density of the detector output. This is the time needed for discriminating two-long time amplitudes relative to a noise background given by S_V . Therefore, in our notation,

$$\tau_m = \frac{b}{\kappa(\mathcal{A}_\uparrow - \mathcal{A}_\downarrow)^2}, \quad (42)$$

where

$$\mathcal{A}_\sigma = \frac{\nu}{\sqrt{\kappa^2 \nu^2 + (\nu^2 - \Omega_\sigma^2)^2}} \quad (43)$$

and $b = k_B T C_s / I_B^2$. Note that in this type of amplitude measurement it is advantageous to drive far from resonance, since at resonance the amplitudes \mathcal{A}_σ become identical for the two qubit states. Off-resonance τ_m is a monotonically falling function of Δ , i.e. larger coupling leads to faster measurement. Close to resonance τ_m grows again for large values of Δ .

It is known that, when an harmonic oscillator is driven close to resonance, a *phase* measurement reveals most of the information about the oscillator frequency and leads to the best resolution and quantum limited measurement. Along the lines of Ref. [60] one can suppose that, for measurement closest to the quantum limit, the conjugate observable to the one being measured should deliver no information. In our case, for off-resonant driving and amplitude measurement, most of the information about the qubit is contained in the amplitude and almost none in the phase.

2. Short time, single shot measurement

In the measurement protocol of the previous section and Ref. [26] the desired information is extracted from the long-time $C_\sigma = \langle \hat{p} \rangle_\sigma(t)$. The method has the advantage of being "single shot", but disadvantages resulting from long time coupling to the environment such as dephasing, relaxation and loss of visibility [61, 62].

In this section we present a different measurement protocol. It is based on the short time dynamics illustrated as follows: for the qubit initially in the state $1/\sqrt{2}(|\uparrow\rangle + |\downarrow\rangle)$ the probability distribution of momentum is plotted in Fig. 2 (a) and (b).

In Fig. 2 one can see that the two peaks corresponding to the two states of the qubit split already during the transient motion of $\langle \hat{p} \rangle(t)$, much faster than the transient decay time. If the peaks are well enough separated, a single measurement of momentum gives the needed information about the qubit state, and has the advantage of avoiding decoherence effects resulting from a long time

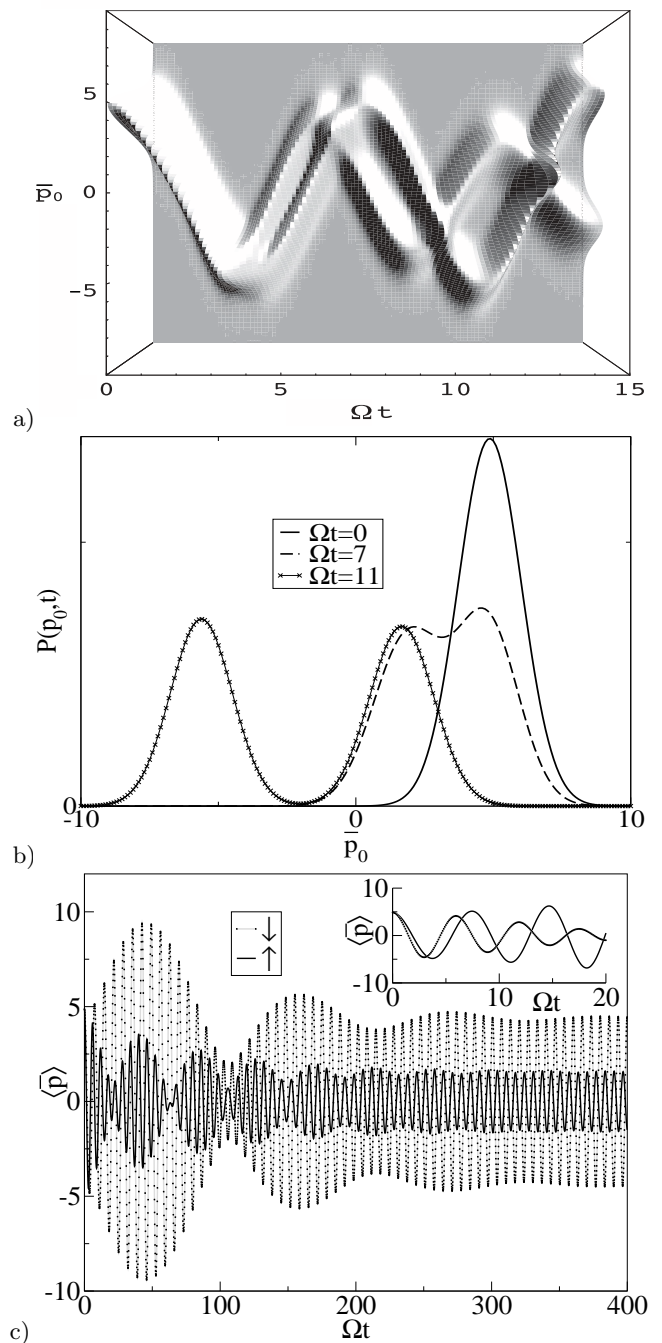


FIG. 2: Probability density of momentum $P(p_0, t)$ (a), snapshots of it at different times (b) and expectation value of momentum for the two different qubit states (c). Here $\hbar\Omega/(k_B T) = 2$, $\Delta/\Omega = 0.45$, $\kappa/\Omega = 0.025$ and $\hbar\nu/(k_B T) = 1.9$ and \bar{p}_0 is the dimensionless momentum $p_0/\sqrt{k_B T m}$.

coupling to the environment. Nevertheless the parameters we need to reduce the discrimination time also enhance the decoherence rate.

We define in this case the discrimination time as the first time when the two peaks are separated by more than

the sum of their widths i.e.

$$\begin{aligned} & |C_{\uparrow}(\tau_{\text{discr}}) - C_{\downarrow}(\tau_{\text{discr}})| \\ & \geq 3\sqrt{2m\hbar\Omega} \left(\sqrt{B_{\uparrow}(\tau_{\text{discr}})} + \sqrt{B_{\downarrow}(\tau_{\text{discr}})} \right). \end{aligned} \quad (44)$$

A comparison between discrimination and dephasing rate will be given in Section IV C.

Because of the oscillatory nature of $C_{\sigma}(t)$ the problem of finding the first root of Eq. (44) is not trivial. We solve it by semi-quantitatively probing the function $|C_{\uparrow}(t) - C_{\downarrow}(t)| - 3\sqrt{2m\hbar\Omega}(\sqrt{B_{\uparrow}(t)} + \sqrt{B_{\downarrow}(t)})$ therefore the plot is not very accurate. Nevertheless it gives a good idea about the dependence of τ_{discr} on Δ .

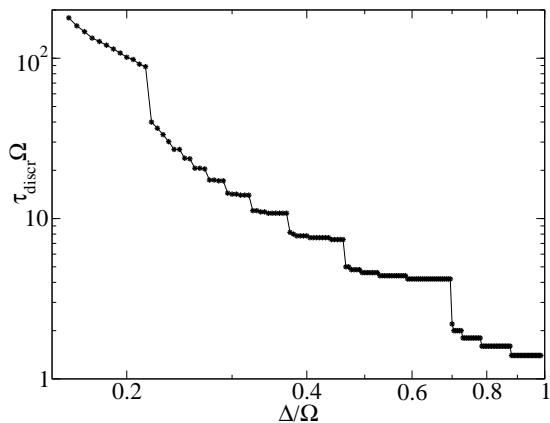


FIG. 3: Discrimination time as function of the coupling strength between qubit and oscillator. Here $\hbar\Omega/(k_B T) = 2$, $\kappa/\Omega = 0.025$ and $\hbar\nu/(k_B T) = 1.95$.

We observe in Fig. 3 that τ_{discr} is a discontinuous function of the coupling strength Δ , such that small adjustments in the parameters can give important improvement of the discrimination time.

For this type of measurement we are interested in the transients of $C_{\sigma}(t)$ and we observe that the difference $|C_{\uparrow}(t) - C_{\downarrow}(t)|$ increases for values of the driving frequency ν close to resonance. For the ν far off-resonance the splitting of the peaks is increased by stronger driving.

The discrimination time discussed here is not to be confused with the physical measurement time. In particular, the discrimination time remains finite even at vanishing κ and when the off-diagonal elements of the full density matrix in qubit space (22) still have finite norm at this time. The discrimination time is the time it takes to imprint the qubit state into the oscillator dynamics. For completing the measurement the oscillator itself needs to be observed by the heat bath and, as a consequence of that observation, the full density matrix will collapse further.

We note that in this kind of sample-and-hold measurement, the qubit spends only the discrimination time in contact with the environment. Keeping the discrimination time short may be of advantage in limiting bit flip

errors during detection. We do not further describe such error processes in this paper.

As a technical limitation, it should be remembered that our theory is based on a Markov approximation for the oscillator-bath coupling, hence it is not reliable for discrimination times lower than the bath correlation time.

3. Quasi-instantaneous, ensemble measurement

In this section, we are going to take this idea to the next level and analyze a measurement protocol that is based on extremely short qubit-detector interaction. In Refs. [63, 64, 65] has been shown that one can measure several field observables through infinitesimal-time probing of the internal states of the coupled qubit. In this section, we apply the same idea to the opposite setting. We show that the information about the state of the qubit is encoded in the expectation value of the momentum of our oscillator at only one point in time, leading to a fast weak measurement scheme.

We rewrite the Hamiltonian (14)

$$\begin{aligned} \hat{H} &= \hbar\Omega \left(\hat{a}^\dagger \hat{a} + \frac{1}{2} \right) + F(t) \sqrt{\frac{\hbar}{2m\Omega}} (\hat{a} + \hat{a}^\dagger) + \epsilon(t) \hat{\sigma}_z \\ &+ \hat{\sigma}_z \frac{\hbar\Delta^2}{4\Omega} (\hat{a} + \hat{a}^\dagger)^2 + \frac{\hbar (\hat{a} + \hat{a}^\dagger)}{2\sqrt{m\Omega}} \sum_i \frac{\lambda_i (\hat{b}_i + \hat{b}_i^\dagger)}{\sqrt{m_i \omega_i}} \\ &+ \sum_i \hbar\omega_i \left(\hat{b}_i^\dagger \hat{b}_i + \frac{1}{2} \right). \end{aligned} \quad (45)$$

In Schrödinger picture we have

$$\dot{\hat{\rho}} = \frac{1}{i\hbar} [\hat{H}, \hat{\rho}], \quad (46)$$

which leads, for any observable, to

$$\partial_t \langle \hat{O} \rangle = \langle \partial_t \hat{O} \rangle + \frac{1}{i\hbar} \langle [\hat{O}, \hat{H}] \rangle. \quad (47)$$

Setting $\hat{O} = \hat{a} - \hat{a}^\dagger$ we obtain:

$$\begin{aligned} \partial_t \langle \hat{a} - \hat{a}^\dagger \rangle &= \frac{1}{i\hbar} \left\langle \hbar\Omega (\hat{a} + \hat{a}^\dagger) + \frac{\hbar\Delta^2}{2\Omega} \hat{\sigma}_z (\hat{a} + \hat{a}^\dagger) \right. \\ &\left. - 2\sqrt{\frac{\hbar}{2m\Omega}} F(t) - 2\sqrt{\frac{\hbar}{2m\omega_i}} \lambda_i (\hat{b}_i + \hat{b}_i^\dagger) \right\rangle. \end{aligned} \quad (48)$$

We assume unbiased noise and the qubit in the pure initial state $q_{\uparrow}|\uparrow\rangle + q_{\downarrow}|\downarrow\rangle$ which leads to

$$\hat{\rho}_{\text{qubit}}(0) = \begin{pmatrix} |q_{\uparrow}|^2 & q_{\uparrow}q_{\downarrow}^* \\ q_{\uparrow}^*q_{\downarrow} & |q_{\downarrow}|^2 \end{pmatrix}. \quad (49)$$

For $t = 0$ Eq. (48) becomes

$$\begin{aligned} \partial_t \langle \hat{a} - \hat{a}^\dagger \rangle|_{t=0} &= -i \langle \hat{a} + \hat{a}^\dagger \rangle|_{t=0} \left(\Omega + \frac{\Delta^2}{2\Omega} \langle \hat{\sigma}_z \rangle \right) \\ &- 2\sqrt{\frac{\hbar}{2m\Omega}} F(0) \end{aligned} \quad (50)$$

$$\langle \hat{\sigma}_z \rangle = 2|q_{\uparrow}|^2 - 1 \quad (51)$$

If $\langle \hat{a} + \hat{a}^\dagger \rangle_{t=0} \neq 0$, the ensemble measurement of $\partial_t \langle \hat{a} - \hat{a}^\dagger \rangle_{t=0}$ is sufficient to determine the state of the qubit.

In our case the oscillator is initially in a thermal state and $\langle \hat{a} + \hat{a}^\dagger \rangle_{t=0} = 0$. Nevertheless, calculating $\langle \hat{p} \rangle$ from Eq. (38) we obtain for the center of the Gaussians corresponding to the two qubit states C_σ of Eq. (39)

$$\langle p \rangle(t) = C_\downarrow(t) + (C_\uparrow(t) - C_\downarrow(t))|q_\uparrow|^2, \quad (52)$$

which is valid for *all* times. If $C_\uparrow(t) \neq C_\downarrow(t)$ we have

$$|q_\uparrow|^2 = \frac{\langle p \rangle(t) - C_\downarrow(t)}{C_\uparrow(t) - C_\downarrow(t)}. \quad (53)$$

At $t = 0$ we have like in the exact case $C_\uparrow(0) = C_\downarrow(0)$ independent of system parameters. This is again the consequence of the thermal initial state. Therefore one cannot infer from $\langle \hat{p} \rangle(0)$ the state of the qubit. For infinitesimal $\tau > 0$ we have $C_\uparrow(\tau) \neq C_\downarrow(\tau)$. Therefore quasi-instantaneous measurement of momentum still delivers the necessary information about the qubit, if the measurement is made at a infinitesimally small $\tau > 0$.

At $t = 0$ also the first derivative of $C_\uparrow(t) - C_\downarrow(t)$ is 0 due to the thermal initial state. A series expansion of Eq. (39) gives the short time result

$$C_\uparrow(t) - C_\downarrow(t) = \frac{2\nu F_0 \Delta^2}{\nu^2 - \Omega^2} \cdot t^2 + \mathcal{O}(t^3). \quad (54)$$

This gives a criterion for τ_{discr} , independent of κ , similar to observations of previous section, i.e. for short discrimination times we need large Δ and strong, close to resonance driving.

Moreover, it is sufficient to measure the expectation value of momentum, and not the first time derivative. The reason for this is the oscillator evolution, mediated by the interaction with the qubit, into a state with finite expectation value $\langle a + a^\dagger \rangle$, in other words the system is automatically creating its own measurement favorable "initial" condition. This is visible in Eq. (54) where the part of the signal proportional $|q_\uparrow|^2$ increases like t^2 which, for short times is slower than t , as it would be in the case where the favorable initial condition already exists.

This method leads to shorter discrimination times than the protocols presented in section IV A 1 and IV A 2 which are independent of Δ and ν . Again, the read out of the oscillator in the end will be a separate issue and ultimately take a time $\propto \kappa^{-1}$.

On the other hand, in order to establish the expectation value with sufficient accuracy, this scheme requires a large ensemble average. According to the central limit theorem the uncertainty of the ensemble measurement is

$$\frac{\Delta y}{\langle y \rangle} = \frac{1}{\sqrt{N}} \frac{\Delta p}{\langle p \rangle} \quad (55)$$

where y is the ensemble averaged value of the measured momentum and N the number of measurements. For a

given precision we have $N \propto (\Delta p / \langle p \rangle)^2$, therefore the number of measurements necessary to reach a given precision depends on Δ and time t . We have

$$N = \frac{\langle y \rangle^2 |q_\uparrow|^2 |q_\downarrow|^2 (C_\uparrow - C_\downarrow)^2 + m\Omega\hbar \sum_{\sigma \in \{\uparrow, \downarrow\}} |q_\sigma|^2 B_\sigma}{\left(\sum_{\sigma \in \{\uparrow, \downarrow\}} |q_\sigma|^2 C_\sigma(t) \right)^2} \quad (56)$$

Eq. (53) shows that we need $C_\uparrow \neq C_\downarrow$ in order to determine the state of the qubit. At the same time, the number of measurements N necessary for high precision measurement of momentum is significantly reduced when $C_\uparrow = C_\downarrow$ (the two Gaussian distributions overlap completely). This reflects the tradeoff between the number of measurements and the signal strength $C_\uparrow - C_\downarrow$ which provides the information about the qubit.

B. Back-action on the qubit

In order to complete the study of the measurement protocols presented in the previous section, we need insight into the measurement backaction on the qubit. Since we are studying the QND Hamiltonian (13), the qubit decoherence consists only of dephasing. We start with the qubit in the initial pure state $(|\uparrow\rangle + |\downarrow\rangle)/\sqrt{2}$ and study the decay of the off-diagonal elements of the qubit density matrix. Such a superposition can be created by e.g. rapidly switching the tunnel matrix element from a large value to zero [66], or by ramping up the energy bias from zero to a large value. We compute the qubit coherence

$$\begin{aligned} C(t) &= \text{Tr}(\hat{\sigma}_x \otimes \hat{1} \hat{\rho}_S(t)) = 2\text{ReTr} \hat{\rho}_{\uparrow\downarrow}(t) \\ &= 2\text{Re} \int dx \langle x | \hat{\rho}_{\uparrow\downarrow}(t) | x \rangle \\ &= 2\text{Re} \int dx \int dp W_{\uparrow\downarrow}(x, p, t) \\ &= 2\text{Re} \int dx \int dp e^{ix_0} e^{ip_0} W_{\uparrow\downarrow}(x, p, t) \\ &= 8\pi \text{Re} \chi_{\uparrow\downarrow}(0, 0, t), \end{aligned} \quad (57)$$

where $W_{\sigma\sigma'}$ is the Wigner function

$$W_{\sigma\sigma'}(x_0, p_0) = \frac{1}{\pi\hbar} \int dy \langle x_0 + y | \hat{\rho}_{\sigma\sigma'} e^{-2iyp_0} | x_0 - y \rangle. \quad (58)$$

We extract the dephasing time τ_ϕ from the strictly exponential long-time tail of $C(t)$.

We rewrite the master equation (27) for $\sigma \neq \sigma'$ using Eqs. (26) and (28) and obtain a partial differential

equation for the characteristic function $\chi_{\uparrow\downarrow}$

$$\begin{aligned} \dot{\chi}_{\uparrow\downarrow}(\alpha, \alpha^*, t) = & \left((\alpha(k_1 + i\Omega) + \alpha^* k_1 + B \sin(\nu t)) \partial_\alpha \right. \\ & + (\alpha^*(k_2 - i\Omega) + \alpha k_2 - B \sin(\nu t)) \partial_{\alpha^*} \\ & - i \frac{\Delta^2}{2\Omega} (\partial_\alpha - \partial_{\alpha^*})^2 + (\alpha + \alpha^*) f_{\uparrow\downarrow}(t) + \mathcal{F}(t) \\ & \left. + p(\alpha + \alpha^*)^2 \right) \chi_{\uparrow\downarrow}(\alpha, \alpha^*, t). \end{aligned} \quad (59)$$

The coefficients can be found in Appendix VII B. Eq. (59) is a generalized Fokker-Planck equation where the total norm is not conserved, i.e. $\int d^2\alpha \chi_{\uparrow\downarrow}(\alpha, \alpha^*, t)$ is *not* a constant of motion.

1. Solution of the generalized Fokker-Planck equation

Generalized Fokker-Planck equations (59) cannot in general be solved analytically with the established tools [59]. In our case, we are not interested in a fully general solution of the differential equation, but in the initial value problem where the $\chi_{\uparrow\downarrow}(\alpha, \alpha^*, 0)$ is a Gaussian function, which covers thermal and coherent states of the oscillator. In this case one can show that $\chi_{\uparrow\downarrow}(\alpha, \alpha^*, t)$ remains a Gaussian at all time. This is the consequence of the QND Hamiltonian (13). We make the ansatz

$$\begin{aligned} \chi_{\uparrow\downarrow}(\alpha, \alpha^*, t) = & A(t) \exp \left(-M(t)\alpha^2 - N(t)\alpha^{*2} \right. \\ & \left. - Q(t)\alpha\alpha^* + R(t)\alpha + S(t)\alpha^* \right), \end{aligned} \quad (60)$$

and obtain for the time-dependent parameters of the Gaussian a closed system of nonlinear differential equations of the first order, thus proving that our ansatz is correct and complete if the initial characteristic function is a Gaussian.

We assume the oscillator initially in a thermal state $\chi_{\uparrow\downarrow}(\alpha, \alpha^*, 0) = (1/4\pi) \exp(-(1/2 + n(\Omega))|\alpha|^2)$ and obtain for the parameters of the Gaussian ansatz following

equations of motion

$$\begin{aligned} \dot{A}_E(t) = & B \sin(\nu t)(R(t) - S(t)) + \mathcal{F}(t) \\ & + \frac{i\Delta^2}{\Omega} \left(M(t) + N(t) - Q(t) - \frac{(R(t) - S(t))^2}{2} \right) \end{aligned} \quad (61)$$

$$\begin{aligned} \dot{R}(t) = & (k_1 + i\Omega)R(t) + k_2 S(t) - B \sin(\nu t)(2M(t) - Q(t)) \\ & - \frac{i\Delta^2}{\Omega} (R(t) - S(t))(Q(t) - 2M(t)) + f_{\uparrow\downarrow}(t) \end{aligned} \quad (62)$$

$$\begin{aligned} \dot{S}(t) = & (k_2 - i\Omega)S(t) + k_1 R(t) + B \sin(\nu t)(2N(t) - Q(t)) \\ & - \frac{i\Delta^2}{\Omega} (S(t) - R(t))(Q(t) - 2N(t)) + f_{\uparrow\downarrow}(t) \end{aligned} \quad (63)$$

$$\begin{aligned} \dot{M}(t) = & 2(k_1 + i\Omega)M(t) + k_2 Q(t) \\ & + \frac{i\Delta^2}{2\Omega} (Q(t) - 2M(t))^2 - p, \end{aligned} \quad (64)$$

$$\begin{aligned} \dot{N}(t) = & 2(k_2 - i\Omega)N(t) + k_1 Q(t) \\ & + \frac{i\Delta^2}{2\Omega} (Q(t) - 2N(t))^2 - p, \end{aligned} \quad (65)$$

$$\begin{aligned} \dot{Q}(t) = & (k_1 + k_2)Q(t) + 2k_1 M(t) + 2k_2 N(t) \\ & - \frac{i\Delta^2}{\Omega} (Q(t) - 2M(t))(Q(t) - 2N(t)) - 2p, \end{aligned} \quad (66)$$

where $A(t) = e^{A_E(t)}$. This system of equations can be solved numerically, for example using a Runge-Kutta algorithm.

Ref. [67] gives an elaborate analysis of the various dephasing mechanisms in the case without driving and the parameter regimes where they come to play. There the weak qubit-oscillator coupling (WQOC) regime is associated to a phase Purcell effect [68] where the dephasing rate $1/\tau_\phi \propto 1/\kappa$. Beyond the weak coupling, Ref. [67] explores a strong dispersive coupling regime with fundamentally different origin where the dephasing rate is proportional to κ .

In the following we want to apply and extend this results to the case of actual measurement, i.e. when the oscillator is driven in order to measure its frequency and from this information, to infer the state of the qubit.

2. Qubit dephasing

We start by studying the dependence of the qubit dephasing on the parameters of the oscillator driving field.

In Fig. 4 we observe that the dependence of the dephasing rate $1/\tau_\phi$ on F_0 is quadratic. For values of κ belonging to strong and weak coupling regime at $F_0 = 0$ we obtain the same driving contribution to the dephasing rate, proportional to κF_0^2 , see the inset of Fig. 4. Here only the contribution of driving is shown. We have subtracted from each curve the initial value of τ_ϕ at $F_0 = 0$. We observe that the decoherence rate must be of the form

$$\frac{1}{\tau_\phi} = \frac{1}{\tau_\phi} \Big|_{F_0=0} + \text{ct.} \cdot F_0^2 \kappa, \quad (67)$$

for both the weak and strong coupling regime.

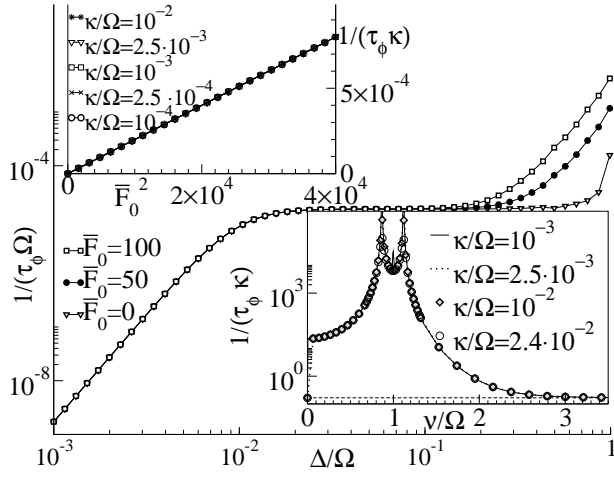


FIG. 4: Dephasing rate dependence on driving: dependence on Δ for different driving strengths F_0 ($\kappa/\Omega = 10^{-4}$ and $\nu = 2\Omega$). Top inset: dependence of the decoherence rate on F_0 for different values of κ ($\Delta/\Omega = 5 \cdot 10^{-2}$ and $\nu = 2\Omega$). Bottom inset: dependence of the decoherence rate on driving frequency ν for different values of κ ($\Delta/\Omega = 0.5$). Here $\hbar\Omega/k_B T = 2$ and \bar{F}_0 is the dimensionless force $F_0\hbar/(k_B T\sqrt{mk_B T})$.

This was to be expected since the qubit couples to the squared coordinate which (at least in the classical case) is proportional to F_0^2 . In both regimes, the driving leads to a contribution to the dephasing rate that is proportional to κ because the driving leads to classical motion relative to the heat bath, which is fixed in the \hat{x} -coordinate space. This motion enhances the effect of the bath the stronger the friction coefficient κ is. Consequently, even if in the undriven case the dephasing rate scales as $1/\kappa$, strong driving can in principle cross it over to a decay rate $\propto \kappa$. This cross-over from $1/\kappa$ to κ inside the WQOC regime happens at either *very* strong driving or when the driving ν frequency approaches one of the system resonances Ω_σ .

The dependence on the driving frequency has also been analyzed in Fig. 4. Here we observe two peaks at Ω_\uparrow and Ω_\downarrow . At $\nu = \Omega$ the classical driven and *undamped* trajectory $\xi(t)$ diverges. In terms of the calculation this means that the Floquet modes are not well-defined when the driving frequency is at resonance with the harmonic oscillator — we have a continuum instead. Physically this means that at $t = 0$ our oscillator has the frequency Ω because it has not yet “seen” the qubit, and we are driving it at resonance, and by amplifying the oscillations of $\langle \hat{x} \rangle$ which is subject to noise we amplify the noise seen by the qubit. The dephasing rate is also expected to diverge. The peaks at Ω_\uparrow and Ω_\downarrow show the same effect after the qubit and the oscillator become entangled. The dephasing rate drops again for large driving frequencies to the value obtained in the case without driving.

C. Comparison of dephasing and measurement times

In this section we analyze the measurement times necessary for the measurement protocols described in sections IV A 1 and IV A 2 and compare them with the dephasing times of the qubit obtained for the same parameters.

1. Long time, single shot measurement

For the long time measurement protocol (section IV A 1) we observe that $1/\tau_m \propto F_0^2 \Delta^4 + \mathcal{O}(\Delta^8)$.

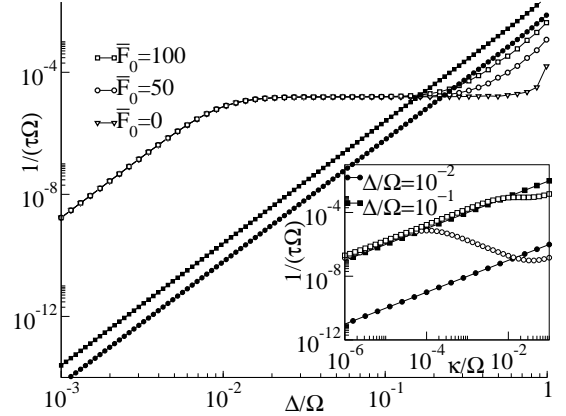


FIG. 5: Comparison of dephasing / measurement rate. Open symbols: $1/(\tau_\phi\Omega)$ and filled symbols: $1/(\tau_m\Omega)$. Here $\nu = 2\Omega$, $\kappa = 10^{-4}\Omega$ and $\hbar\Omega/(k_B T) = 2$. Inset: dependence on κ , $\bar{F}_0 = 200$. The crossings, conflicting with the quantum limit [14], are signaling the limits of the Born approximation, as described in text.

Comparing $1/\tau_\phi$ and $1/\tau_m$ we find that the measurement time depends more strongly on the driving strength F_0 than the dephasing time.

As one can see for the parameters of Fig. 5, in the WQOC regime the measurement time is longer than the dephasing time. Their difference decreases as we increase Δ due to the onset of the strong coupling plateau in the dephasing rate, approaching the quantum limit where the measurement time becomes comparable to the dephasing time. Note that, for superstrong coupling either between qubit and oscillator or between oscillator and bath, corrections of the order $(\kappa/\Omega_\downarrow)^2$ of the dephasing rate gain importance. These corrections are not treated in our Born approximation. Therefore the regions where the dephasing rate becomes lower than the measurement rate, in violation with the quantum limitation of Ref. [14], should be regarded as a limitation of our approximation.

The inset in Fig. 5 shows the dephasing and measurement times as function of κ . Again we observe improvement of the ratio of measurement and dephasing time as we increase Δ . On the other hand, if the tuning of κ should be easier to achieve experimentally, we also see

that, at given Δ one can make use of the phase Purcell effect, which reduces the dephasing rate as $1/\kappa$ while the measurement rate increases like κ . This goes along the lines of Ref. [67] where it has been shown that strong κ implies WQOC, i.e. phase Purcell effect.

2. Short time, single shot measurement

As already mentioned, for the short time, single shot measurement strong, close to resonance driving is needed for the rapid separation of the peaks. While the discrimination time is not very sensitive to the change of κ , we observe in Fig. 6 that one needs relatively strong coupling ($\Delta/\Omega \in (0.03, 0.1)$) for the discrimination time to become shorter than the decoherence time. The picture of the dephasing rate is also qualitatively different from the case without driving or with far off-resonant driving, since for $\Delta/\Omega \approx 0.4$, Ω_{\uparrow} becomes resonant with the driving frequency. In this region our numerical calculation also becomes unstable. Nevertheless, as one can see in Fig. 6, the dephasing rate is proportional to κ . Thus, by reducing the damping of the oscillator, one can extend the domain of values of Δ where the measurement can be performed. We also observed that by further reducing

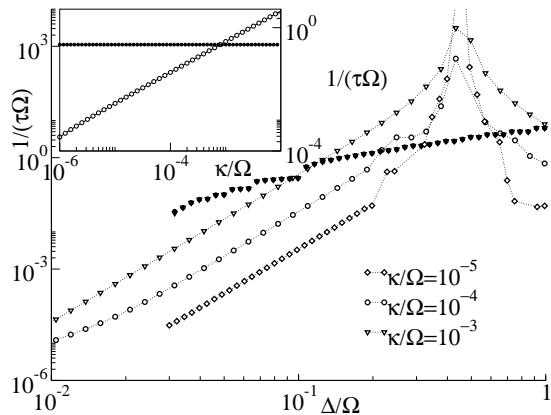


FIG. 6: Comparison of dephasing / discrimination rates. Open symbols: $1/(\tau_{\phi}\Omega)$ and filled symbols: $1/(\tau_{\text{discr}}\Omega)$. Here $\nu = 1.1\Omega$, $\bar{F}_0 = 200$ and $\hbar\Omega/(k_B T) = 2$. Inset: dependence on κ for $\Delta/\Omega = 0.1$.

Δ the discrimination rate suddenly drops to zero, i.e. for too small Δ the two peaks in Fig. 2 will never be well enough separated to allow a single shot measurement.

In this protocol what we call "discrimination time" is actually the time when the system becomes measurable, i.e. one can in principle extract from a single measurement the needed information about the qubit (and consequently collapse the wave function). We do not further describe this collapse here.

V. CONCLUSION

We have presented a phase space theory of the measurement and measurement backaction on a qubit coupled to a dispersive detector.

We have studied the qubit coupled to an complex environment (weakly damped harmonic oscillator) with a quadratic coupling, which does not have to be weak. We solved the problem by considering the prominent degree of freedom of the environment, i.e. the main oscillator as part of the quantum mechanical system and explicitly solving its dynamics. Only at the end of the calculation we traced over this last degree of freedom of the environment in order to obtain the qubit dynamics.

We presented three measurement protocols and compared the measurement and decoherence times. The protocol of section IV A 1 requires long measurement time, such that the measurement can only be performed in strong coupling regime, with far off-resonant driving. The protocol of section IV A 2 has the advantage of short discrimination times compared with the dephasing time, requires strong qubit-oscillator coupling and also close to resonance driving. Both this protocols can be performed as single shot measurement, and thus may be useful as a readout method for the scalable architecture with long range coupling using superconducting flux qubits [69]. The quasi-instantaneous measurement protocol of section IV A 3 has the advantage of the shortest possible discrimination time and no restriction for the qubit-oscillator coupling, with the drawback that one needs to repeat the measurement a large number of times to obtain the momentum expectation value.

We expect our results, with minor adaptations, to be applicable to various cavity systems, e.g. quantum dot or atom-based quantum optical schemes [70, 71]. The dispersive coupling of Hamiltonian (13) could have implications for the generation of squeezed states, quantum memory in the frame of quantum information processing, measurement and post-selection of the number states of the cavity.

VI. ACKNOWLEDGMENT

We are grateful to F. Marquardt and J. v. Delft for very helpful discussions. This work is supported by NSERC through a Discovery Grant and the DFG through SFB 631 and by EU through EuroSQIP and RESQ projects. I.S. acknowledges support through the Elitenetzwerk Bayern.

VII. APPENDIX

A. Parameter conversion

Here we present the parameter conversion from the actual circuit to our model Hamiltonian. From the

Description	Symbol	Circuit
Frequency	Ω	$\sqrt{\frac{f_1}{L_{JS}C_S}}$
Mass	m	$\frac{\hbar^2 C_S}{2e^2}$
Qubit coupling	Δ	$\sqrt{\frac{\delta f_1}{L_{JS}C_S}}$
Driving field	$F(t)$	$I_B(t) \frac{\hbar}{e}$
Qubit driving	$\epsilon(t)$	$\epsilon_0 + v I_B^2(t)$
Momentum	P_+	$\frac{\hbar^2 C_S}{2e^2} \dot{\Gamma}_+ = \frac{C_S \hbar v}{e}$
Position	x	Γ_+
Damping constant	κ	$1/(2RC_S)$

TABLE I: Parameter conversion

relation $f(\hat{\gamma}) = f(\gamma_0 \hat{\sigma}_z) = (f(\gamma_0) + f(-\gamma_0))/2 + \hat{\sigma}_z (f(\gamma_0) - f(-\gamma_0))/2$ we have:

$$\begin{aligned}
f_1 &= \frac{1}{2} \left(\cos\left(\frac{a+b\gamma_0}{2}\right) + \cos\left(\frac{a-b\gamma_0}{2}\right) \right) \\
\delta f_1 &= \frac{1}{2} \left(\cos\left(\frac{a+b\gamma_0}{2}\right) - \cos\left(\frac{a-b\gamma_0}{2}\right) \right) \\
a &= \Xi_1 \frac{M_S^2}{2L_q} = \frac{2\pi}{\Phi_0} \left(-M_{S_q} \Phi_q^{(x)} + L_q \Phi_S^{(x)} \right) \frac{1}{2L_q} \\
b &= \frac{M_{S_q}}{2L_q} \\
v &= \frac{1}{4L_{JS}I_{cS}^2} \delta f_2 \\
\delta f_2 &= \frac{1}{2} \left(\left(\cos\left(\frac{a+b\gamma_0}{2}\right) \right)^{-1} - \left(\cos\left(\frac{a-b\gamma_0}{2}\right) \right)^{-1} \right)
\end{aligned}$$

B. Parameters for the generalized Fokker-Planck equation

$$\begin{aligned}
k_{1,2} &= -\frac{\kappa}{2} \pm \kappa \frac{(1+2n_\uparrow)\Omega_\uparrow - (1+2n_\downarrow)\Omega_\downarrow}{4\Omega} \\
p &= -\frac{\kappa}{8\Omega} (\Omega_\uparrow(1+2n_\uparrow) + \Omega_\downarrow(1+2n_\downarrow)) - \frac{i\Delta^2}{8\Omega} \\
B &= -\frac{2iF_0\Delta^2}{\sqrt{2m\Omega\hbar}(\Omega^2 - \nu^2)}
\end{aligned}$$

$$\begin{aligned}
\mathcal{F}(t) &= \frac{iF_0^2\Delta^2}{2m\hbar(\nu^2 - \Omega^2)^2} (\cos(2\nu t) - 1) - 2\frac{i}{\hbar}\epsilon(t) \\
f_{\uparrow\downarrow}(t) &= \frac{\kappa F_0}{\sqrt{2m\hbar\Omega}} \left(\sin(\nu t) \left(\frac{\Delta^2}{2(\nu^2 - \Omega^2)} \sum_{\sigma \in \{\uparrow, \downarrow\}} \frac{\Omega_\sigma(1+2n_\sigma)}{\nu^2 - \Omega_\sigma^2} \right. \right. \\
&\quad \left. \left. - \frac{\nu\Delta^2(1+2n_\nu)}{(\nu^2 - \Omega_\uparrow^2)(\nu^2 - \Omega_\downarrow^2)} \right) + \frac{i\nu}{\Omega^2 - \nu^2} \cos(\nu t) \right)
\end{aligned}$$

- [1] A. Peres, *Quantum Theory: Concept and Methods* (Kluwer, Dordrecht, 1993).
- [2] W. Zurek, Phys. Rev. D **24**, 1516 (1981).
- [3] W. Zurek, Prog. Theor. Phys. **89**, 281 (1993).
- [4] P. Anderson, Studies in history and philosophy of modern physics **32**, 487 (2001).
- [5] P. Anderson, Studies in history and philosophy of modern physics **32**, 499 (2001).
- [6] S. Adler, Studies in history and philosophy of modern physics **34**, 135 (2003).
- [7] Y. Makhlin, G. Schön, and A. Shnirman, Rev. Mod. Phys. **73**, 357 (2001).
- [8] M. Devoret, A. Wallraff, and J. Martinis, cond-mat/0411174 (unpublished).
- [9] M. Geller, E. Pritchett, A. Sornborger, and F. Wilhelm, *Quantum computing with superconductors I: Architectures*, edited by M. E. Flatte and I. Tifrea, Manipulating Quantum Coherence in Solid State Systems (NATO Science Series II: Mathematics, Physics and Chemistry), Springer, Dordrecht, 2007.
- [10] F. Wilhelm and K. Semba, in *Physical Realizations of Quantum Computing: Are the DiVincenzo Criteria Fulfilled in 2004?*, edited by M. Nakahara, S. Kanemitsu, and M. Salomaa (WorldScientific, Singapore, 2006).
- [11] C. Cohen-Tannoudji, B. Diu, and F. Laloë, *Quantum Mechanics* (Wiley Interscience, Weinheim, 1992).
- [12] J. von Neumann, *Mathematical Foundations of Quantum Mechanics* (Princeton University Press, ADDRESS, 1955).
- [13] M. Nielsen and I. Chuang, *Quantum Computation and Quantum Information* (Cambridge University Press, Cambridge, UK, 2000).
- [14] V. Braginsky, F. Y. Khalili, and K. Thorne, *Quantum Measurement* (Cambridge University Press, Cambridge, 1995).
- [15] J. Clarke, T. Robertson, B. Plourde, A. Garcia-Martinez, P. Reichardt, D. van Harlingen, B. Chesca, R. Kleiner, Y. Makhlin, G. Schoen, A. Shnirman, and F. Wilhelm, Phys. Scr. **T102**, 173 (2002).
- [16] C. van der Wal, A. ter Haar, F. Wilhelm, R. Schouten, C. Harmans, T. Orlando, S. Lloyd, and J. Mooij, Science **290**, 773 (2000).
- [17] C. van der Wal, F. Wilhelm, C. Harmans, and J. Mooij, Eur. Phys. J. B **31**, 111 (2003).
- [18] D. Vion, A. Aassime, A. Cottet, P. Joyez, H. Pothier, C. Urbina, D. Esteve, and M. Devoret, Science **296**, 286 (2002).
- [19] J. Martinis, S. Nam, J. Aumentado, and C. Urbina, Phys. Rev. Lett **89**, 117901 (2002).
- [20] I. Chiorescu and Y. Nakamura and C. J. P. M. Harmans, C. J. P. M. and J. E. Mooij, Science **299**, 1869, (2003).
- [21] M. Steffen and M. Ansmann and R. McDermott and N.

- Katz and R. C. Bialczak and E. Lucero and M. Neeley and E. M. Weig and A. N. Cleland and J. M. Martinis, Phys. Rev. Lett., **97**, 050502.
- [22] J. M. Martinis, M. H. Devoret, and J. Clarke, Physical Review B (Condensed Matter) **35**, 4682 (1987).
- [23] F. K. Wilhelm, Phys. Rev. B **68**, 060503 (2003).
- [24] P. Joyez, D. Vion, M. Goetz, M. Devoret, and D. Esteve, Journal of superconductivity **12**, 757 (1999).
- [25] T. L. Robertson, B. L. T. Plourde, T. Hime, S. Linzen, P. A. Reichardt, F. K. Wilhelm, and J. Clarke, Phys. Rev. B **72**, 024513 (2005).
- [26] A. Lupascu, C. Verwijs, R. N. Schouten, C. Harmans, and J. E. Mooij, Phys. Rev. Lett. **93**, 177006 (2004).
- [27] J. Lee, W. Oliver, T. Orlando, and K. Berggren, IEEE Trans. Appl. Superc. **15**, 841 (2005).
- [28] A. Blais, R.-S. Huang, A. Wallraff, S. Girvin, and R. Schoelkopf, Phys. Rev. A **69**, 062320 (2004).
- [29] D. Schuster, A. Wallraff, A. Blais, L. Frunzio, R. Huang, J. Majer, S. Girvin, and R. Schoelkopf, Phys. Rev. Lett. **94**, 123602 (2005).
- [30] A. Wallraff, D. Schuster, A. Blais, L. Frunzio, J. Majer, S. Girvin, and R. J. Schoelkopf, cond-mat/0502645 (unpublished).
- [31] I. Siddiqi, R. Vijay, F. Pierre, C. Wilson, L. Frunzio, M. Metcalfe, C. Rigetti, R. Schoelkopf, M. Devoret, D. Vion, and D. Esteve, Phys. Rev. Lett. **94**, 027005 (2005).
- [32] F. Wilhelm, U. Hartmann, M. Storz, and M. Geller, *Superconducting qubits II: Decoherence*, edited by M. E. Flatte and I. Tifrea, Manipulating Quantum Coherence in Solid State Systems (NATO Science Series II: Mathematics, Physics and Chemistry), Springer, Dordrecht, 2007.
- [33] U. Weiss, *Quantum Dissipative Systems*, No. 10 in *Series in modern condensed matter physics*, 2 ed. (World Scientific, Singapore, 1999).
- [34] M. Keil and H. Schoeller, Phys. Rev. B **63**, 180302(R) (2001).
- [35] G. Lindblad, Commun. Math. Phys. **48**, 119 (1976).
- [36] D. Walls and G. Milburn, *Quantum Optics* (Springer, Berlin, 1994).
- [37] E. Paladino, L. Faoro, G. Falci, and R. Fazio, Phys. Rev. Lett. **88**, 228304 (2002).
- [38] M. Thorwart, E. Paladino, and M. Grifoni, Chem. Phys. **296**, 333 (2004).
- [39] M. I. Dykman, and M. A. Krivoglaz, Fiz. Tverd. Tela (Leningrad) **29**, 368 (1987).
- [40] M. Tinkham, *Introduction to Superconductivity* (McGraw-Hill, New York, 1996).
- [41] P. Bertet, I. Chiorescu, G. Burkard, K. Semba, C. J. P. M. Harmans, D. P. DiVincenzo, and J. E. Mooij, Phys. Rev. Lett. **95**, 257002 (2005).
- [42] J. Mooij, T. Orlando, L. Levitov, L. Tian, C. van der Wal, and S. Lloyd, Science **285**, 1036 (1999).
- [43] A. Korotkov Phys. Rev. B, **60**, 5737 (1999).
- [44] R. Ruskov and A.N. Korotkov, Phys. Rev. B **66**, 041401(R) (2002).
- [45] A. Caldeira and A. Leggett, Phys. Rev. Lett. **46**, 211 (1981).
- [46] A. Leggett, Phys. Rev. B **30**, 1208 (1984).
- [47] A. Leggett, S. Chakravarty, A. Dorsey, M. Fisher, A. Garg, and W. Zwerger, Rev. Mod. Phys. **59**, 1 (1987).
- [48] G. Ingold, in *Quantum transport and dissipation* (Wiley-VCH, Weinheim, 1998), Chap. 4.
- [49] A. Garg, J. Onuchic, and V. Ambegaokar, J. Chem. Phys. **83**, 4491 (1985).
- [50] V. Ambegokar, quant-ph/0506087 (unpublished).
- [51] K. Blum, *Density Matrix Theory and Applications* (Plenum, New York, 1996).
- [52] R. Alicki, D. Lidar, and P. Zanardi, Phys. Rev. A **73**, 052311 (2006).
- [53] P. Hänggi, in *Quantum Transport and Dissipation*, edited by T. Dittrich, P. Hänggi, G.-L. Ingold, B. Kramer, G. Schön, and W. Zwerger (Wiley-VCH, Weinheim, 1998), Chap. 6.
- [54] M. Grifoni and P. Hänggi, Phys. Lett. **304**, 229 (1998).
- [55] R. Glauber, Phys. Rev. **131**, 2766 (1963).
- [56] K. Cahill and R. Glauber, Phys. Rev. **177**, 1882 (1969).
- [57] W. Schleich, *Quantum Optics in Phase Space* (Wiley-VCH, Weinheim, 2001).
- [58] Norm definition $\| \hat{O} \| = (\text{Tr}(\hat{O}^\dagger \hat{O}))^{1/2}$.
- [59] H. Risken, *The Fokker-Planck Equation: Methods of Solutions and Applications*, Springer series in synergetics, 2nd ed. (Springer, Heidelberg, 1996).
- [60] A. A. Clerk, S. Girvin, and A. Stone, Phys. Rev. B **67**, 165324 (2003).
- [61] F. K. Wilhelm, cond-mat/0507526 (2005)
- [62] Q. Zhang, A. G. Kofman, J. M. Martinis and A. Korotkov, Phys. Rev. B **74**, 214518 (2006)
- [63] P. Lougovski, H. Walther, and E. Solano, Eur. Phys. J. D **38**, 423 (2006).
- [64] T. Bastin, J. von Zanthier, and E. Solano, J. Phys. B. **39**, 685 (2006).
- [65] M. França Santos, G. Giedke, and E. Solano, Phys. Rev. Lett. **98**, 020401 (2007).
- [66] R. Koch, G. Keefe, F. Williken, J. Rozen, C. Tsuei, J. Kirtley, and D. DiVincenzo, Phys. Rev. Lett. **96**, 127001 (2006).
- [67] I. Serban, E. Solano, and F. Wilhelm, cond-mat/0606734 (unpublished).
- [68] E. Purcell, Phys. Rev. **69**, 681 (1946).
- [69] A. G. Fowler, W. F. Thompson, Z. Yan, A. M. Stephens and F.K. Wilhelm, cond-mat/0702620 (unpublished)
- [70] J.-M. Raimond, M. Brune, and S. Haroche, Rev. Mod. Phys. **73**, 565 (2001).
- [71] A. Balodato, K. Hennessy, M. Atature, J. Dreiser, E. Hu, P. Petroff, and A. Imamoglu, Science **308**, 1158 (2005).