

Control of many electron states in semiconductor quantum dots by non-Abelian vector potentials

S.-R. Eric Yang*

Physics Department, Korea University, Seoul Korea

Adiabatic time evolution of degenerate eigenstates of a quantum system provides a means for controlling electronic states since mixing between degenerate levels generates a matrix Berry phase. In the presence of spin-orbit coupling in n-type semiconductor quantum dots the electron Hamiltonian is invariant under time reversal operation and the many body groundstate may be doubly degenerate. This double degeneracy can generate non-Abelian vector potentials when odd number of electrons are present. We find that the antisymmetry of many electron wavefunction has no effect on the matrix Berry phase. We have derived equations that allow one to investigate the effect of electron correlations by expressing the non-Abelian vector potentials for many electron system in terms of single electron non-Abelian vector potentials.

PACS numbers: 71.55.Eq, 71.70.Ej, 03.67.Lx, 03.67.Pp

I. INTRODUCTION

Single electron control in semiconductor quantum dots would be valuable for spintronics, quantum information, and spin qubits[1, 2]. Adiabatic time evolution of degenerate eigenstates of a quantum system provides a means for controlling individual electrons since mixing between degenerate levels generates a matrix Berry phase[3, 4]. It has been shown that universal quantum computation is possible by means of non-Abelian unitary operations[5, 6]. Recently several proposals on how to generate matrix Berry phases have been made in semiconductor systems[7, 8, 9, 10, 11]. In one of these proposals it has been suggested that a *single electron* in a n-type semiconductor quantum dot with spin-orbit terms can have matrix Berry phases[11]. All the discrete energy levels of quantum dots possess a double degeneracy because the Rashba and/or Dresselhaus spin orbit coupling terms have time reversal symmetry[12]. In Ref.[11] it was suggested that the adiabatic transformation can be performed *electrically* by changing the confinement potentials of the quantum dot. It was shown that matrix Berry phases can be produced only when the parity symmetry of two-dimensional harmonic potentials is broken. A degenerate pair of states also exists in quantum rings[13]. The relevant symmetry of this system is the combined operation of time reversal and large gauge transformations. However, it is often not easy to populate a quantum dot or ring with just one electron and usually there are several electrons in it[14, 15]. It is not certain that many body groundstates are doubly degenerate in the presence of time reversal symmetry. Moreover, it is unclear how the effects of exchange and correlation many body physics change the non-Abelian vector potentials. These issues are investigated in the present paper.

Before we give a summary of the main points of the

present paper let us give a brief introduction of the basic ideas behind matrix Berry phases. Consider a degenerate pair of states $|\Psi_1\rangle$ and $|\Psi_2\rangle$, which may be *single particle or many body states*. If the system is in a superposition state $|\Psi(0)\rangle = c_1(0)|\Psi_1(0)\rangle + c_2(0)|\Psi_2(0)\rangle$ at time $t=0$ an adiabatic evolution of the parameters λ_p can transform this state into another state $|\Psi(t)\rangle = c_1(t)|\Psi_1(t)\rangle + c_2(t)|\Psi_2(t)\rangle$ after some time t . Here the orthonormal basis states $|\Psi_i(t)\rangle$ are the instantaneous eigenstates of the Hamiltonian. For a cyclic change with the period T , represented by a closed contour C in the parameter space, the states $|\Psi_1(T)\rangle$ and $|\Psi_2(T)\rangle$ return to the initial states $|\Psi_1(0)\rangle$ and $|\Psi_2(0)\rangle$, but the coefficients $c_1(T)$ and $c_2(T)$ may not return the initial values. In such a case a 2×2 matrix Berry phase (non-Abelian Berry phase) Φ_C is generated

$$\begin{pmatrix} c_1(T) \\ c_2(T) \end{pmatrix} = \Phi_C \begin{pmatrix} c_1(0) \\ c_2(0) \end{pmatrix}. \quad (1)$$

The expansion coefficients $c_1(t)$ and $c_2(t)$ satisfy the time-dependent Schrödinger equation

$$i\hbar\dot{c}_i = - \sum_j A_{ij}c_j \quad i = 1, 2. \quad (2)$$

The matrix elements A_{ij} are given by $A_{ij} = \hbar \sum_p (A_p)_{i,j} \frac{d\lambda_p}{dt}$, where the sum over p in A_{ij} is meant to be the sum over λ_p . The non-Abelian vector potentials A_p are 2×2 matrices

$$(A_p)_{i,j} = i \langle \Psi_i | \frac{\partial \Psi_j}{\partial \lambda_p} \rangle. \quad (3)$$

Note that the wavefunctions Ψ_i and Ψ_j are *degenerate*. The role of the non-Abelian vector potentials is to keep the energy degeneracy intact while the system parameters change.

Our investigation shows that when even number of electrons are present the many body groundstate may not be doubly degenerate. However, when odd number

*eyang@venus.korea.ac.kr

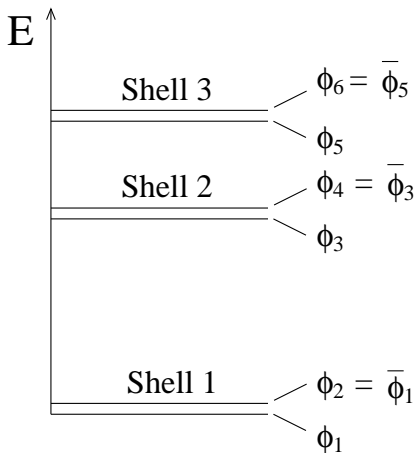


FIG. 1: Single electron eigenstates form degenerate energy shells. In each shell electron wavefunctions form a time reversed pair.

of electrons are present the groundstate may be doubly degenerate. In the simplest possible approximation the antisymmetry of many body wavefunctions can be ignored. Then the degenerate groundstates for three electrons are given by $|\Psi_1\rangle = \phi_1(r_1)\phi_2(r_2)\phi_3(r_3)$ and $|\bar{\Psi}_1\rangle = \phi_1(r_1)\phi_2(r_2)\phi_4(r_3)$, where ϕ_i are single electron wavefunctions, see Fig.1. In this case one can show that the solutions of the time dependent Schroedinger equation, Eq.(2), have the form

$$\begin{pmatrix} c_1(t) \\ c_2(t) \end{pmatrix} = e^{\frac{i}{\hbar}f(t)} \begin{pmatrix} B_1(t) \\ B_2(t) \end{pmatrix}. \quad (4)$$

The function $f(t)$ depends on the single electron non-Abelian vector potentials of the *first* shell, and the functions $B_1(t)$ and $B_2(t)$ depend on the single electron non-Abelian vector potentials of the *second* shell, see Fig.1 (The function $f(t)$ is periodic with the period T). The probability to find an electron in the state $|\phi_3\rangle(|\phi_4\rangle)$ is $|c_1(T)|^2 = |B_1(T)|^2(|c_2(T)|^2 = |B_2(T)|^2)$. So these probabilities are *independent* of the phase factor $e^{\frac{i}{\hbar}f(t)}$, i.e., of the non-Abelian vector potentials of the first shell.

In the next simplest possible approximation the antisymmetry of many body wavefunctions can be included. In this case the doubly degenerate many body groundstates may be taken to be two Slater determinant wavefunctions, Ψ_1 and $\bar{\Psi}_1$, that are time reversed states of each other, see Fig.2. It will be shown below that the antisymmetry of these Slater determinant wavefunctions does *not* change the results obtained above for the matrix Berry phase. In addition to the antisymmetry one can include correlation effects. This can be done by including four basis vectors $\Psi_1, \bar{\Psi}_1, \Psi_2$ and $\bar{\Psi}_2$, see Fig.2. In this case the groundstates are given by linear combinations of these four states and are thus correlated. It can be shown that the non-Abelian gauge potentials for a correlated electron system are related to non-Abelian gauge potentials for single electrons, provided that the

definition of single electron non-Abelian gauge potentials is extended to

$$(a_q)_{k,p} = i\langle\phi_k|\frac{\partial\phi_p}{\partial\lambda_q}\rangle \quad (5)$$

when ϕ_k and ϕ_p belong to *different* single electron energy shells. We will call these *inter shell non-Abelian gauge potentials*.

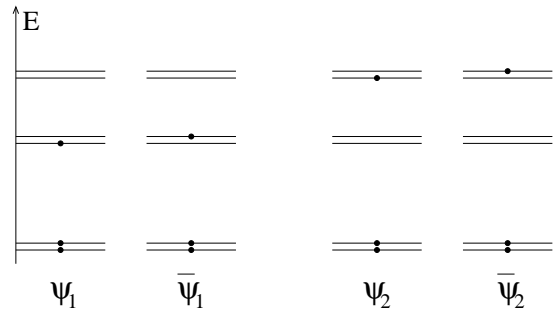


FIG. 2: Four many body basis states in the three electron Hilbert space. The basis pair $(\Psi_1, \bar{\Psi}_1)$ or $(\Psi_1, \bar{\Psi}_1)$ is a time reversed pair and has the same total single electron energy. So do Ψ_2 and $\bar{\Psi}_2$. Black dots represent electrons.

In Sec. II we describe the Hamiltonian of the system in detail, and in Sec. III we discuss why matrix Berry phases can be produced only when the parity symmetry of two-dimensional harmonic potentials is broken. A computational scheme to include systematically many electron physics is explained in Sec.IV. The absence of a matrix Berry phase for the two-electron case is shown in Sec. V. In Sec.VI we show that a matrix Berry phase is present in the three-electron case. Correlation effects are discussed in VII and conclusions are given in Sec. VIII.

II. MODEL HAMILTONIAN

An electric field E is along the z -axis and electrons are confined in a triangular potential $V(z)$. When the the width of the quantum well along the z -axis is sufficiently *small* we may include only the lowest subband state along the z -axis. We denote this wavefunction by $f(z)$. From the expectation value $\langle f(z)|k_z^2|f(z)\rangle = 0.8(2m^*eE/\hbar^2)^{2/3}$ we estimate the characteristic length scale along the z -axis: $R_z = 1/\sqrt{0.8(2m^*eE/\hbar^2)^{2/3}}$. The Hamiltonian in the absence of the spin orbit coupling is

$$H_K = -\frac{\hbar^2\nabla^2}{2m^*} + U(x, y) + V(z). \quad (6)$$

We take the two-dimensional potential to be $U(x, y) = \frac{1}{2}m^*\omega_x^2x^2 + \frac{1}{2}m^*\omega_y^2y^2 + V_p(x, y)$. The strengths of the harmonic potentials are denoted by ω_x and ω_y . They may be varied by *changing gate potentials* of the quantum dot system. The characteristic lengths scales along x - and

y-axis are $R_{x,y} = \sqrt{\frac{\hbar}{m^* \omega_{x,y}}}$. The potential $V_p(x, y)$ is chosen in such a way that the parity symmetry of electron wavefunctions is broken. We can choose it to be $V_p(x, y) = \epsilon'y$. It represents an electric field along the y-axis and its strength ϵ' may be *varied electrically*.

In a periodic crystal potential of a semiconductor the spin orbit interaction has two contributions. The Rashba spin orbit term[16] is

$$H_R = c_R (\sigma_x k_y - \sigma_y k_x). \quad (7)$$

Here $\sigma_{x,y}$ are Pauli spin matrices and $k_{x,y}$ are momentum operators ($k_x = \frac{1}{i} \frac{d}{dx}$ and similarly with k_y). The constant c_R depends on the external electric field E applied along the z-axis. The Dresselhaus spin orbit term[17] is

$$H_D = c_D ((\sigma_x k_x (k_y^2 - k_z^2)) + (\sigma_y k_y (k_z^2 - k_x^2))). \quad (8)$$

There is another term of the form $\sigma_z \langle k_z \rangle (k_x^2 - k_y^2)$ in the Dresselhaus spin orbit term but it vanishes since the expectation value $\langle k_z \rangle = \langle f(z) | k_z | f(z) \rangle = 0$ for the first subband along z-axis. The constant c_D represents breaking of inversion symmetry by the crystal in zinc blende structures. The total single electron Hamiltonian of semiconductor quantum dot is $H_S = H_K + H_R + H_D$. When several electrons are present in the dot the total Hamiltonian consists of single particle Hamiltonians and two-particle interaction terms $H = H_0 + V_{int}$, where $H_0 = \sum_i H_i$ and $V_{int} = \frac{1}{2} \sum_{i \neq j} V(\vec{r}_i - \vec{r}_j)$ with $V(\vec{r}_i - \vec{r}_j) = \frac{e^2}{\epsilon |\vec{r}_i - \vec{r}_j|}$. (H_i is the single particle Hamiltonian for the i th electron and ϵ is the background dielectric constant). The total many electron Hamiltonian is invariant under time reversal symmetry.

III. BREAKING OF PARITY SYMMETRY OF WAVEFUNCTIONS

The eigenenergies of the single electron Hamiltonian is depicted in Fig.1. Each energy is doubly degenerate. An eigenstate of the Hamiltonian H_S may be expanded as a linear combination of the eigenstates of H_K . A lowest energy state can be written as

$$|\phi_1\rangle = \sum_{mn} c_{mn\uparrow} |mn \uparrow\rangle + \sum_{mn} c_{mn\downarrow} |mn \downarrow\rangle. \quad (9)$$

In the basis states $|mn\sigma\rangle$ the quantum number $m(n)$ and σ label the harmonic oscillator levels along the x-axis (y-axis) and the component of electron spin. The subband wavefunction $f(z)$ is suppressed in the notation $|mn\sigma\rangle$. The wavefunction $|\phi_1\rangle$ can also be written as a column vector $|\phi_1\rangle = \begin{pmatrix} F_\uparrow \\ F_\downarrow \end{pmatrix}$, where $F_\uparrow = \sum_{mn} c_{mn\uparrow} |mn\rangle$ and $F_\downarrow = \sum_{mn} c_{mn\downarrow} |mn\rangle$. The expansion coefficients satisfy a matrix equation

$$\sum_{m'n'\sigma'} \langle mn\sigma | H | m'n'\sigma' \rangle c_{m'n'\sigma'} = E c_{mn\sigma}. \quad (10)$$

The single electron wavefunctions used in this section are self-consistent Hartree-Fock single electron states if H_S is replaced by the HF single electron Hamiltonian. In the absence of the Zeeman term the single particle Hamiltonian is invariant under time reversal symmetry: $\vec{k} \rightarrow -\vec{k}$ and $\vec{\sigma} \rightarrow -\vec{\sigma}$. The time reversal operator is $T = -i\sigma_y C$, where the operator C stands for complex conjugation. The time reversed state of $|\phi\rangle$ is

$$|\bar{\phi}_1\rangle = T|\phi_1\rangle = - \sum_{mn} c_{mn\downarrow}^* |mn \uparrow\rangle + \sum_{mn} c_{mn\uparrow}^* |mn \downarrow\rangle. \quad (11)$$

This can also be written as a column vector $|\phi_1\rangle = \begin{pmatrix} -F_\downarrow^* \\ F_\uparrow^* \end{pmatrix}$. Note that $T^2|\phi\rangle = -|\phi\rangle$. These two states are degenerate and orthonormal. We have suppressed the Bloch wavefunction of the conduction band in applying the time reversal operator since it is unaffected by the operator T . Our wavefunctions are all effective mass wavefunctions and only the conduction band Bloch wavefunction at $\vec{k} = 0$ is relevant.

Even in the presence of doubly degenerate states a matrix Berry phase may not always exist. It was shown numerically that only distorted two-dimensional harmonic potentials breaking the parity symmetry generate matrix Berry phases[11]. Here reasons for this effect for the single electron case is given in detail. In this argument only one electron is assumed to be present in the dot, $c_D = 0$, and $V_p(x, y) = 0$. The adiabatic parameters are $\lambda_1 = c_R$ and $\lambda_2 = \omega_x$. Let us consider H_R as a perturbation and apply a perturbation theory to $|00 \uparrow\rangle$

$$\begin{aligned} |\phi\rangle \approx & |00 \uparrow\rangle + \sum_{mn} \frac{|mn \downarrow\rangle \langle mn \downarrow | H_R | 00 \uparrow\rangle}{E_{00} - E_{mn}} \\ & + \sum_{mn} \sum_{m'n'} \frac{|mn \uparrow\rangle \langle mn \uparrow | H_R | m'n' \downarrow\rangle \langle m'n' \downarrow | H_R | 00 \uparrow\rangle}{E_{00} - E_{mn} E_{00} - E_{m'n'}} \\ & + \dots, \end{aligned} \quad (12)$$

where $E_{nm} = (m + 1/2)\hbar\omega_x + (n + 1/2)\hbar\omega_y$. The wavefunction of $|00 \uparrow\rangle$ has even parity. The matrix element $\langle mn \downarrow | H_R | 00 \uparrow\rangle$ couples $|00 \uparrow\rangle$ only to odd parity states $|mn \downarrow\rangle$. Therefore the wavefunction corresponding to the second term in Eq.(12) has odd parity with spin down. The wavefunction of the third term in Eq.(12) has even parity with spin up. This perturbation series indicates that the exact lowest energy state has the form $|\phi_1\rangle = \begin{pmatrix} F_e \\ F_o \end{pmatrix}$, where F_e and F_o even and odd functions.

The time reversed wavefunction is $|\bar{\phi}_1\rangle = \begin{pmatrix} -F_o^* \\ F_e^* \end{pmatrix}$. For this particular pair of degenerate states the off-diagonal elements of non-Abelian vector potentials are zero:

$$\begin{aligned} \langle \phi_1 | \frac{\partial}{\partial \lambda_k} | \bar{\phi}_1 \rangle &= -\langle F_e | \frac{\partial}{\partial \lambda_k} | F_o^* \rangle + \langle F_o | \frac{\partial}{\partial \lambda_k} | F_e^* \rangle \\ &= - \sum_{q,p} a_k^* \frac{\partial b_p}{\partial \lambda_k} \langle \varphi_q | \varphi_p \rangle + \sum_{q,p} b_p^* \frac{\partial a_q}{\partial \lambda_k} \langle \varphi_p | \varphi_q \rangle = 0 \end{aligned} \quad (13)$$

Here $F_e = \sum_q a_q \varphi_q$ with $q = (m, n)$ such that the two-dimensional harmonic wavefunctions φ_q are even functions. The function $F_o = \sum_p b_p \varphi_p$ with $p = (m', n')$ are such that φ_p are odd functions (Note that one can show $\langle \varphi_q | \frac{\partial}{\partial \lambda_k} | \varphi_p \rangle = 0$). Since the off-diagonal non-Abelian vector potentials are zero the matrix Berry phase is absent. In what follows a distorted two-dimensional harmonic potential is assumed. The adiabatic parameters are c_R and ϵ' .

IV. COMPUTATIONAL SCHEME TO INCLUDE MANY ELECTRON PHYSICS

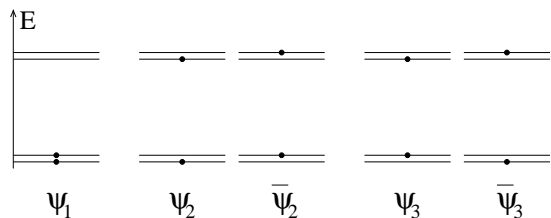


FIG. 3: Five many body basis states in the two electron Hilbert space. The basis state Ψ_1 is the time reversed state of itself.

A computational scheme that includes systematically many electron physics is explained here. We find an efficient computational scheme of computing eigenstates and eigenvalues of the many electron Hamiltonian of a semiconductor quantum dots with an arbitrary shape of the confinement potential. We follow the following steps.

Single electron Hamiltonian is first solved in the presence of spin-orbit terms. This can be done by following the steps given in Sec.III. The number of single electron basis states $|mn\sigma\rangle$ can be truncated to a reasonable number by comparing the relative magnitude of the single particle energy spacing and the strength of the Coulomb interaction.

Using *these* single electron eigenstates Slater determinant states Ψ_i and their time reserved states $\bar{\Psi}_i$ are formed. $\bar{\Psi}_i$ is obtained from Ψ_i by replacing the single electron wavefunctions with their time reversed states: $\phi_k \rightarrow \bar{\phi}_k$. It will be inefficient to use two dimensional harmonic potential wavefunction φ_{mn} to build these Slater determinant states. The following relation hold for two arbitrary states Ψ_a and Ψ_b : $\langle T\Psi_a | T\Psi_b \rangle = \langle \Psi_b | \Psi_a \rangle$. From this relation it follows that the Hamiltonian matrix elements have the following properties: $\langle \Psi_i | H | \Psi_i \rangle = \langle \bar{\Psi}_i | H | \bar{\Psi}_i \rangle$, $\langle \Psi_i | H | \bar{\Psi}_j \rangle = -\langle \bar{\Psi}_j | H | \Psi_i \rangle$, and $\langle \bar{\Psi}_i | H | \bar{\Psi}_j \rangle = \langle \Psi_i | H | \Psi_j \rangle^*$.

When there are odd number of electrons the basis vectors of many electron Hamiltonian are chosen to include time reversed pairs: $\{\Psi_1, \bar{\Psi}_1, \Psi_2, \bar{\Psi}_2, \dots\}$, see Fig. 2. The eigenstates are doubly degenerate in the odd electron case. Let us show this for the three electron

case using the following Slater determinant wavefunctions as the basis vectors in the many body Hilbert space $\{\Psi_1, \bar{\Psi}_1, \Psi_2, \bar{\Psi}_2\}$. These states are depicted in Fig.2. The wavefunctions of the lowest energy degenerate pair are $\Phi = a\Psi_1 + b\bar{\Psi}_1 + c\Psi_2 + d\bar{\Psi}_2$ and $\bar{\Phi} = T\Phi = a^*\bar{\Psi}_1 - b^*\Psi_1 + c^*\bar{\Psi}_2 - d^*\Psi_2$. Clearly $\langle \Phi | H | \Phi \rangle = \langle \bar{\Phi} | H | \bar{\Phi} \rangle$. Note Φ and $\bar{\Phi}$ are a time reversed pair, orthogonal, and satisfies $T^2\Phi = -\Phi$. The two eigenvalues of H are each doubly degenerate.

When there are even number of electrons the basis vectors of the many electron Hamiltonian are chosen as $\{\Psi_1, \Psi_2, \bar{\Psi}_2, \Psi_3, \bar{\Psi}_3, \dots\}$. In this scheme the groundstate is non degenerate. This can be shown shown, for example, in an approximation that includes five many body basis vectors in the presence of two electrons, see Fig. 3. The groundstate can then be written as a linear combination $\Phi = a\Psi_1 + b\Psi_2 + c\bar{\Psi}_2 + d\Psi_3 + e\bar{\Psi}_3$. Its time reversed state is $\bar{\Phi} = a^*\Psi_1 + b^*\bar{\Psi}_2 - c^*\Psi_2 + d^*\bar{\Psi}_3 - e^*\Psi_3$. Clearly these two states are *not* orthogonal. Since $\langle \bar{\Phi} | H | \bar{\Phi} \rangle = \langle T^2\Phi | H | T^2\Phi \rangle$ and $T^2|\Phi\rangle \neq -|\Phi\rangle$ one finds that the energy expectation values are non degenerate, $\langle \bar{\Phi} | H | \bar{\Phi} \rangle \neq \langle \Phi | H | \Phi \rangle$, i.e., time reversed states are non degenerate. The matrix Berry phase is thus absent. In the simplest possible approximation the groundstate Ψ of two electron system is given by the single Slater determinant made of the single particles states $\{\phi_1, \bar{\phi}_1\}$. In this case the initial state should return to itself after the adiabatic cycle. It is instructive to verify this explicitly by transforming each single particles states. The initial state is

$$|\Psi(0)\rangle = \phi_1(\vec{r}_1)\bar{\phi}_1(\vec{r}_2) - \phi_1(\vec{r}_2)\bar{\phi}_1(\vec{r}_1). \quad (14)$$

After a cycle the single electron wavefunctions transform into

$$\phi_1 \rightarrow a_1\phi_1 + b_1\bar{\phi}_1 \text{ and } \bar{\phi}_1 \rightarrow a_2\phi_1 + b_2\bar{\phi}_1. \quad (15)$$

The transformed two electron Slater determinant is $|\Psi(T)\rangle = (a_1b_2 - b_1a_2)(\phi_1(\vec{r}_1)\bar{\phi}_1(\vec{r}_2) - \phi_1(\vec{r}_2)\bar{\phi}_1(\vec{r}_1))$, which is $(a_1b_2 - b_1a_2)|\Psi(0)\rangle$. Since the transformed single electron states are time reversed states of each other $(a_2, b_2) = (-b_1^*, a_1^*)$. So the factor in the transformed wavefunction is $a_1b_2 - b_1a_2 = |a_1|^2 + |b_1|^2 = 1$.

V. SIMPLEST POSSIBLE APPROXIMATION WITH ANTISYMMETRY OF WAVEFUNCTIONS

Now consider odd number of electrons, for example, three electrons in a dot. In the simplest possible approximation with fermionic antisymmetry two many body basis states, Ψ_1 and $\bar{\Psi}_1$, can be included. These are Slater determinant states and are depicted in Fig.2. This approximation is well justified when the typical single electron energy spacing is larger than the characteristic Coulomb energy. Clearly Ψ_1 and $\bar{\Psi}_1$ are orthogonal

$\langle \Psi_1 | \bar{\Psi}_1 \rangle = 0$. The Hamiltonian matrix is

$$H = \begin{pmatrix} \langle \Psi_1 | H | \Psi_1 \rangle & \langle \Psi_1 | H | \bar{\Psi}_1 \rangle \\ \langle \bar{\Psi}_1 | H | \Psi_1 \rangle & \langle \bar{\Psi}_1 | H | \bar{\Psi}_1 \rangle \end{pmatrix}. \quad (16)$$

The off-diagonal matrix elements of the Hamiltonian matrix is zero since $\langle \Psi_1 | H | \bar{\Psi}_1 \rangle = -\langle \bar{\Psi}_1 | H | \Psi_1 \rangle$, which follows from $\langle T\Psi_a | T\Psi_b \rangle = \langle \Psi_b | \Psi_a \rangle$. It is instructive to show this explicitly by evaluating the matrix element

$$\begin{aligned} & \langle \Psi_1 | V_{int} | \bar{\Psi}_1 \rangle \\ &= [\langle 23 | V | 24 \rangle - \langle 23 | V | 42 \rangle] + [\langle 13 | V | 14 \rangle - \langle 13 | V | 41 \rangle]. \end{aligned} \quad (17)$$

Here the first and third terms are direct Coulomb matrix elements while the second and fourth terms are their exchange counter parts. The direct Coulomb matrix elements are zero since $\phi_3^*(\vec{r})\phi_4(\vec{r}) = \phi_3^*(\vec{r})\bar{\phi}_3(\vec{r}) = 0$. So only their exchange counter parts remain, which are given by

$$\langle 23 | V | 42 \rangle = \int dr_1 dr_2 \bar{\phi}_1^*(\vec{r}_1) \phi_3^*(\vec{r}_2) V(\vec{r}_1 - \vec{r}_2) \bar{\phi}_3(\vec{r}_1) \bar{\phi}_1(\vec{r}_2).$$

and

$$\langle 13 | V | 41 \rangle = \int dr_1 dr_2 \phi_1^*(\vec{r}_1) \phi_3^*(\vec{r}_2) V(\vec{r}_1 - \vec{r}_2) \bar{\phi}_3(\vec{r}_1) \phi_1(\vec{r}_2).$$

One can show

$$\langle \Psi_1 | V_{int} | \bar{\Psi}_1 \rangle = -\langle 23 | V | 42 \rangle - \langle 13 | V | 41 \rangle = 0. \quad (20)$$

This is because

$$\langle 23 | V | 42 \rangle = -\langle 13 | V | 41 \rangle, \quad (21)$$

which follows from $\phi_2^* = \bar{\phi}_1^*$, $\phi_4 = \bar{\phi}_3$, and

$$\begin{aligned} \bar{\phi}_1^*(\vec{r})\bar{\phi}_3(\vec{r}) &= F_{1\downarrow}(\vec{r})F_{3\downarrow}^*(\vec{r}) + F_{1\uparrow}(\vec{r})F_{3\uparrow}^*(\vec{r}), \\ \phi_3^*(\vec{r})\bar{\phi}_1(\vec{r}) &= -F_{3\uparrow}^*(\vec{r})F_{1\downarrow}(\vec{r}) + F_{3\downarrow}^*(\vec{r})F_{1\uparrow}(\vec{r}), \\ \phi_1^*(\vec{r})\bar{\phi}_3(\vec{r}) &= -F_{1\uparrow}^*(\vec{r})F_{3\downarrow}(\vec{r}) + F_{1\downarrow}^*(\vec{r})F_{3\uparrow}(\vec{r}), \\ \phi_3^*(\vec{r})\phi_1(\vec{r}) &= F_{3\uparrow}^*(\vec{r})F_{1\uparrow}(\vec{r}) + F_{3\downarrow}^*(\vec{r})F_{1\downarrow}(\vec{r}). \end{aligned} \quad (22)$$

Note that the second and third terms are equal except for the minus sign. The off-diagonal elements are thus zero, and

$$H = \begin{pmatrix} \langle \Psi_1 | H | \Psi_1 \rangle & 0 \\ 0 & \langle \bar{\Psi}_1 | H | \bar{\Psi}_1 \rangle \end{pmatrix}. \quad (23)$$

This implies that Ψ_1 and $\bar{\Psi}_1$ are eigenstates and are degenerate in energy.

During the adiabatic change the wavefunction of three electrons evolves as $|\Psi'(t)\rangle = c_1(t)|\Psi_1(t)\rangle + c_2(t)|\bar{\Psi}_1(t)\rangle$.

The coefficients $c_1(t)$ and $c_2(t)$ satisfy the Schroedinger equation Eq.(2) governed by the non-Abelian vector potentials

$$\begin{aligned} (A_k)_{1,1} &= i\langle \Psi_1 | \frac{\partial}{\partial \lambda_k} | \Psi_1 \rangle, \\ (A_k)_{1,2} &= i\langle \Psi_1 | \frac{\partial}{\partial \lambda_k} | \bar{\Psi}_1 \rangle, \\ (A_k)_{2,1} &= i\langle \bar{\Psi}_1 | \frac{\partial}{\partial \lambda_k} | \Psi_1 \rangle, \\ (A_k)_{2,2} &= i\langle \bar{\Psi}_1 | \frac{\partial}{\partial \lambda_k} | \bar{\Psi}_1 \rangle. \end{aligned} \quad (24)$$

It can be shown using Eqs.(A3) and (A4) that these can be written in terms of the non Abelian vector potentials for single particle states

$$\begin{aligned} (A_k)_{1,1} &= (a_k)_{1,1} + (a_k)_{2,2} + (a_k)_{3,3}, \\ (A_k)_{1,2} &= (a_k)_{3,4}, \\ (A_k)_{2,1} &= (a_k)_{4,3}, \\ (A_k)_{2,2} &= (a_k)_{1,1} + (a_k)_{2,2} + (a_k)_{4,4}, \end{aligned} \quad (25)$$

where the non-Abelian vector potentials involving the lowest energy single electron states are

$$\begin{aligned} (a_k)_{1,1} &= i\langle \phi_1 | \frac{\partial}{\partial \lambda_k} | \phi_1 \rangle, \\ (a_k)_{2,2} &= i\langle \bar{\phi}_1 | \frac{\partial}{\partial \lambda_k} | \bar{\phi}_1 \rangle, \end{aligned} \quad (26)$$

and involving the second lowest single electron states are

$$\begin{aligned} (a_k)_{3,3} &= i\langle \phi_2 | \frac{\partial}{\partial \lambda_k} | \phi_2 \rangle, \\ (a_k)_{4,4} &= i\langle \bar{\phi}_2 | \frac{\partial}{\partial \lambda_k} | \bar{\phi}_2 \rangle, \\ (a_k)_{3,4} &= i\langle \phi_2 | \frac{\partial}{\partial \lambda_k} | \bar{\phi}_2 \rangle, \\ (a_k)_{4,3} &= i\langle \bar{\phi}_2 | \frac{\partial}{\partial \lambda_k} | \phi_2 \rangle. \end{aligned} \quad (27)$$

The solution of the time dependent Schroedinger equation has the form $\begin{pmatrix} c_1(t) \\ c_2(t) \end{pmatrix} = A(t) \begin{pmatrix} B_1(t) \\ B_2(t) \end{pmatrix}$. The function $A(t)$ depends on the electrons in the *first* shell. It satisfies $f(t)A(t) = -i\hbar \frac{dA}{dt}$, where $f(t) = \sum_k ((a_k)_{1,1} + (a_k)_{2,2}) \frac{d\lambda_k}{dt}$. The solution of this differential equation is a phase factor

$$A(t) = e^{\frac{i}{\hbar} f(t)}. \quad (28)$$

Note that $(a_k)_{1,1} + (a_k)_{2,2}$ appears in the diagonal elements of the non Abelian vector potentials $(A_k)_{1,1}$ and $(A_k)_{2,2}$. The functions $B_1(t)$ and $B_2(t)$ are the solutions of the time dependent Schroedinger equation

$$i\hbar \dot{B}_i = - \sum_j \bar{A}_{ij} B_j \quad i = 1, 2. \quad (29)$$

with the following non-Abelian gauge potentials.

$$\begin{aligned}
(\overline{A}_k)_{1,1} &= (a_k)_{3,3}, \\
(\overline{A}_k)_{1,2} &= (a_k)_{3,4}, \\
(\overline{A}_k)_{2,1} &= (a_k)_{4,3}, \\
(\overline{A}_k)_{2,2} &= (a_k)_{4,4}.
\end{aligned} \tag{30}$$

This is precisely the non Abelian vector potentials for the *second* energy shell. The probability to find an electron in the state $|\phi_3\rangle(|\phi_4\rangle)$ is $|c_1(T)|^2 = |B_1(T)|^2(|c_2(T)|^2 = |B_2(T)|^2)$. So these probabilities are *independent* of the non-Abelian vector potentials of the first energy shell. In addition it should be noted that the antisymmetry of the many electron wavefunction does *not* change the value of the matrix Berry phase obtained from the wavefunctions without the antisymmetry, see Eq.(4). This is the main conclusion of this section.

VI. CORRELATION EFFECTS

Correlation effects can be taken into account by writing many body eigenstates as a linear combination of single Slater determinant wavefunctions $\{\Phi_1, \Phi_2, \Phi_3, \Phi_4, \dots\} = \{\Psi_1, \overline{\Psi}_1, \Psi_2, \overline{\Psi}_2, \dots\}$. These wavefunctions arranged in the increasing order of the total kinetic energy $E_1 < E_2 < \dots$. Note that $\langle \Phi_i | \Phi_j \rangle = \delta_{i,j}$ for all i and j. If the groundstate is doubly degenerate one of the degenerate groundstates can be written as

$$|\Phi\rangle = \sum_{i=1}^M c_i |\Phi_i\rangle, \tag{31}$$

with

$$\sum_{j=1}^M \langle \Phi_i | H | \Phi_j \rangle c_j = E c_i. \tag{32}$$

Then its time reversed state has the form

$$|\overline{\Phi}\rangle = T\Phi = \sum_{i=1}^M c_i^* |\overline{\Phi}_i\rangle \tag{33}$$

since T is an antiunitary operator. Note that $\overline{\Phi}_i$ are ordered as follows $\{\overline{\Phi}_1, \overline{\Phi}_2, \overline{\Phi}_3, \overline{\Phi}_4, \dots\} = \{\overline{\Psi}_1, \Psi_1, \overline{\Psi}_2, \Psi_2, \dots\}$. The states $|\Phi\rangle$ and $|\overline{\Phi}\rangle$ are eigenstates of the truncated Hamiltonian with the dimension M . (Note that as $M \rightarrow \infty$ the energy E will approach the exact eigenvalue.). Some of the Slater determinant states $|\Psi_i\rangle$ are depicted in Fig.2. Clearly $|\Phi\rangle$ and $|\overline{\Phi}\rangle$ are orthogonal. The matrix element between them is zero: $\langle \Phi | H | \overline{\Phi} \rangle = E \langle \Phi | \overline{\Phi} \rangle = 0$. These two states are degenerate since $\langle \Phi | H | \Phi \rangle = \langle \overline{\Phi} | H | \overline{\Phi} \rangle$.

The non-Abelian vector potentials are

$$\begin{aligned}
(A_k)_{1,1} &= i \langle \Phi | \frac{\partial}{\partial \lambda_k} | \Phi \rangle, \\
(A_k)_{1,2} &= i \langle \Phi | \frac{\partial}{\partial \lambda_k} | \overline{\Phi} \rangle, \\
(A_k)_{2,1} &= i \langle \overline{\Phi} | \frac{\partial}{\partial \lambda_k} | \Phi \rangle, \\
(A_k)_{2,2} &= i \langle \overline{\Phi} | \frac{\partial}{\partial \lambda_k} | \overline{\Phi} \rangle.
\end{aligned} \tag{34}$$

In terms of many body basis states they can be written as

$$\begin{aligned}
(A_k)_{1,1} &= i \sum_i c_i^* \frac{\partial c_i}{\partial \lambda_k} + i \sum_{i,j} c_i^* c_j \langle \Phi_i | \frac{\partial}{\partial \lambda_k} | \Phi_j \rangle, \\
(A_k)_{2,2} &= i \sum_i c_i \frac{\partial c_i^*}{\partial \lambda_k} + i \sum_{i,j} c_i c_j^* \langle \overline{\Phi}_i | \frac{\partial}{\partial \lambda_k} | \overline{\Phi}_j \rangle, \\
(A_k)_{1,2} &= i \sum_{i,j} c_i^* c_j^* \langle \Phi_i | \frac{\partial}{\partial \lambda_k} | \overline{\Phi}_j \rangle, \\
(A_k)_{2,1} &= i \sum_{i,j} c_i c_j \langle \overline{\Phi}_i | \frac{\partial}{\partial \lambda_k} | \Phi_j \rangle.
\end{aligned} \tag{35}$$

In the three electron case with the basis vectors given in Fig.2 the diagonal matrix elements $i \langle \Phi_i | \frac{\partial}{\partial \lambda_k} | \Phi_i \rangle$ and $i \langle \overline{\Phi}_i | \frac{\partial}{\partial \lambda_k} | \overline{\Phi}_i \rangle$ are given by

$$\begin{aligned}
i \langle \Psi_1 | \frac{\partial}{\partial \lambda_k} | \Psi_1 \rangle &= (a_k)_{1,1} + (a_k)_{2,2} + (a_k)_{3,3}, \\
i \langle \overline{\Psi}_1 | \frac{\partial}{\partial \lambda_k} | \overline{\Psi}_1 \rangle &= (a_k)_{1,1} + (a_k)_{2,2} + (a_k)_{4,4}, \\
i \langle \Psi_2 | \frac{\partial}{\partial \lambda_k} | \Psi_2 \rangle &= (a_k)_{1,1} + (a_k)_{2,2} + (a_k)_{5,5}, \\
i \langle \overline{\Psi}_2 | \frac{\partial}{\partial \lambda_k} | \overline{\Psi}_2 \rangle &= (a_k)_{1,1} + (a_k)_{2,2} + (a_k)_{6,6}.
\end{aligned} \tag{36}$$

Similarly one can find off-diagonal matrix elements

$$\begin{aligned}
i \langle \Psi_1 | \frac{\partial}{\partial \lambda_k} | \overline{\Psi}_1 \rangle &= (a_k)_{3,4}, \\
i \langle \Psi_2 | \frac{\partial}{\partial \lambda_k} | \overline{\Psi}_2 \rangle &= (a_k)_{5,6}, \\
i \langle \Psi_1 | \frac{\partial}{\partial \lambda_k} | \Psi_2 \rangle &= (a_k)_{3,5}, \\
i \langle \Psi_1 | \frac{\partial}{\partial \lambda_k} | \overline{\Psi}_2 \rangle &= (a_k)_{3,6}, \\
i \langle \overline{\Psi}_1 | \frac{\partial}{\partial \lambda_k} | \Psi_2 \rangle &= (a_k)_{4,5}, \\
i \langle \overline{\Psi}_1 | \frac{\partial}{\partial \lambda_k} | \overline{\Psi}_2 \rangle &= (a_k)_{4,6}.
\end{aligned} \tag{37}$$

These results follow from Eq.(A4). Usually the non Abelian vector potentials are defined between two degenerate states, see Eq.(3). When electron correlations

are important the matrix elements between two single electron states belonging to *different* energy shells are relevant (see the last four equations in Eq.(37)). We will call these inter shell non-Abelian vector potentials. Physically the mixing between the second and third shells is facilitated by them. Note that $(a_k)_{j,i} = (a_k)_{i,j}^*$.

VII. DISCUSSIONS AND CONCLUSIONS

We have developed a scheme of computing eigenstates and eigenvalues of the many electron Hamiltonian of a semiconductor quantum dot with an arbitrary shape of the confinement potential. The basis vectors of this many electron Hamiltonian are chosen to include time reversed pairs of Slater determinant states. In this scheme the groundstate is non degenerate when an even number of electrons are present while the eigenstates are doubly degenerate when an odd number of electrons are present.

Using this computational scheme we have investigated matrix Berry phases when several electrons are present in a semiconductor quantum dot with spin-orbit coupling terms. When an odd number of electrons is present a matrix Berry phase exists. The effect of the antisymmetry of many electron wavefunctions does not affect the value of the matrix Berry phase. Electron correlation effects can be treated by including the inter shell coupling. In this case the many body non-Abelian vector potentials can be written as a sum of those of the single electron non-Abelian vector potentials, provided that the inter shell non-Abelian vector potentials, $i\langle\phi_p|\frac{\partial}{\partial\lambda}|\phi_q\rangle$ with ϕ_p and ϕ_q non degenerate, are introduced to represent the shell coupling. It would be interesting to investigate the role of these inter shell non-Abelian vector potentials in parabolic dots. Optical dipole transitions[18, 19] can be used to detect matrix Berry phases even when several electrons interact strongly with each other. This is because the dipole oscillator strength will depend on the matrix Berry phase[11]. However, our results in Sec. V indicate the matrix Berry phases will be independent of many body physics when the energy level spacing between the shells is larger than the characteristic Coulomb energy. In self assembled quantum dots with wetting layers this condition is satisfied[20]. In this case only the intra shell non-Abelian vector potentials, $i\langle\phi_p|\frac{\partial}{\partial\lambda}|\phi_q\rangle$ with ϕ_p and ϕ_q degenerate, are relevant, and the value of the matrix Berry phase can be calculated as in ref.[11]. We leave it as a future study to investigate numerical values of the matrix Berry phases for strongly interacting electrons.

In II-VI semiconductors the Rashba term is expected to be larger than the the Dresselhaus coupling and in

III-V semiconductors the opposite is true[16]. The typical value of the energy scale associated with the Rashba constant depends on the electric field applied along the z-axis and the semiconductor material: it is of order $E_R = c_R/R \sim 0.01 - 10meV$, where the length scale $R \sim 100\text{\AA}$ is the lateral dimension of the quantum dot. The second adiabatic parameter E_p represents the strength of the distortion potential $\epsilon'y$: the expectation value of the distortion potential is $E_p = \langle 0|\epsilon'y|1\rangle$. Its magnitude is of order $1 - 10meV$, depending on the electric field applied along the y-axis.

In self-assembled InAs quantum dots[20] the level spacing can be larger than the characteristic Coulomb energy, and our investigation shows that in such a case the many problem essentially reduces to a single particle problem (The energy E_0 associated with the length scale R is typically of order 20-40meV in self-assembled quantum dots). In this regime, as we explained above, the exchange effect disappears in matrix Berry phases and it is only the last singly occupied electron that matters. The presence of the other electrons in the inert filled shells will just modify the confinement potential. Thus the matrix Berry phase can be calculated following the method outlined in Ref[11], and below we give some typical values of the matrix Berry phases. We take an elliptic adiabatic path given by $(E_R(t), E_p(t)) = (E_{R,c} + \Delta E_R \cos(\omega t), E_{p,c} + \Delta E_p \sin(\omega t))$. For the parameters $E_{R,c}/E_0 = 2$, $E_{p,c}/E_0 = 1$, $\Delta E_p/E_0 = 0.9$, and $\hbar\omega/E_0 = 0.1$ we find $(|c_1(T)|^2, |c_2(T)|^2) = (0.7971, 0.2036)$, $(0.9138, 0.0867)$, $(0.9810, 0.0191)$, respectively, for different values of the semiaxis of the ellipse $\Delta E_R/E_0 = 1.9, 1.5, 1$ (The initial state is $(|c_1(0)|^2, |c_2(0)|^2) = (1, 0)$). Note that the parameter for the semiaxis $\Delta E_R/E_0$ can be varied experimentally either by changing the Rashba field ΔE_R or the size of the dot through E_0 . We have verified that two different values of the frequency ω give the same values of $(|c_1(T)|^2, |c_2(T)|^2)$ as long as the other parameters are unchanged, confirming that the matrix Berry phase is a geometric phase[4]. This should be tested in any experimental investigation of matrix Berry phases. Experimental data of single quantum dots would be less complicated than data of an ensemble of dots with various sizes of dots, and can thus be compared directly with our theoretical results.

APPENDIX A: MATHEMATICAL NOTE

Let $|\Psi_1\rangle$ consists of $\{\phi_1, \phi_2, \phi_3\}$ and let $|\Psi_2\rangle$ consists of $\{\phi_1, \phi_2, \phi_4\}$:

$$|\Psi_1\rangle = \frac{1}{\sqrt{3!}} \{ \phi_1(r_1)\phi_2(r_2)\phi_3(r_3) + \phi_3(r_1)\phi_1(r_2)\phi_2(r_3) + \phi_2(r_1)\phi_3(r_2)\phi_1(r_3) \\ - \phi_3(r_1)\phi_2(r_2)\phi_1(r_3) - \phi_1(r_1)\phi_3(r_2)\phi_2(r_3) - \phi_2(r_1)\phi_1(r_2)\phi_3(r_3) \} \quad (\text{A1})$$

and

$$|\Psi_2\rangle = \frac{1}{\sqrt{3!}} \{ \phi_1(r_1)\phi_2(r_2)\phi_4(r_3) + \phi_4(r_1)\phi_1(r_2)\phi_2(r_3) + \phi_2(r_1)\phi_4(r_2)\phi_1(r_3) \\ - \phi_4(r_1)\phi_2(r_2)\phi_1(r_3) - \phi_1(r_1)\phi_4(r_2)\phi_2(r_3) - \phi_2(r_1)\phi_1(r_2)\phi_4(r_3) \}. \quad (\text{A2})$$

The diagonal elements of the non-Abelian gauge potential between the Slater determinant wavefunctions are

$$i\langle\Psi_i|\frac{\partial}{\partial\lambda_k}|\Psi_i\rangle = i\sum_p\langle\phi_p(\vec{r})|\frac{\partial}{\partial\lambda_k}|\phi_p(\vec{r})\rangle. \quad (\text{A3})$$

Let us find the off-diagonal non-Abelian vector potential elements $i\langle\Psi_1|\frac{\partial}{\partial\lambda_k}|\Psi_2\rangle$ between the two Slater determinant wavefunctions $|\Psi_1\rangle$ and $|\Psi_2\rangle$. When ϕ_3 is replaced with ϕ_4 the state $|\Psi_1\rangle$ transforms into $|\Psi_2\rangle$. We find $\langle\Psi_1|\frac{\partial}{\partial\lambda_k}|\Psi_2\rangle = \langle\phi_3(\vec{r})|\frac{\partial}{\partial\lambda_k}|\phi_4(\vec{r})\rangle$. This result may be easily generalized to N particle Slater determinant wavefunctions. In general the non-Abelian vector potential element between two *different* Slater determinant wavefunctions, $|\Psi_i\rangle$ and $|\Psi_j\rangle$, is non zero when $|\Psi_i\rangle$ can be transformed into $|\Psi_j\rangle$ by replacing one single electron wavefunction in $|\Psi_i\rangle$ with another wavefunction in $|\Psi_j\rangle$. If these single electron wavefunctions are denoted by ϕ_ℓ with ϕ_p then we find

$$\langle\Psi_i|\frac{\partial}{\partial\lambda_k}|\Psi_j\rangle = \langle\phi_\ell(\vec{r})|\frac{\partial}{\partial\lambda_k}|\phi_p(\vec{r})\rangle. \quad (\text{A4})$$

If more than two single electron wavefunctions in $|\Psi_i\rangle$ must be exchanged with those in $|\Psi_j\rangle$ to transform $|\Psi_i\rangle$ into $|\Psi_j\rangle$ then $\langle\Psi_i|\frac{\partial}{\partial\lambda_k}|\Psi_j\rangle = 0$.

ACKNOWLEDGMENTS

This work was supported by grant No. R01-2005-000-10352-0 from the Basic Research Program of the Korea Science and Engineering Foundation and by Quantum Functional Semiconductor Research Center (QSRC) at Dongguk University of the Korea Science and Engineering Foundation. In addition this work was supported by The Second Brain 21 Project.

-
- [1] D. D. Awschalom, D. Loss, and N. Samarth, *Semiconductor Spintronics and Quantum Computation* (Springer, Berlin, 2002).
 - [2] E. I. Rashba and Al. L. Efros, *Phys. Rev. Lett.* **91**, 126405 (2003).
 - [3] *Geometric Phases in Physics*, edited by A. Shapere and F. Wilczek (World Scientific, Singapore, 1989).
 - [4] F. Wilczek and A Zee, *Phys. Rev. Lett.* **52**, 2111 (1984).
 - [5] P. Zanardi and M. Rasetti, *Phys. Lett.* **264**, 94 (1999).
 - [6] J. Pachos, P. Zanardi and M. Rasetti, *Phys. Rev. A* **61**, 010305(R) (2000); J. Pachos and P. Zanardi, *Int. J. Mod. Phys. B* **15**, 1257 (2001).
 - [7] B. A. Bernevig and S.-C. Zhang, *Phys. Rev. B* **71**, 035303 (2005).
 - [8] Yu. A. Serebrennikov, *Phys. Rev. B* **70**, 064422 (2004).
 - [9] P. Solinas, P. Zanardi, N. Zanghi, and F. Rossi, *Phys. Rev. A* **67**, 062315 (2003).
 - [10] D. Parodi, M.Sasseti, P. Solinas, P. Zanardi, and N. Zanghi, *Phys. Rev. A* **73**, 052304 (2006).
 - [11] S.-R. Eric Yang and N.Y. Hwang, *Phys. Rev. B* **73**, 125330 (2006).
 - [12] M. Valin-Rodriquez, A. Puente, and L. Serra, *Phys. Rev. B* **69**, 085306 (2004).
 - [13] S.-R. Eric Yang, *Phys. Rev. B* **74**, 075315 (2006).
 - [14] L. P. Kouwenhoven, C. M. Marcus, P. L. McEuen, S. Tarucha, R. M. Westervelt, and N. S. Wingreen, in *Nato ASI conference Proceedings, Section 5.1*, edited by L. P. Kouwenhoven, G. Schön, and L. L. Sohn (Kluwer, Dordrecht, 1977).
 - [15] S. D. Lee, S. J. Kim, Y. B. Cho, J. B. Choi, Sooa Park, S.-R. Eric Yang, S. J. Lee and T. H. Zyung, *Appl. Phys. Lett.* **89**, 023111 (2006).
 - [16] E.I. Rashba, *Physica E*, **34**, 31 (2006).
 - [17] G. Dresselhaus, *Phys. Rev.* **100**, 580 (1955).
 - [18] D. Heitmann and J. P. Kotthaus, *Phys. Today* **56** (6), 56 (1993);
 - [19] The effect of many electron physics on dipole absorption spectra are investigated in parabolic dots in the presence of spin orbit terms in the following papers: P. Lucignano, B. Jouault, A. Tagliacozzo, and B. L. Altshuler, *Phys. Rev. B* **71**, 121310(R) (2005); P. Pietiläinen and T. Chakraborty, *Phys. Rev. B* **73**, 155315 (2006). To detect

matrix Berry phases it is desirable to investigate similar effects in non-parabolic dots with parity breaking terms.
[20] P. M. Petroff, A. Lorke, and A. Imamoglu, Phys. Today

54 (5), 46 (2001).