

# Generation of Spin Entanglement in Nonequilibrium Quantum Dots

Stefan Legel,<sup>1</sup> Jürgen König,<sup>2</sup> Guido Burkard,<sup>3,4</sup> and Gerd Schön<sup>1</sup>

<sup>1</sup>*Institut für Theoretische Festkörperphysik and DFG-Center for Functional Nanostructures (CFN), Universität Karlsruhe, 76128 Karlsruhe, Germany*

<sup>2</sup>*Institut für Theoretische Physik III, Ruhr-Universität Bochum, 44780 Bochum, Germany*

<sup>3</sup>*Department of Physics and Astronomy, University of Basel, Klingelbergstrasse 82, CH-4056 Basel, Switzerland*

<sup>4</sup>*Institut für Theoretische Physik C, RWTH Aachen, D-52056 Aachen, Germany*

(Dated: October 26, 2018)

We propose schemes for generating spatially-separated spin entanglement in systems of two quantum dots with onsite Coulomb repulsion weakly coupled to a joint electron reservoir. An enhanced probability for the formation of spin entanglement is found in nonequilibrium situations with one extra electron on each dot, either in the transient state after rapid changes of the gate voltage, or in the steady state with applied bias voltage. In both cases so-called Werner states with spin singlet fidelity exceeding  $1/2$  are generated, which indicates entanglement.

PACS numbers: 03.67.Mn,73.23.Hk,73.21.La,73.63.Kv

## I. INTRODUCTION

The entanglement of quantum states is one of the cornerstones of quantum information processing.<sup>1</sup> Entangled photons have been used in experiments in quantum communication and cryptography.<sup>2</sup> For electrons in a solid-state environment recent progress has been linked to advances in fabrication technology for nano-scale devices.<sup>3,4</sup> The availability of an electron spin entangler in a solid-state environment would allow the implementation of quantum communication schemes with electron spins.<sup>5,6</sup> Several schemes have been suggested for the production of spatially-separated entangled electrons in solid state systems. Many of them rely on extracting the entangled electrons of a Cooper pair from a superconductor and separate them into two normal leads,<sup>7</sup> Luttinger liquids,<sup>8</sup> or to two leads through two quantum dots.<sup>9</sup> Others are based on separating the electrons forming a spin singlet on a double-quantum dot,<sup>10</sup> using interference effects in a quantum dot in the cotunneling regime,<sup>11</sup> separating a pair of entangled electrons from a singlet state by a triple quantum dot,<sup>12</sup> or scattering off magnetic impurities.<sup>13</sup>

In this article we show that a pair of entangled electrons can be created by driving out of equilibrium a system of two quantum dots with onsite Coulomb repulsion and weak coupling to a joint electron reservoir. Specifically we consider the two setups depicted in Fig. 1. Electrons enter the dots from the reservoirs, and we consider the nonequilibrium state with one electron on each dot. In setup a) we study the transient behavior after quickly pushing the dot levels from above to below the Fermi energy of the lead, and find an enhanced probability for the singlet state as compared to a triplet. In setup b) we drive the system out of equilibrium by applying a bias voltage between left and right leads. Depending on the polarity of the applied bias, we find in the steady state an enhanced probability of either the singlet or the triplet states. The mixed states with two electrons in

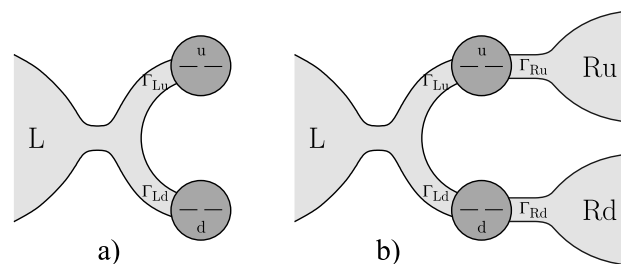


FIG. 1: The setups: a) Two quantum dots (u and d) are coupled to a joint electron reservoir (L). b) In addition to a), the quantum dots are coupled to two independent reservoirs (Ru and Rd) on the right.

the two dots represent so-called Werner states.<sup>14</sup> In the case where the electrons entered from the common (left) reservoir we find regimes where the Werner fidelity is larger than  $1/2$ , which implies a high probability for the formation of a singlet state.

## II. MODEL

The Hamiltonian of the system is

$$H = H_{\text{dots}} + H_{\text{leads}} + H_{\text{tunnel}}. \quad (1)$$

The two quantum dots,  $i = u, d$  (up and down), described by

$$H_{\text{dots}} = \sum_i \left[ \sum_{\sigma} \varepsilon_i c_{i\sigma}^{\dagger} c_{i\sigma} + U c_{i\uparrow}^{\dagger} c_{i\downarrow}^{\dagger} c_{i\downarrow} c_{i\uparrow} \right], \quad (2)$$

contain each a single, spin-degenerate energy level  $\varepsilon_i$ . In general the dot levels are detuned by  $\Delta\varepsilon = \varepsilon_u - \varepsilon_d$ . We assume strong Coulomb repulsion within each dot,  $U \gg k_B T, eV, \Gamma$  which suppresses double occupancy of each

dot. (Our analysis can be generalized to finite interdot charging energy, which does not change the conclusions qualitatively.) The leads

$$H_{\text{leads}} = \sum_r \sum_{k\sigma} \varepsilon_{rk} a_{rk\sigma}^\dagger a_{rk\sigma}, \quad (3)$$

with  $r = L, R_u, R_d$ , serve as equilibrium reservoirs with electrochemical potentials  $\mu_r$ . The tunneling between leads and dots is modeled by

$$H_{\text{tunnel}} = \sum_r \sum_{k\sigma i} \left( t_{ri} c_{i\sigma}^\dagger a_{rk\sigma} + \text{h.c.} \right). \quad (4)$$

The tunneling strength of quantum dot  $i$  to reservoir  $r$  is parametrized by  $\Gamma_{ri} = 2\pi t_{ri}^2 N_r$ , where  $N_r$  denotes the reservoir density of states, and we chose a gauge in which all the tunnel amplitudes  $t_{ri}$  are real. We further define  $\Gamma_r \equiv \sum_i \Gamma_{ri}/2$ . For setup a) we have  $\Gamma_{R_u} = \Gamma_{R_d} = 0$ .

Our proposal is based on the observation that the states in the common left lead are only coupled to a certain linear combination of the two quantum dot states. If Coulomb interaction were absent,  $U = 0$ , filling the double dot with two electrons with opposite spin from the common reservoir would lead to the product state  $(t_{Lu}c_{u\sigma}^\dagger + t_{Ld}c_{d\sigma}^\dagger)(t_{Lu}c_{u\bar{\sigma}}^\dagger + t_{Ld}c_{d\bar{\sigma}}^\dagger)|0\rangle = t_{Lu}^2|\sigma\bar{\sigma}, 0\rangle + t_{Lu}t_{Ld}(|\sigma, \bar{\sigma}\rangle - |\bar{\sigma}, \sigma\rangle) + t_{Ld}^2|0, \sigma\bar{\sigma}\rangle$ . For strong Coulomb repulsion, however, the parts that involve double occupancy of either dot are projected out, and the final state is,  $|\sigma, \bar{\sigma}\rangle - |\bar{\sigma}, \sigma\rangle$ , no product state but a spin singlet. No triplet component, although energetically degenerate to the singlet, is generated.

In realistic situations various mechanisms will relax the imbalance between the population of spin singlet and triplet states, e.g., tunnel coupling to the right reservoirs shown in Fig. 1b), or a finite detuning  $\Delta\varepsilon$ . Furthermore, a coupling to an external bath which mediates spin-flip processes or creates a phase difference between the dot states causes an equilibration between singlet and triplet. In this article, we study in detail nonequilibrium scenarios characterized by the competition between the creation of singlet and triplet states and the relaxation.

### III. KINETIC EQUATIONS

For this purpose we employ the real-time diagrammatic technique developed for single quantum dots<sup>15</sup> and extended to multi-dot systems.<sup>16,17</sup> In this technique the electronic degrees of freedom of the leads are integrated out, which results in an effective description in terms of the degrees of freedom of the dot subsystem only. The dynamics of the latter is then described by a reduced density matrix with elements  $p_\chi^{x'} \equiv \langle |\chi\rangle\langle x'| \rangle$ , where  $\chi$  and  $x'$  label the double-dot states, and  $\langle \dots \rangle$  denotes quantum statistical expectation values. In the present case,

the Hilbert space of the quantum-dot degrees of freedom is spanned by 9 basis states  $|\chi_u, \chi_d\rangle$ , with  $\chi_i \in \{0, \uparrow, \downarrow\}$  denoting the occupation of dot  $i$ .

The time evolution of the reduced density matrix in the Markovian limit is governed by the kinetic equations<sup>15</sup>

$$\frac{d}{dt} p_\chi^{x'} + i(E_{x'} - E_\chi) p_\chi^{x'} = \sum_{x''x'''} W_{\chi x''}^{x'x'''} p_{x''}^{x'''} \quad (5)$$

The energy difference  $E_{x'} - E_\chi$  between states  $x'$  and  $\chi$  leads to a time-dependent phase of the off-diagonal matrix elements. Transitions due to the tunnel coupling to the leads are described by the kernels  $W_{\chi x''}^{x'x'''}$ , the general form of which are given in Refs. 15,16. In the following we restrict our attention to the limit of weak coupling and small detuning  $\Delta\varepsilon$ , where it is sufficient to evaluate the kernels in first order in the tunneling strength  $\Gamma_{ri}$  and to zeroth order in  $\Delta\varepsilon$ .

To proceed it is convenient to switch to a basis  $\{|\chi\rangle\}$  which reflects the symmetries of the problem. One of the basis states is the empty-dots state  $|0\rangle \equiv |0, 0\rangle$ . For two electrons, one in each dot, the natural basis states are the spin singlet  $|S\rangle \equiv (|\uparrow, \downarrow\rangle - |\downarrow, \uparrow\rangle)/\sqrt{2}$  and triplet states  $|T_+\rangle \equiv |\uparrow, \uparrow\rangle$ ,  $|T_0\rangle \equiv (|\uparrow, \downarrow\rangle + |\downarrow, \uparrow\rangle)/\sqrt{2}$ , and  $|T_-\rangle \equiv |\downarrow, \downarrow\rangle$ . The states with one electron in the double dot can be characterized by the physical spin  $\sigma$  of the electron, as well as by an isospin defined in the 2-dimensional Hilbert space spanned by the two orbital dot levels. One natural quantization axis  $\mathbf{n}$  for the isospin operator  $\mathbf{I}_\sigma$  is the one in which the eigenstates of  $\mathbf{I}_\sigma \cdot \mathbf{n}$  are  $|+\rangle_{\mathbf{I}_\sigma \cdot \mathbf{n}} \equiv |\sigma, 0\rangle$  and  $|-\rangle_{\mathbf{I}_\sigma \cdot \mathbf{n}} \equiv |0, \sigma\rangle$ , corresponding to the electron in dot u and d, respectively. This is motivated by the observation that both the Coulomb interaction and the detuning  $\Delta\varepsilon$  in the Hamiltonian is diagonal in this isospin basis. An alternative choice is the axis  $\mathbf{m}$  defined by  $|+\rangle_{\mathbf{I}_\sigma \cdot \mathbf{m}} \equiv (t_{Lu}|\sigma, 0\rangle + t_{Ld}|0, \sigma\rangle)/\sqrt{t_{Lu}^2 + t_{Ld}^2}$  and  $|-\rangle_{\mathbf{I}_\sigma \cdot \mathbf{m}} \equiv (t_{Ld}|\sigma, 0\rangle - t_{Lu}|0, \sigma\rangle)/\sqrt{t_{Lu}^2 + t_{Ld}^2}$ . This reflects the fact that filling the double dot by tunneling with one electron from the left lead generates the isospin component  $|+\rangle_{\mathbf{I}_\sigma \cdot \mathbf{m}}$  only.<sup>18</sup> In this sense, the left lead can, in analogy to magnetism, be viewed as a fully isospin-polarized lead with only + isospin-electron states available. The right reservoirs in setup b), on the other hand, correspond to an isospin-unpolarized lead. In general, the two axes  $\mathbf{n}$  and  $\mathbf{m}$  are not orthogonal, except for the symmetric case when the tunneling strengths to dot u and d are equal, as can be seen from  $\mathbf{n} \cdot \mathbf{m} = (\Gamma_{Lu} - \Gamma_{Ld})/(\Gamma_{Lu} + \Gamma_{Ld})$ .

The total Hamiltonian is invariant under rotations in spin space, i.e., spin is a conserved quantum number. Spin symmetry implies  $\langle \mathbf{I}_\uparrow \rangle = \langle \mathbf{I}_\downarrow \rangle \equiv \mathbf{I}/2$  as well as  $p_{T_-} = p_{T_0} = p_{T_+} \equiv p_T/3$ , which reduces the number of independent density matrix elements. Those are the isospin  $\mathbf{I}$  and  $\mathbf{p} = (p_0, p_1, p_S, p_T)$ , where  $p_1 \equiv \sum_{i\sigma} p_{i\sigma}$  is the probability for single occupation. In this representation, the kinetic equations read

$$\begin{aligned}
\frac{d}{dt}\mathbf{p} &= \sum_{r=L,R} \Gamma_r \begin{pmatrix} -4f_r & 1-f_r & 0 & 0 \\ 4f_r & -1-f_r & 2-2f_r & 2-2f_r \\ 0 & f_r/2 & -2+2f_r & 0 \\ 0 & 3f_r/2 & 0 & -2+2f_r \end{pmatrix} \mathbf{p} + \Gamma_L \begin{pmatrix} 2-2f_L \\ -2+4f_L \\ f_L \\ -3f_L \end{pmatrix} (\mathbf{I} \cdot \mathbf{m}) + 2\Gamma_L f_L \begin{pmatrix} 0 \\ 1 \\ -1 \\ 0 \end{pmatrix} (\mathbf{I} \cdot \mathbf{n})(\mathbf{m} \cdot \mathbf{n}) \\
\frac{d}{dt}\mathbf{I} &= \Gamma_L \left[ 2f_L p_0 + \left( f_L - \frac{1}{2} \right) p_1 + (1-f_L)p_S - (1-f_L)p_T \right] \mathbf{m} + \Gamma_L \left[ \frac{f_L}{2} p_1 - 2(1-f_L)p_S \right] \mathbf{n}(\mathbf{m} \cdot \mathbf{n}) \\
&\quad - \sum_{r=L,R} \Gamma_r (1+f_r) \mathbf{I} + \Delta\tilde{\varepsilon}(\mathbf{n} \times \mathbf{I}), \tag{6}
\end{aligned}$$

where  $f_r = [1 + \exp(\beta(\varepsilon - \mu_r))]^{-1}$  is the Fermi distribution of the electrons in lead  $r$ . Here we introduced, apart from the detuning  $\Delta\varepsilon$  also the average  $\varepsilon = (\varepsilon_u + \varepsilon_d)/2$  of the dot energies. The level detuning is renormalized by the tunneling and given by  $\Delta\tilde{\varepsilon} = \Delta\varepsilon - \frac{\Gamma_{Lu} - \Gamma_{Ld}}{2\pi} \left[ \ln\left(\frac{\beta D}{2\pi}\right) - \text{Re}\Psi\left(\frac{1}{2} + i\frac{\beta(\varepsilon - \mu_L)}{2\pi}\right) \right]$ , where  $D$  is a high-energy cutoff provided by either Coulomb interaction  $U$  or bandwidth of the leads.

## IV. RESULTS

### A. Spin Entanglement in Transient States

Inspection of Eqs. (6) reveals how an imbalance of singlet and triplet states can occur. When filling the empty double dot with one electron, a finite isospin along  $\mathbf{m}$  is generated. This in turn, blocks the generation of triplet states as opposed to singlet states when filling the double dot with a second electron. This mechanism becomes most transparent for  $\Gamma_{Lu} = \Gamma_{Ld}$ ,  $\Gamma_{Ru} = \Gamma_{Rd} = 0$  and  $\Delta\varepsilon = 0$ . In this case, the two equations

$$\frac{d}{dt}p_T = 3\Gamma_L f_L \left( \frac{p_1}{2} - \mathbf{I} \cdot \mathbf{m} \right) - 2\Gamma_L (1-f_L)p_T \tag{7}$$

$$\frac{d}{dt} \left( \frac{p_1}{2} - \mathbf{I} \cdot \mathbf{m} \right) = -3\Gamma_L f_L \left( \frac{p_1}{2} - \mathbf{I} \cdot \mathbf{m} \right) + 2\Gamma_L (1-f_L)p_T, \tag{8}$$

decouple from the rest. This motivates proposal a) for generating spatially-separated spin entanglement. If we prepare the system in an empty state (by tuning the dot levels well above the Fermi energy of the lead) and, then, suddenly push the dot levels well below the Fermi energy of the left lead,  $-\varepsilon \gg k_B T, \Gamma_L$ , the double dot will be charged with two electrons that form a spin singlet, while no triplet component appears. The time dependence of the singlet generation is illustrated in Fig. 2.

Coupling to an external bath, which flips the spin of an electron or generates a relative phase between the  $|\uparrow, \downarrow\rangle$  and  $|\downarrow, \uparrow\rangle$  states, induces relaxation from the singlet to the triplet state. To model these processes we introduce phenomenologic relaxation rates  $\Gamma_{S \rightarrow T_0}$ ,  $\Gamma_{S \rightarrow T_{\pm}}$ ,  $\Gamma_{T_0 \rightarrow S}$ ,  $\Gamma_{T_{\pm} \rightarrow S}$ ,  $\Gamma_{T_0 \rightarrow T_{\pm}}$ , and  $\Gamma_{T_{\pm} \rightarrow T_0}$ . To be specific, we choose

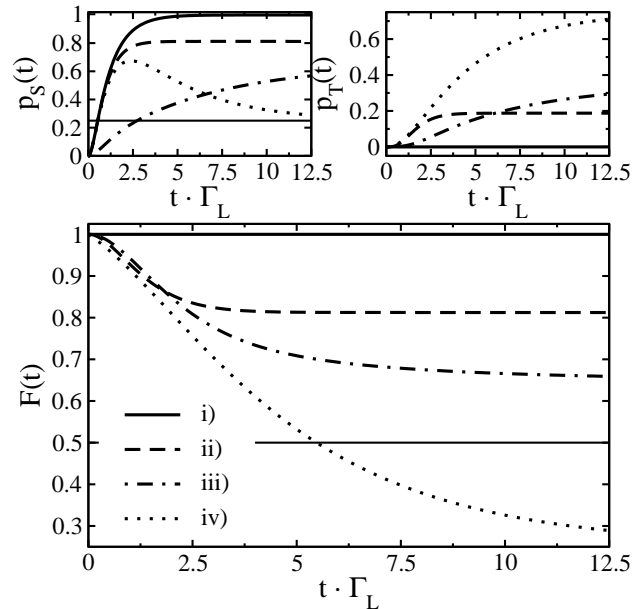


FIG. 2: Upper panels: time evolution of the probabilities for a singlet and a triplet state. Lower panel: the corresponding Werner fidelity. For the perfectly symmetric setup,  $\Delta\varepsilon = 0$ ,  $\Gamma_{Lu} = \Gamma_{Ld}$ , in the absence of spin relaxation,  $\Gamma_{S \rightarrow T} = 0$ , curve i), we find  $F \equiv 1$ . The Werner fidelity is reduced for either ii) nondegenerate dot energy levels,  $\Delta\varepsilon = \Gamma_L$ , iii) asymmetric coupling  $\Gamma_{Ld} = 0.1\Gamma_{Lu}$ , iv) a finite spin relaxation rate  $\Gamma_{S \rightarrow T} = 0.2\Gamma_L$ . The high-energy cutoff is set to  $D = 100 k_B T$ .

all of them to be equal, such that we get an effective transition rate  $\Gamma_{S \rightarrow T} = \Gamma_{T \rightarrow S}/3$  which conserves the symmetry between the triplets,  $p_{T_{\pm}} = p_{T_0}$ . (A different choice of these parameters does not change the conclusions qualitatively.) Furthermore, a finite detuning  $\Delta\tilde{\varepsilon}$  and/or finite asymmetry of the tunnel couplings  $\Gamma_{Lu} \neq \Gamma_{Ld}$ , lead to a mixture of singlet and triplet states, producing a Werner state<sup>14</sup> described by the density matrix

$$W(F) = F|S\rangle\langle S| + (1-F)\frac{\mathbb{1}_4 - |S\rangle\langle S|}{3}. \tag{9}$$

The parameter  $F$  defines the Werner fidelity. Werner states play a crucial role in entanglement purification protocols,<sup>19,20</sup> and the Werner fidelity gives a convenient

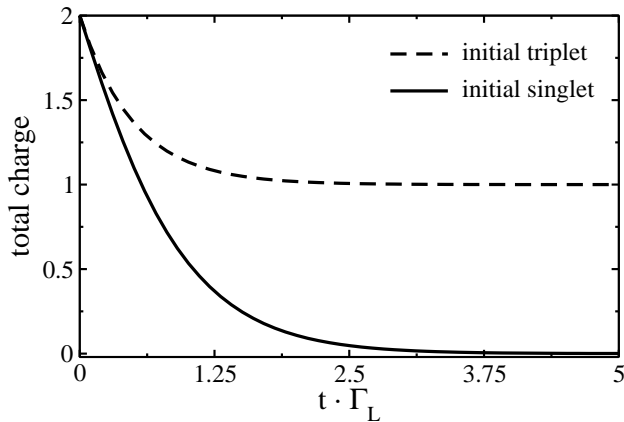


FIG. 3: Time evolution of the total charge during the discharging of an initial singlet state compared to an initial triplet state. The system is assumed to be perfectly symmetric,  $\Gamma_{Lu} = \Gamma_{Ld}$ ,  $\Delta\varepsilon = 0$ . Starting from a singlet the system empties quickly, but it remains singly occupied if we start from a triplet state.

measure for the possibility to extract entangled states from a set of Werner states by such protocols. It has been further shown that for Werner fidelity  $1/2 < F \leq 1$  there exist purification protocols to extract states with arbitrary large entanglement whereas for  $F \leq 1/2$  the Werner state has to be considered as unentangled.

Solving the kinetic equations for the reduced density matrix for system a) we see that Werner states with fidelity  $F = p_S/(p_S + p_T) > 1/2$  are accessible also for asymmetric tunneling, detuning and finite spin-flip relaxation, see Fig. 2. For weak detuning  $\Delta\varepsilon$  the probability to generate a triplet scales with  $p_T \approx (\Delta\varepsilon/2\Gamma_L)^2$ .

To create and detect an enhanced spin-singlet fidelity and to measure the relaxation time between singlet and triplet we propose the following scheme that is similar to the experiment performed in Ref. 3. (i) Prepare the system in an empty state. (ii) Push quickly (i.e. on a time scale faster than both the relaxation times for the isospin-polarized state and for the singlet-triplet transitions) the dot levels down well below the Fermi level. As explained above the double dot will preferably fill up with two electrons forming a spin singlet. (iii) Wait some given time  $T$ . As a function of  $T$ , the imbalance between singlet and triplet decays exponentially on the time scale given by the relaxation rate, and the Werner fidelity is reduced, see Fig. 2.

To prove that the obtained state, indeed, has an enhanced Werner fidelity, we analyze how the double dot is depleted. Depending on whether the initial state is a singlet or triplet, it is possible or impossible to extract the two electrons by tunneling to the common left lead. This can be seen by realizing that  $(t_{Lu}c_{u\sigma} + t_{Ld}c_{d\sigma})(t_{Lu}c_{u\bar{\sigma}} + t_{Ld}c_{d\bar{\sigma}})(|\sigma, \bar{\sigma}\rangle \mp |\bar{\sigma}, \sigma\rangle) = (1 \pm 1)t_{Lu}t_{Ld}|0\rangle$  is finite for the singlet but vanishes for the triplet state, i.e., only one of the two electrons form-

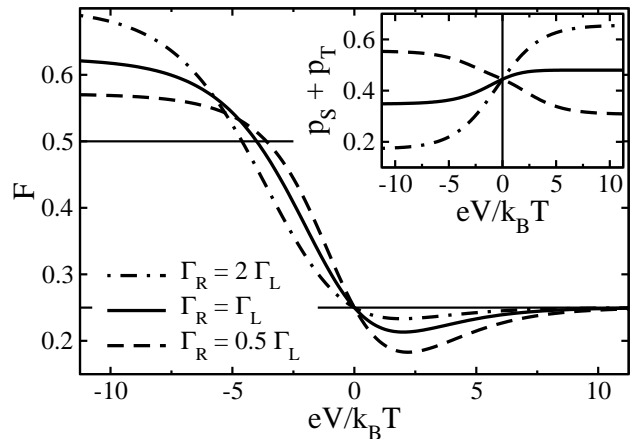


FIG. 4: The stationary Werner fidelity  $F$  vs. bias voltage for  $\varepsilon = 0$  and different ratios of the coupling strengths,  $\Gamma_R/\Gamma_L = 2, 1, 0.5$ . The bias is applied symmetrically,  $-\mu_L = eV/2 = \mu_{Ru} = \mu_{Rd}$ . The inset shows the corresponding stationary overall probabilities  $p_S + p_T$  to find the system doubly occupied.

ing the triplet can leave. As a consequence, the proposed protocol continues in the following way. (iv) Push the dot levels up well above the Fermi level quickly (again faster than the relaxation rate for the isospin-polarized state). (v) Wait some time larger than  $1/\Gamma_L$  but shorter than the relaxation time of the isospin-polarized state. (vi) Measure the total charge on the double dot. If the charge is zero then the doubly-occupied state was a spin singlet, whereas if the measured charge is one, it was a triplet. To illustrate this we show in Fig. 3 the total double-dot charge as a function of time for the two cases that the double dot initially accommodated a singlet or a triplet, respectively. The measurement of the total charge on the double dot could be performed by a close-by quantum-point contact. This does not introduce an additional relaxation mechanism for either the isospin or the singlet and triplet states as the quantum-point contact is only sensitive to the total charge.

## B. Spin Entanglement for Finite Bias Voltage

Spatially-separated spin entanglement is found also in a steady-state situation in the setup b) of Fig. 1. Here we consider the system to be driven out of equilibrium by a bias voltage between the left and the right side. To keep the discussion transparent we assume in the following symmetric couplings,  $\Gamma_{Lu} = \Gamma_{Ld} \equiv \Gamma_L$  and  $\Gamma_{Ru} = \Gamma_{Rd} \equiv \Gamma_R$ , equal electrochemical potentials in the right leads  $\mu_{Ru} = \mu_{Rd}$ , and vanishing detuning of the dot levels  $\Delta\varepsilon = 0$ . The leads on the right hand side couple to all isospin components in the same way. In a magnetic analogue such a situation corresponds to a dot coupled to one ferromagnetic and one nonmagnetic lead

for which, at large bias voltage, spin accumulation occurs. Similarly, in the present model a finite isospin is accumulated in the double dot in the stationary limit. This, again, leads to an imbalance of singlet and triplet state probabilities. The polarity of the bias voltage determines whether the Werner fidelity is larger or smaller than  $1/4$ . If the bias voltage is applied such that the double dot is charged from the left and discharged to the right lead the isospin polarization is in  $+$  direction, and singlets are preferred. In this regime the Werner fidelity saturates at  $F = (3\Gamma_L + 2\Gamma_R)/(6\Gamma_L + 2\Gamma_R)$  which goes from  $1/2$  for  $\Gamma_L \gg \Gamma_R$  to  $1$  for  $\Gamma_L \ll \Gamma_R$ . We have to remark that the fidelity approaches  $1$  only linearly for  $\Gamma_L \ll \Gamma_R$ , whereas the overall probability to find the double-dot system doubly occupied vanishes quadratically  $p_S + p_T \approx 2(\Gamma_L/\Gamma_R)^2$  at the same time. If the bias voltage is applied in the opposite direction, triplets are more likely.

## V. CONCLUSIONS

For an experimental realization of our proposal one needs to coherently couple two quantum dots to a joint reservoir, as has been demonstrated e.g. in Ref. 21. The spatial separation of the two dots is only limited by the phase-coherence length, which can be several micrometer in typical semiconductor structures. The formation of an enhanced spin-singlet fidelity requires tunneling rates larger than the spin decoherence time. Reported values<sup>3,22</sup> of  $T_2^*$  of the order of 10 ns correspond to a lower limit of  $\Gamma$  of the order of  $\mu\text{eV}$ . For tunnel couplings  $\Gamma$  larger than  $k_B T$  higher-order processes such as cotunneling and Kondo-assisted tunneling become important.

These are neglected in our quantitative analysis but they do not change our prediction qualitatively. In fact, for symmetric tunnel couplings the Hamiltonian acquires a block structure and the Hilbert subspace containing the triplet states decouples completely from the one for the empty double dot. In conclusion, the experimental realization of our proposal should be feasible by nowadays technology.

In summary, we proposed two schemes for the generation of spin entanglement between two spatially separated electrons in a double-dot system driven out of equilibrium. The underlying mechanism is fundamentally different from those that rely on a singlet-triplet energy splitting, where entanglement is generated by a relaxation of the system to the spin-entangled ground state. In contrast, we suggest two schemes in which entanglement is a consequence of a coherent coupling of two quantum dots to one common lead in combination with a strong onsite Coulomb interaction to prevent double occupancy of each individual dot. We emphasize that our proposal does not require a finite singlet-triplet splitting. The quick formation of the entangled state on a time scale given by the tunneling instead of a singlet-triplet relaxation rate, may be an advantage in the context of quantum information processing.

We acknowledge useful discussions with P.W. Brouwer, J. Weis, J. Martinek, Y. Gefen, T. Löfwander, and E. Prada. This work was supported by the Landesstiftung Baden-Württemberg via the Kompetenznetz Funktionelle Nanostrukturen, DFG via GRK 726 and SFB 491, the Swiss SNF and NCCR Nanoscience, as well as by NSF under grant PHY99-07949.

- 
- <sup>1</sup> C.H. Bennett and D.P. DiVincenzo, *Nature* **404**, 247 (2000).
- <sup>2</sup> N. Gisin, G. Ribordy, W. Tittel, and H. Zbinden, *Rev. Mod. Phys.* **74**, 145 (2002).
- <sup>3</sup> J.R. Petta, A.C. Johnson, J.M. Taylor, E.A. Laird, A. Yacoby, M.D. Lukin, C.M. Marcus, M.P. Hanson, A.C. Gosard, *Science* **309**, 2180 (2005).
- <sup>4</sup> F.H.L. Koppens, C. Buizert, K.J. Tielrooij, I.T. Vink, K.C. Nowack, T. Meunier, L.P. Kouwenhoven, L.M.K. Vander-sypen, *Nature* **442**, 766 (2006).
- <sup>5</sup> G. Burkard, D. Loss, and E.V. Sukhorukov, *Phys. Rev. B* **61**, R16303 (2000).
- <sup>6</sup> G. Burkard and D. Loss, *Phys. Rev. Lett.* **91**, 087903 (2003).
- <sup>7</sup> G.B. Lesovik, T. Martin, and G. Blatter, *Eur. Phys. J. B* **24**, 287 (2001).
- <sup>8</sup> P. Recher and D. Loss, *Phys. Rev. B* **65**, 165327 (2002); C. Bena, S. Vishveshwara, L. Balents, and M.P.A. Fisher, *Phys. Rev. Lett.* **89**, 037901 (2002).
- <sup>9</sup> P. Recher, E.V. Sukhorukov, and D. Loss, *Phys. Rev. B* **63**, 165314 (2001).
- <sup>10</sup> M. Blaauboer and D.P. DiVincenzo, *Phys. Rev. Lett.* **95**, 160402 (2005).
- <sup>11</sup> W.D. Oliver, F. Yamaguchi, and Y. Yamamoto, *Phys. Rev. Lett.* **88**, 037901 (2002).
- <sup>12</sup> D.S. Saraga and D. Loss, *Phys. Rev. Lett.* **90**, 166803 (2003).
- <sup>13</sup> A.T. Costa and S. Bose, *Phys. Rev. Lett.* **87**, 277901 (2001); F. Ciccarello, G.M. Palma, M. Zaccaro, Y. Omar, and V.R. Vieira, *quant-ph/0611025*.
- <sup>14</sup> R.F. Werner, *Phys. Rev. A* **40**, 4277 (1989).
- <sup>15</sup> J. König, H. Schoeller, and G. Schön, *Phys. Rev. Lett.* **76**, 1715 (1996); J. König, J. Schmid, H. Schoeller, and G. Schön, *Phys. Rev. B* **54**, 16820 (1996).
- <sup>16</sup> J. König and Y. Gefen, *Phys. Rev. Lett.* **86**, 3855 (2001); *Phys. Rev. B* **65**, 045316 (2002).
- <sup>17</sup> T. Pohjola, H. Schoeller, and G. Schön, *Europhys. Lett.* **54**, 241 (2001).
- <sup>18</sup> Such an isospin also plays an important role in the context of coherent population trapping, visible e.g. in the full counting statistics of triple-dot system, C.W. Groth, B. Michaelis, and C.W.J. Beenakker, *Phys. Rev. B* **74**, 125315 (2006).
- <sup>19</sup> C.H. Bennett, D.P. DiVincenzo, J.A. Smolin, and W.K. Wootters, *Phys. Rev. A* **54**, 3824 (1996).
- <sup>20</sup> N. Linden, S. Massar, and S. Popescu, *Phys. Rev. Lett.*

- 81**, 3279 (1998).
- <sup>21</sup> A.W. Holleitner, C.R. Decker, H. Qin, K. Eberl, and R. H. Blick, *Phys. Rev. Lett.* **87**, 256802 (2001); N.J. Craig, J.M. Taylor, E.A. Lester, C.M. Marcus, M.P. Hanson, A.C. Gossard, *Science* **304**, 565 (2004); M. Sigrist, T. Ihn, K. Ensslin, D. Loss, M. Reinwald, and W. Wegscheider, *Phys. Rev. Lett.* **96**, 036804 (2006).
- <sup>22</sup> F.H.L. Koppens, J.A. Folk, J.M. Elzerman, R. Hanson, L.H. Willems van Beveren, I.T. Vink, H.P. Tranitz, W. Wegscheider, L.P. Kouwenhoven, L.M.K. Vandersypen, *Science* **309**, 1346 (2005).