

Applications of density matrices in a trapped Bose gas

K. Ch. Chatzisavvas*, S. E. Massen†, Ch. C. Moustakidis‡, C. P. Panos§
*Department of Theoretical Physics,
Aristotle University of Thessaloniki,
54124 Thessaloniki, Greece*

January, 2006

Abstract

An overview of the Bose-Einstein condensation of correlated atoms in a trap is presented by examining the effect of interparticle correlations to one- and two-body properties of the above systems at zero temperature in the framework of the lowest order cluster expansion. Analytical expressions for the one- and two-body properties of the Bose gas are derived using Jastrow-type correlation function. In addition numerical calculations of the natural orbitals and natural occupation numbers are also carried out. Special effort is devoted for the calculation of various quantum information properties including Shannon entropy, Onicescu informational energy, Kullback-Leibler relative entropy and the recently proposed Jensen-Shannon divergence entropy. The above quantities are calculated for the trapped Bose gases by comparing the correlated and uncorrelated cases as a function of the strength of the short-range correlations. The Gross-Piatevskii equation is solved giving the density distributions in position and momentum space, which are employed to calculate quantum information properties of the Bose gas.

*e-mail: kchatz@auth.gr

†e-mail: massen@auth.gr

‡e-mail: moustaki@auth.gr

§e-mail: chpanos@auth.gr

Keyword: Bose gas; Density Matrices; Information Entropies.

1 Introduction

The first theoretical prediction of the famous phenomenon known as Bose-Einstein condensation (BEC) was made in 1924 and 1925 by Bose [1] and Einstein [2], respectively. In a system of particles obeying Bose-Einstein statistics where the total number of particles is conserved, there should be a temperature below which a finite fraction of all the particles condense into the same one-particle state [3, 4, 5, 6, 7, 8]. Seventy years later, in a remarkable experiment, Anderson *et al.* [9] have cooled magnetically trapped ^{87}Rb gas to nanokelvin temperatures, and observed the BEC. This discovery has generated a huge amount of theoretical investigations [10, 11, 12, 13, 14, 15, 16, 17, 18].

The main feature of the trapped alkali-metal and atomic hydrogen systems (which obey the Bose-Einstein statistics) is that they are dilute. The crucial parameter defining the condition of diluteness is the gas parameter $\chi = na^3$, where n is the density of the system and a is the s-wave scattering length [14]. There are two ways to bring χ outside the regime of validity of the mean field description. The first one is to increase the density, while the second one to change the effective size of the atoms.

The diluteness of the gas is ensured when the effective atomic size is small compared both to the trap size and to the interatomic distance. However, the effects of inter-particle interactions are of fundamental importance in the study of the BEC dilute-gas where the physics should be dominated by two-body collisions described in terms of the s-wave scattering length a . In the case of positive a , it is equivalent to consider a very dilute (atomic) system of hard spheres, whose diameter coincides with the scattering length itself [13]. The natural starting point for studying the behavior of those systems is the theory of weakly interacting bosons which, for inhomogeneous systems, takes the form of the Gross-Pitaevskii equation [19, 20]. This is a mean-field approach for the order parameter associated with the condensate [4].

In the present work we study BEC in a phenomenological way where the Bose gas is considered as a many-body system [21]. In particular, we study the ground state of a system of correlated bosonic atoms at zero temperature, trapped by a harmonic oscillator potential (HO). The key quantities for this effort is the one- and two-body density matrices [22]. As the mean-field approach (non-interacting atoms) fails to incorporate the interparticle interactions which are necessary for the description of the correlated Bose system, we introduce the repulsive interactions among the atoms, through the Jastrow correlation functions $f(|\mathbf{r}_1 - \mathbf{r}_2|)$ [23].

We focus our efforts to the calculation of the one- and two-body density and momentum distributions and the calculation of the static structure factor [23, 24, 25, 26]. One-body density and momentum distributions are complementary descriptions of the Bose gas and related directly with the mean-square radius and mean kinetic energy of the trapped Bose gas respectively. In addition the two-body density distribution is related with the calculation of the static structure factor, a quantity which gives information for the ground and excited states of the gas. Special effort has been devoted to the derivation of the natural orbital and natural occupation numbers through the diagonalization of the one-body density matrix.

In recent years information-theoretic methods play an increasing role for the study of quantum mechanical systems. An example is the application of the Maximum Entropy Principle [27] (MEP) to the calculation of the wave function in a potential [28] using as constraints expectation values of simple observables and reconstructing a quantum wave function from a limited set of expectation values. The idea behind MEP is to choose the least biased result, compatible with the constraints of the problem. Thus the MEP provides the least biased description consistent with the available relevant information. This is done by employing a suitably defined quantum entropy that measures the lack of information associated with the distribution of a quantum state over a given known basis.

Information entropy is important for the study of quantum mechanical systems in two cases: first in the clarification of fundamental concepts of quantum mechanics and second in the synthesis of probability densities in position and momentum space [29].

In the present work special effort is devoted for the calculation of various quantum information properties including Shannon entropy, Onicescu energy, Kullback-Leibler relative entropy and also Jensen-Shannon divergence. The information properties are calculated for the interatomic correlations. In addition the Gross-Piatevskii equation is solved giving the density and momentum distribution which are employed to calculate the above quantum information properties of the Bose gas [26, 30]. The results are compared with those taken in a phenomenological way in the framework of the Jastrow correlations.

The plan of the paper is the following: In Sec. 2 the general definitions related to the density matrices of a Bose system are considered. Details of the lowest-order cluster expansion, analytical expressions and numerical results are reported in Sec. 3. In Sec. 4 formulas for the quantum information properties (both for the one- and two-body density matrices) are reviewed and analytical results are presented. Quantum information properties based on Gross-Piatevskii equation are presented in Sec. 5 while the summary of the work is given in Sec. 6.

2 Definition of Density Matrices

Let $\Psi(\mathbf{r}_1, \mathbf{r}_2, \dots, \mathbf{r}_A)$ be the wave function describing the trapped Bose gases. In the case where this system is composed of non-interacting bosonic atoms at zero temperature, all atoms occupy the same single-particle ground state. The many body ground state wave function $\Psi_0(\mathbf{r}_1, \mathbf{r}_2, \dots, \mathbf{r}_A)$ is then a product of A identical single particle ground state wave functions. This ground state wave function is therefore called the condensate wave function or macroscopic wave function and has the form [21]

$$\Psi_0(\mathbf{r}_1, \mathbf{r}_2, \dots, \mathbf{r}_A) = \psi_0(\mathbf{r}_1)\psi_0(\mathbf{r}_2) \cdots \psi_0(\mathbf{r}_A), \quad (1)$$

where $\psi_0(\mathbf{r})$ is the normalized to one ground-state single-particle wave function describing a bosonic atom. It is worth to indicate that Eq. (1) is valid even when weak interactions are included. In this case the wave function $\Psi_0(\mathbf{r}_1, \mathbf{r}_2, \dots, \mathbf{r}_A)$ is still, to a very good approximation, a product of A single particle wave functions obtained now from the solution of a non-linear Schrödinger equation, the well known Gross-Pitaevskii equation. However, in the general case where interactions between atoms are included, the ground state wave function $\Psi(\mathbf{r}_1, \mathbf{r}_2, \dots, \mathbf{r}_A)$ is modified from the simple form of Eq. (1). In that case a percentage of atoms is moving from the condensate orbit ψ_0 to higher orbits.

In the present work we adopt the following normalization of the wave function $\Psi(\mathbf{r}_1, \mathbf{r}_2, \dots, \mathbf{r}_A)$,

$$\int \Psi^*(\mathbf{r}_1, \mathbf{r}_2, \dots, \mathbf{r}_A)\Psi(\mathbf{r}_1, \mathbf{r}_2, \dots, \mathbf{r}_A)d\mathbf{r}_1 d\mathbf{r}_2 \cdots d\mathbf{r}_A = 1, \quad (2)$$

where the integration is carried out over the radius vectors $\mathbf{r}_1, \mathbf{r}_2, \dots, \mathbf{r}_A$.

A quantity characterizing very important aspects of a Bose gas (as well a variety of quantum many-body systems) is the one-body density matrix defined as in [22]

$$\rho(\mathbf{r}_1, \mathbf{r}'_1) = \int \Psi^*(\mathbf{r}_1, \mathbf{r}_2, \dots, \mathbf{r}_A)\Psi(\mathbf{r}'_1, \mathbf{r}_2, \dots, \mathbf{r}_A)d\mathbf{r}_2 \cdots d\mathbf{r}_A. \quad (3)$$

The one-body density matrix is connected to the position- and momentum-space properties of the Bose gas and in addition it is the quantity which gives the percentage of the condensate of the system.

The two-body density matrix is a generalization of the one-body density matrix and is defined as

$$\rho(\mathbf{r}_1, \mathbf{r}_2; \mathbf{r}'_1, \mathbf{r}'_2) = \int \Psi^*(\mathbf{r}_1, \mathbf{r}_2, \mathbf{r}_3, \dots, \mathbf{r}_A)\Psi(\mathbf{r}'_1, \mathbf{r}'_2, \mathbf{r}_3, \dots, \mathbf{r}_A)d\mathbf{r}_3 \cdots d\mathbf{r}_A. \quad (4)$$

The above density matrices are related by the following equation

$$\rho(\mathbf{r}_1, \mathbf{r}'_1) = \int \rho(\mathbf{r}_1, \mathbf{r}_2; \mathbf{r}'_1, \mathbf{r}_2) d\mathbf{r}_2. \quad (5)$$

The two-body density matrix is related directly to the interatomic interaction and its diagonal part provides the two-body density distribution $\rho(\mathbf{r}_1, \mathbf{r}_2)$ (expresses the joint probability of finding two atoms at the positions \mathbf{r}_1 and \mathbf{r}_2 , respectively), a key quantity of the present work

$$\rho(\mathbf{r}_1, \mathbf{r}_2) = \rho(\mathbf{r}_1, \mathbf{r}_2; \mathbf{r}'_1, \mathbf{r}'_2) |_{\mathbf{r}'_1=\mathbf{r}_1, \mathbf{r}'_2=\mathbf{r}_2}. \quad (6)$$

On the other hand the diagonal part of the one-body density matrix is just the density distribution of the Bose gas and expresses the probability of finding an atom at position \mathbf{r}_1

$$\rho(\mathbf{r}_1) = \rho(\mathbf{r}_1, \mathbf{r}'_1) |_{\mathbf{r}_1=\mathbf{r}'_1}. \quad (7)$$

The quantities $\rho(\mathbf{r}_1)$ and $\rho(\mathbf{r}_1, \mathbf{r}_2)$ are also related by the following integral

$$\rho(\mathbf{r}_1) = \int \rho(\mathbf{r}_1, \mathbf{r}_2) d\mathbf{r}_2. \quad (8)$$

Very interesting is also the description of the Bose gas in momentum-space via the quantities of the one- and two-body momentum distributions. The two-body momentum distribution $n(\mathbf{k}_1, \mathbf{k}_2)$ expresses the joint probability of finding two atoms with momentum \mathbf{k}_1 and \mathbf{k}_2 respectively and is given by a particular Fourier transform of the corresponding two-body density matrix $\rho(\mathbf{r}_1, \mathbf{r}_2; \mathbf{r}'_1, \mathbf{r}'_2)$

$$n(\mathbf{k}_1, \mathbf{k}_2) = \frac{1}{(2\pi)^6} \int \rho(\mathbf{r}_1, \mathbf{r}_2; \mathbf{r}'_1, \mathbf{r}'_2) \exp[i\mathbf{k}_1(\mathbf{r}_1 - \mathbf{r}'_1)] \exp[i\mathbf{k}_2(\mathbf{r}_2 - \mathbf{r}'_2)] d\mathbf{r}_1 d\mathbf{r}'_1 d\mathbf{r}_2 d\mathbf{r}'_2. \quad (9)$$

The one-body momentum distribution (or simply momentum distribution) $n(\mathbf{k})$, expresses the probability of finding an atom with momentum \mathbf{k} , and it is given by a particular Fourier transform of the one-body density matrix $\rho(\mathbf{r}_1, \mathbf{r}'_1)$

$$n(\mathbf{k}) = \frac{1}{(2\pi)^3} \int \rho(\mathbf{r}_1, \mathbf{r}'_1) \exp [i\mathbf{k}(\mathbf{r}_1 - \mathbf{r}'_1)] d\mathbf{r}_1 d\mathbf{r}'_1. \quad (10)$$

It can be shown easily that in the case where the Bose gas is described by the wave function of Eq. (1) the two-body density matrix is given by

$$\rho_0(\mathbf{r}_1, \mathbf{r}_2; \mathbf{r}'_1, \mathbf{r}'_2) = \rho_0(\mathbf{r}_1, \mathbf{r}'_1) \rho_0(\mathbf{r}_2, \mathbf{r}'_2), \quad (11)$$

where

$$\rho_0(\mathbf{r}_1, \mathbf{r}'_1) = \psi_0^*(\mathbf{r}_1)\psi_0(\mathbf{r}'_1). \quad (12)$$

From Eqs. (9), (10) and (11) we get

$$\begin{aligned} n_0(\mathbf{k}_1, \mathbf{k}_2) &= \frac{1}{(2\pi)^3} \int \rho_0(\mathbf{r}_1, \mathbf{r}'_1) \exp [i\mathbf{k}_1(\mathbf{r}_1 - \mathbf{r}'_1)] d\mathbf{r}_1 d\mathbf{r}'_1 \\ &\times \frac{1}{(2\pi)^3} \int \rho_0(\mathbf{r}_2, \mathbf{r}'_2) \exp [i\mathbf{k}_2(\mathbf{r}_2 - \mathbf{r}'_2)] d\mathbf{r}_2 d\mathbf{r}'_2 \\ &= n_0(\mathbf{k}_1)n_0(\mathbf{k}_2). \end{aligned} \quad (13)$$

Finally from Eqs. (10) and (12) we get

$$\begin{aligned} n_0(\mathbf{k}) &= \frac{1}{(2\pi)^{3/2}} \int \psi_0^*(\mathbf{r}_1) \exp [i\mathbf{k}\mathbf{r}_1] d\mathbf{r}_1 \\ &\times \frac{1}{(2\pi)^{3/2}} \int \psi_0(\mathbf{r}'_1) \exp [i\mathbf{k}\mathbf{r}'_1] d\mathbf{r}'_1 \\ &= \tilde{\psi}_0^*(\mathbf{k})\tilde{\psi}_0(\mathbf{k}). \end{aligned} \quad (14)$$

From Eq. (14) it is obvious that $\tilde{\psi}_0^*(\mathbf{k})$ is the particular Fourier transform of the single particle wave function $\psi_0(\mathbf{r})$.

2.1 Static Structure Factor

Spectroscopic studies have been used to assemble a complete understanding of the structure of atoms and simple molecules [31]. The static structure factor $S(k)$ is a fundamental quantity, connected with the atomic structure, and is the Fourier transform of the radial distribution function $g(r)$. $S(k)$ gives the magnitude of the density fluctuation in the system (atomic, molecular, electronic or nuclear) at wavelength $2\pi/k$, where k is the momentum transfer. In recent papers, the Bragg spectroscopic method was used to measure $S(k)$ either in the phonon regime [31] or/and in the single-particle regime [32].

The static structure factor in a finite system is defined as [33]

$$S(\mathbf{k}) = 1 + \frac{1}{N} \int e^{i\mathbf{k}(\mathbf{r}_1 - \mathbf{r}_2)} [\rho(\mathbf{r}_1, \mathbf{r}_2) - \rho(\mathbf{r}_1)\rho(\mathbf{r}_2)] d\mathbf{r}_1 d\mathbf{r}_2. \quad (15)$$

In the most general case the two-body density distribution $\rho(\mathbf{r}_1, \mathbf{r}_2)$ and the one-body density distribution $\rho(\mathbf{r})$ are connected via the following relation

$$\rho(\mathbf{r}_1, \mathbf{r}_2) = C\rho(\mathbf{r}_1)\rho(\mathbf{r}_2)f^2(r_{12}) = C\rho(\mathbf{r}_1)\rho(\mathbf{r}_2)g(r_{12}), \quad (16)$$

where $g(r_{12})$ is the radial distribution function and C is the normalization factor which ensures that

$$\int \rho(\mathbf{r}_1, \mathbf{r}_2) d\mathbf{r}_1 d\mathbf{r}_2 = N(N - 1). \quad (17)$$

We also consider that

$$\int \rho(\mathbf{r}_1) d\mathbf{r}_1 = N, \quad (18)$$

where N is the number of the atoms of the Bose condensate.

In the uncorrelated case (non-interacting gas) the radial distribution function is $g(r_{12}) = 1$ (absence of correlations), and the two-body density distribution becomes

$$\rho(\mathbf{r}_1, \mathbf{r}_2) = \frac{N - 1}{N} \rho(\mathbf{r}_1) \rho(\mathbf{r}_2). \quad (19)$$

Using Eq. (16), Eq. (15) is written as

$$S(\mathbf{k}) = 1 + \frac{1}{N} \int \exp [i\mathbf{k}(\mathbf{r}_1 - \mathbf{r}_2)] \rho(\mathbf{r}_1) \rho(\mathbf{r}_2) [Cg(r_{12}) - 1] d\mathbf{r}_1 d\mathbf{r}_2. \quad (20)$$

Conditions (17) and (18) ensure that $S(0) = 0$.

The integration in Eq. (20) can be performed if the function $g(r)$ is known. $g(r)$ must obey the rules $g(r = 0) = 0$ and $\lim_{r \rightarrow \infty} g(r) \rightarrow 1$. The first rule introduces the repulsive correlations between the atoms and the second the absence of such correlations in long distances. In general the form of $S(k)$ is affected appreciably from the form of $g(r)$. More specifically, the long range behavior of $g(r)$ affects $S(k)$ for small values of k while its short range behavior affects $S(k)$ for large values of k as a direct consequence of the Fourier transform theory.

2.2 Natural Orbitals and Natural Occupation Numbers

In the case of the inclusion of the inter-particle interactions between the atoms, which give rise to the depletion of the condensate, the one-body density matrix is written [34]

$$\rho(\mathbf{r}_1, \mathbf{r}'_1) = n_0 \psi_0^*(\mathbf{r}_1) \psi_0(\mathbf{r}'_1) + \sum_{i \neq 0} n_i \psi_i^*(\mathbf{r}_1) \psi_i(\mathbf{r}'_1), \quad (21)$$

where $\sum_i n_i = 1$. The sum $\sum_{i \neq 0} n_i \psi_i^*(\mathbf{r}_1) \psi_i(\mathbf{r}'_1)$ is the contribution arising from the atoms out of the condensate. The eigenfunctions $\psi_i(\mathbf{r})$, which are called natural orbitals (NO's), and the eigenvalues n_i , called natural occupation numbers (NON's),

are obtained by diagonalizing the one-body density matrix through the eigenvalue equation

$$\int \rho(\mathbf{r}_1, \mathbf{r}'_1) \psi_i(\mathbf{r}'_1) d\mathbf{r}'_1 = n_i \psi_i(\mathbf{r}_1). \quad (22)$$

The condition, generally adopted, for the existence of condensation is that there should be one eigenvalue n_i which is of the order of the number of the particles in the trap.

The NO's $\psi_i(\mathbf{r}_1)$ and the NON's n_i are obtained by diagonalizing the one-body density matrix through the eigenvalue equation (22) by expanding first the one-body density matrix in a series of Legendre polynomials $P_l(x)$

$$\rho(\mathbf{r}, \mathbf{r}') = \rho(r, r', \cos \omega_{rr'}) = \sum_{l=0}^{\infty} \rho_l(r, r') P_l(\cos \omega_{rr'}), \quad (23)$$

where $\rho_l(r, r')$ are the coefficients of the expansion

$$\rho_l(r, r') = \frac{2l+1}{2} \int_{-1}^1 \rho(r, r', \cos \omega_{rr'}) P_l(\cos \omega_{rr'}) d(\cos \omega_{rr'}). \quad (24)$$

From the Eqs. (22), (23) and (24) the eigenvalue equation is written

$$4\pi \int_0^{\infty} \rho_l(r, r') \varphi_{nl}^{NO}(r') r'^2 dr' = n_{nl}^{NO} \varphi_{nl}^{NO}(r), \quad (25)$$

where $\varphi_{nl}^{NO}(r)$ is the radial part of $\psi_i(\mathbf{r})$ ($\psi_i(\mathbf{r}) = \varphi_{nl}^{NO}(r) Y_{lm}(\Omega_r)$).

3 Jastrow type Correlated Properties of a Trapped Bose Gas

3.1 Correlated Density Matrices

A dilute trapped Bose gas can be studied using the lowest-order approximation [13]. In this approximation the two-body density matrix has the form [23, 24]

$$\rho(\mathbf{r}_1, \mathbf{r}_2; \mathbf{r}'_1, \mathbf{r}'_2) = N_0 \rho_0(\mathbf{r}_1, \mathbf{r}'_1) \rho_0(\mathbf{r}_2, \mathbf{r}'_2) f(|\mathbf{r}'_1 - \mathbf{r}'_2|) f(|\mathbf{r}_1 - \mathbf{r}_2|), \quad (26)$$

where $f(|\mathbf{r}_1 - \mathbf{r}_2|)$ is the Jastrow correlation function, which depends on the inter-particle distance and N_0 is the normalization factor which ensures that

$$\int \rho(\mathbf{r}_1, \mathbf{r}_2; \mathbf{r}'_1, \mathbf{r}'_2) |_{(\mathbf{r}_1=\mathbf{r}'_1, \mathbf{r}_2=\mathbf{r}'_2)} d\mathbf{r}_1 d\mathbf{r}_2 = 1.$$

The diagonal part of $\rho(\mathbf{r}_1, \mathbf{r}_2; \mathbf{r}'_1, \mathbf{r}'_2)$ that is the two body density distribution takes the form

$$\rho(\mathbf{r}_1, \mathbf{r}_2) = N_0 \rho_0(\mathbf{r}_1) \rho_0(\mathbf{r}_2) f^2(r_{12}), \quad (27)$$

while the one-body density matrix is given by the integral

$$\rho(\mathbf{r}_1, \mathbf{r}'_1) = N_0 \rho_0(\mathbf{r}_1, \mathbf{r}'_1) \int \rho_0(\mathbf{r}_2, \mathbf{r}_2) f(|\mathbf{r}'_1 - \mathbf{r}_2|) f(|\mathbf{r}_1 - \mathbf{r}_2|) d\mathbf{r}_2. \quad (28)$$

The density distribution, which is the diagonal part of $\rho(\mathbf{r}_1, \mathbf{r}'_1)$, can also be obtained from the integral

$$\rho(\mathbf{r}) = \int \rho(\mathbf{r}, \mathbf{r}_2) d\mathbf{r}_2 = N_0 \rho_0(\mathbf{r}) \int \rho_0(\mathbf{r}_2) f^2(|\mathbf{r} - \mathbf{r}_2|) d\mathbf{r}_2. \quad (29)$$

In the present work we consider that the atoms are confined in an isotropic HO well where the normalized to 1 ground state single particle wave function $\psi_0(r)$ has the form of a Gaussian given by the formula

$$\psi_0(r) = \left(\frac{1}{\pi b^2} \right)^{3/4} \exp \left[-\frac{r^2}{2b^2} \right], \quad \text{where the width } b = \left(\frac{\hbar}{m\omega} \right)^{1/2},$$

while the density distribution has the form $\rho_0(\mathbf{r}) = |\psi_0(\mathbf{r})|^2$. The correlation function $f(r_{12})$ is taken to be of the form

$$f(r) = 1 - \exp \left[-\frac{yr^2}{b^2} \right], \quad (30)$$

where $r = |\mathbf{r}_1 - \mathbf{r}_2|$. The correlation function $f(r)$ goes to 1 for large values of r and goes to 0 for $r \rightarrow 0$. It is obvious that the effect of the correlations introduced by the function $f(r)$, becomes large when the correlation parameter y becomes small and vice versa.

The above defined correlation function was used in [23, 24] to find analytical expressions of the one-body density matrices in position and momentum spaces and static structure factor, while the NO's and NON's are calculated numerically employing Eq. (25).

The analytical expression of the two-body density matrix obtained from Eq. (26) has the form

$$\rho(\mathbf{r}_1, \mathbf{r}_2, \mathbf{r}'_1, \mathbf{r}'_2) = \frac{N_0}{\pi^3 b^6} \left(O_1(\mathbf{r}_1, \mathbf{r}_2, \mathbf{r}'_1, \mathbf{r}'_2) - O_{21}(\mathbf{r}_1, \mathbf{r}_2, \mathbf{r}'_1, \mathbf{r}'_2) - O_{22}(\mathbf{r}_1, \mathbf{r}_2, \mathbf{r}'_1, \mathbf{r}'_2) + O_{23}(\mathbf{r}_1, \mathbf{r}_2, \mathbf{r}'_1, \mathbf{r}'_2) \right), \quad (31)$$

where N_0 is the normalization factor of the form [24]

$$N_0 = \left[1 - \frac{2}{(1+2y)^{3/2}} + \frac{1}{(1+4y)^{3/2}} \right]^{-1} \quad (32)$$

and

$$\begin{aligned} O_1(\mathbf{r}_1, \mathbf{r}_2, \mathbf{r}'_1, \mathbf{r}'_2) &= \exp \left[-\frac{r_{1b}^2 + r'_{1b}{}^2 + r_{2b}^2 + r'_{2b}{}^2}{2} \right], \\ O_{21}(\mathbf{r}_1, \mathbf{r}_2, \mathbf{r}'_1, \mathbf{r}'_2) &= \exp \left[-\frac{r_{1b}^2 + r'_{1b}{}^2}{2} \right] \exp \left[-\frac{(1+2y)(r'_{1b}{}^2 + r'_{2b}{}^2)}{2} \right] \exp [2y\mathbf{r}'_{1b}\mathbf{r}'_{2b}], \\ O_{22}(\mathbf{r}_1, \mathbf{r}_2, \mathbf{r}'_1, \mathbf{r}'_2) &= \exp \left[-\frac{r'_{1b}{}^2 + r'_{2b}{}^2}{2} \right] \exp \left[-\frac{(1+2y)(r_{1b}^2 + r_{2b}^2)}{2} \right] \exp [2y\mathbf{r}_{1b}\mathbf{r}_{2b}], \\ O_{23}(\mathbf{r}_1, \mathbf{r}_2, \mathbf{r}'_1, \mathbf{r}'_2) &= \exp \left[-\frac{(1+2y)(r_{1b}^2 + r'_{1b}{}^2 + r_{2b}^2 + r'_{2b}{}^2)}{2} \right] \exp [2y(\mathbf{r}_{1b}\mathbf{r}_{2b} + \mathbf{r}'_{1b}\mathbf{r}'_{2b})]. \end{aligned}$$

where $r_b = r/b$.

The two-body density distribution in accordance with Eq. (6) is given by

$$\rho(\mathbf{r}_1, \mathbf{r}_2) = \frac{N_0}{\pi^3 b^6} \exp[-r_{1b}^2] \exp[-r_{2b}^2] \left(1 - \exp[-y(\mathbf{r}_{1b} - \mathbf{r}_{2b})^2] \right)^2. \quad (33)$$

The analytical expressions of the one-body density matrix obtained from Eq. (28) has the form [23]

$$\rho(\mathbf{r}, \mathbf{r}') = \frac{N_0}{\pi^{3/2} b^3} [O_1(\mathbf{r}, \mathbf{r}') - O_{21}(\mathbf{r}, \mathbf{r}') - O_{22}(\mathbf{r}, \mathbf{r}') + O_{23}(\mathbf{r}, \mathbf{r}')], \quad (34)$$

where the one- and the two-body terms of the expansion in the low order approximation have the forms

$$O_1(\mathbf{r}, \mathbf{r}') = \exp \left[-\frac{r_b^2 + r_b'^2}{2} \right], \quad (35)$$

$$O_{21}(\mathbf{r}, \mathbf{r}') = \frac{1}{(1+y)^{3/2}} \exp \left[-\frac{1+3y}{1+y} \frac{r_b^2}{2} - \frac{r_b'^2}{2} \right], \quad (36)$$

$$O_{22}(\mathbf{r}, \mathbf{r}') = O_{21}(\mathbf{r}', \mathbf{r}), \quad (37)$$

$$\begin{aligned} O_{23}(\mathbf{r}, \mathbf{r}') &= \frac{1}{(1+2y)^{3/2}} \exp \left[-(1+2y) \frac{r_b^2 + r_b'^2}{2} \right] \\ &\times \exp \left[\frac{y^2}{1+2y} (\mathbf{r}_b + \mathbf{r}_b')^2 \right], \end{aligned} \quad (38)$$

The analytical expression of the density distribution can be found from Eq. (34), putting $\mathbf{r}' = \mathbf{r}$

$$\begin{aligned} \rho(r) = & \frac{N_0}{\pi^{3/2}b^3} \left(\exp[-r_b^2] - \frac{2}{(1+y)^{3/2}} \exp\left[-\frac{1+2y}{1+y}r_b^2\right] \right. \\ & \left. + \frac{1}{(1+2y)^{3/2}} \exp\left[-\frac{1+4y}{1+2y}r_b^2\right] \right). \end{aligned} \quad (39)$$

The two-body momentum distribution is calculated from the integral of Eq. (9) and has the form

$$\begin{aligned} n(\mathbf{k}_1, \mathbf{k}_2) = & \frac{b^6}{\pi^3} N_0 \exp[-k_{1b}^2] \exp[-k_{2b}^2] \\ & \times \left(1 - \frac{1}{(1+4y)^{3/2}} \exp\left[-\frac{y}{1+4y}(\mathbf{k}_{1b} - \mathbf{k}_{2b})^2\right] \right)^2, \end{aligned} \quad (40)$$

while the momentum distribution can be found analytically using Eq. (10) and has the form

$$\begin{aligned} n(k) = & \frac{N_0 b^3}{\pi^{3/2}} \left(\exp[-k_b^2] - \frac{2}{(1+3y)^{3/2}} \exp\left[-\frac{1+2y}{1+3y}k_b^2\right] \right. \\ & \left. + \frac{1}{(1+2y)^{3/2}(1+4y)^{3/2}} \exp\left[-\frac{1}{1+2y}k_b^2\right] \right), \end{aligned} \quad (41)$$

where $k_b = kb$.

The above analytical expressions of $\rho(r)$ and $n(k)$ have been used to find the analytical expressions of the mean square radius and kinetic energy of the trapped gas. The expressions we found, for $\langle r^2 \rangle$ and $\langle T \rangle$, are

$$\langle r^2 \rangle = N_0 b^2 \left[\frac{3}{2} - 3 \frac{1+y}{(1+2y)^{5/2}} + \frac{3}{2} \frac{1+2y}{(1+4y)^{5/2}} \right] \quad (42)$$

and

$$\langle T \rangle = N_0 \hbar \omega \left[\frac{3}{4} - \frac{3}{2} \frac{1+3y}{(1+2y)^{5/2}} + \frac{3}{4} \frac{1+2y}{(1+4y)^{3/2}} \right]. \quad (43)$$

These expressions, which for a given HO trap are functions of the correlation parameter y , could be used to find the value of y from Eq. (42), if the rms radius of the trapped atoms is known and then to define $\langle T \rangle$ from Eq. (43) and vice versa. For very large values of y Eqs. (42) and (43) give the HO expressions of $\langle r^2 \rangle$ and $\langle T \rangle$, i.e. $\langle r^2 \rangle = \frac{3}{2}b^2$ and $\langle T \rangle = \frac{3}{4}\hbar\omega$, respectively.

The calculation of the density distribution of a trapped Bose gas, confined in an isotropic HO potential with length $b = 10^4 \text{ \AA}$, has been carried out on

the basis of Eq. (39) [23]. The dependence of the density distribution on the parameter y , including also the uncorrelated case ($y = \infty$), has been plotted in Fig. 1(a). It is seen that, the large values of y ($y > 10$) correspond to the Gaussian distribution (HO case), while when y becomes small enough ($y < 1$) the density distribution spreads out as in Gross-Pitaevskii's theory [23]. For $y > 10$ the effect of correlations is small, while for very large correlations ($y \lesssim 0.1$) the density distribution is modified entirely compared to the Gaussian form originating from the HO trap.

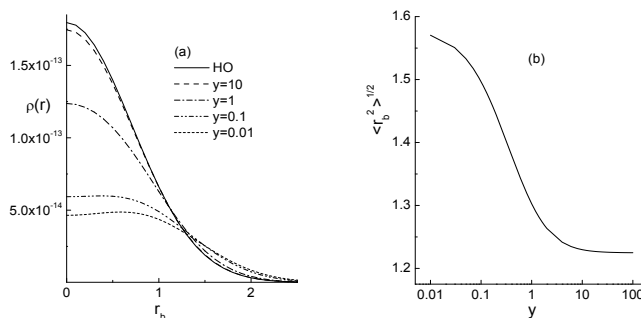


Figure 1: (a) The density distribution $\rho(r)$ versus $r_b = r/b$ ($b = 10^4 \text{ \AA}$) for various values of the parameter y . The normalization is $\int \rho(\mathbf{r}) d\mathbf{r} = 1$. (b) The rms radius, $\sqrt{\langle r_b^2 \rangle}$, versus the parameter y .

The rms radius of the Bose gas has also been calculated analytically from Eq. (42) for various values of the parameter y . From Fig. 1(b), it is seen that $\sqrt{\langle r_b^2 \rangle}$ ($r_b = r/b$) is a decreasing function of the parameter y and for $y > 10$ approaches the rms radius of the uncorrelated case.

3.2 Natural Orbitals and Natural Occupations Numbers

The NO's and the NON's were calculated [23], by diagonalizing the one-body density matrix through Eq. (25). The NON n_{1s} , gives directly the condensation fraction n_0 as a result of the repulsive interaction between the atoms of the Bose gas at zero temperature. The NON's for the $1s$, $1p$, $1d$ and $1f$ states are given in Table 1. It seems that, for strong correlations, a fraction of atoms spread out into many states. The condensation fraction n_{1s} , versus the parameter $\frac{1}{y}$ is plotted in Fig. 2. From that figure and from Table 1 it is seen that the effect

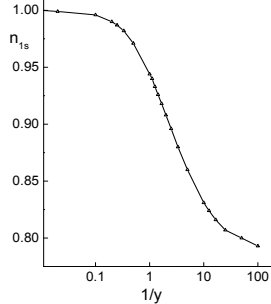


Figure 2: The condensate fraction n_{1s} , at zero temperature, for interacting atoms versus $1/y$.

y	n_{1s}	n_{1p}	n_{1d}	n_{1f}	Sum
100.00	0.99988	-	-	-	0.99988
10.00	0.99634	0.00063	0.00042	0.00042	0.99781
5.00	0.99055	0.00273	0.00108	0.00108	0.99544
2.50	0.97771	0.00960	0.00186	0.00186	0.99103
1.00	0.94422	0.03462	0.00172	0.00172	0.98228
0.50	0.90815	0.06830	0.00082	0.00082	0.97809
0.10	0.83097	0.15185	0.00001	0.00001	0.98284
0.01	0.79273	0.19414	-	-	0.98687

Table 1: The natural occupation numbers for various values of the correlation parameter y [23].

of the correlations on n_{1s} is small and all the atoms occupy the $1s$ ground state, when $y > 10$. The effect of the correlations is prominent when $y < 10$, while the decrease of the parameter y (strong correlations) induces a significant depletion of the condensed atoms spreading them into many states.

The NO's of the states $1s$, $1p$ and $1d$ for $y = 1$ are shown in Fig. 3. It is seen that the interatomic correlations in the $1s$ -state spread out the ground state wave function and consequently the condensation appears in the outer region of the trap. From the same figure it is obvious that the NO's of the $1p$ and $1d$ states are much more localized in coordinate space than the equivalent HO orbitals.

The momentum distribution can be calculated analytically from Eq. (41) or by Fourier transform of the NO's. The momentum distribution calculated analytically for various values of the parameter y has been plotted in Fig. 4(a). It is seen that

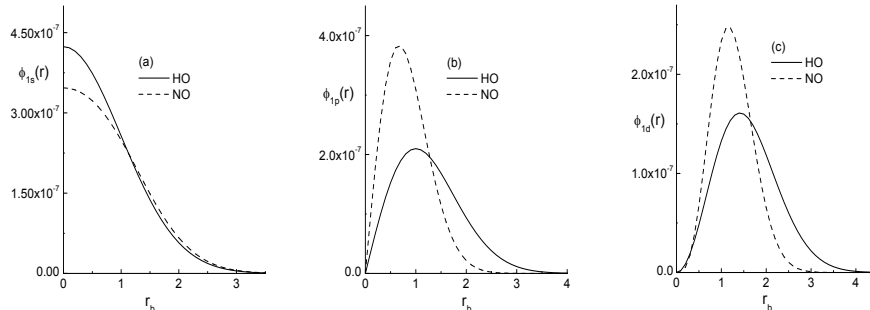


Figure 3: The NO's (dot lines) versus r_b ($r_b = r/b$) of the states (a) 1s, (b) 1p, and (c) 1d obtained by diagonalization of the one-body density matrix (for $y=1$). The solid lines correspond to the HO wave-function with the trap length $b = 10^4 \text{ \AA}$.

the large values of y ($y > 10$) correspond to the Gaussian distribution, while when y becomes small enough ($y < 1$) the momentum distribution has a sharp maximum for $k = 0$. The momentum distribution of the 1s NO state as well as of the rest of the NO states for $y = 0.1$ are shown and compared with the total momentum distribution in Fig. 4(b). It is obvious that although the 1s NO state gives the main contribution to the momentum distribution, the additional NO states contribute to the momentum distribution mainly in the large values of the momentum k .

The dependence of the mean kinetic energy $\langle T \rangle$ on the parameter y calculated analytically, using Eq. (43), is presented in Fig. 4(c). It is seen that $\langle T \rangle$ has a maximum for $y \simeq 2.5$. It is interesting to note that for the same value of the parameter y the NON's of the states 1d and 1f have the same value as can be seen from Table 1. The contribution of the 1s NO state and of the rest of the NO states to $\langle T \rangle$ are shown in the same figure. It is seen that, for large values of the parameter y (weak correlations) the main contribution to $\langle T \rangle$ comes from the 1s NO state, while for strong correlations there is a significant contribution coming from the NO's of the additional states.

A few comments are appropriate. In this section we study the behavior of various condensate quantities treated in the Jastrow manner, which introduces one parameter. The determination of that parameter could be made by fit of the theoretically calculated quantities (density distribution, momentum distribution, $\sqrt{\langle r^2 \rangle}$, and $\langle T \rangle$) to the experimental ones as we mentioned in the end of subsection 3.1, provided that there are experimental data for the corresponding quantities.

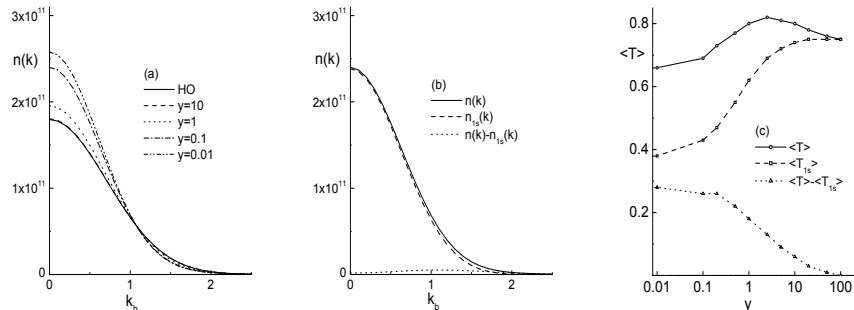


Figure 4: (a) The normalized to 1 momentum distribution versus k_b ($k_b = kb$) for various values of the correlation parameter y . (b) The momentum distribution and the contribution to it from the NO's of the $1s$ NO state and of the rest of the NO states (for $y = 0.1$). (c) The mean kinetic energy per atom, $\langle T_b \rangle$ ($T_b = T/(\hbar\omega)$), versus y . The solid curve corresponds to the total values of $\langle T_b \rangle$, while dashed and dotted lines are the contributions to the total $\langle T_b \rangle$ of the NO's of the $1s$ NO state and of the rest of the NO states, respectively.

It could be determined also by using the density distribution or the two-body density matrix as a trial one and applying the variation principle to the ground state energy of the system. The present approach is quite frequent in the study of the quantum many body problem when the solution of the Schrödinger equation is very difficult. It should be noted also that in the present work there is not a direct dependence between the condensation and the number of the atoms. The inter-particle correlations are incorporated in the mean field only by the correlation function which, in some way, depends on the effective size of the atoms. That dependence can be found from the information entropy S using the linear dependence of S on $\ln(Na_b)$ and the linear dependence of S on $\ln(\frac{1}{y})$ (see Sec. 5.1).

3.3 Static Structure Factor

In order to calculate the static structure factor in the framework of the atomic calculations we choose two trial forms for $g(r)$ [25]. The first one is a gaussian type which has been extensively and successfully used for the study of similar problems in atomic physics (Bose gas, liquid helium) as well in nuclear physics.

The relevant $g(r)$ and the entailed $S(k)$ (Case 1) are

$$\begin{aligned}
g(r) &= 1 - \exp[-\beta r^2], \\
S(k) &= 1 + N(C_1 - 1) \exp\left[-\frac{k_b^2}{2}\right] \\
&\quad - \frac{NC_1}{(1 + 2y^2)^{3/2}} \exp\left[-\frac{k_b^2}{2}(1 + 2y)\right], \tag{44}
\end{aligned}$$

where $k_b = kb$, $y = \beta b^2$, β is the correlation parameter and C_1 is the normalization factor.

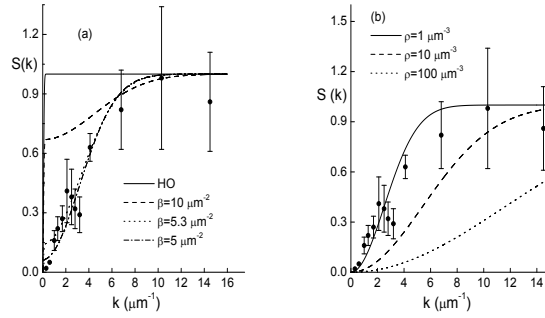


Figure 5: The static structure factor $S(k)$ of the trapped Bose gas in various cases versus the momentum k , (a) in Case 1 for various values of the correlation parameter β as well as for the uncorrelated case (harmonic oscillator), (b) in Case 2 for the least squares best fit value of the parameter a . The experimental points are from reference [32]. For the various cases see text.

The second trial function $g(r)$ and the relevant $S(k)$ (Case 2) are of the form

$$\begin{aligned}
g(r) &= 1 - \frac{\sin^4 ar}{(ar)^4}, \\
S(k) &= 1 + N(C_2 - 1) \exp\left[-\frac{k_b^2}{2}\right] \\
&\quad - \frac{NC_2}{2^{15/2} ab \pi k_b} \sum_{i=1}^5 \alpha_i \left[\beta_i \exp\left[-\frac{\beta_i^2}{4}\right] + \sqrt{\pi} \left(1 + \frac{\beta_i^2}{2}\right) \operatorname{erf}\left(\frac{\beta_i}{2}\right) \right], \tag{45}
\end{aligned}$$

where a is the correlation parameter, α_i are known coefficients, $\beta_i = \beta_i(a, b, k_b)$, $\operatorname{erf}(z) = \frac{2}{\sqrt{\pi}} \int_0^z e^{-t^2} dt$ and C_2 is the normalization factor [25].

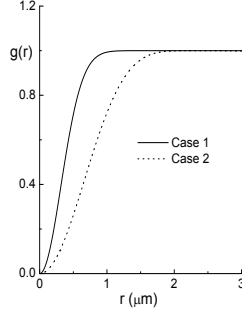


Figure 6: The radial distribution function $g(r)$ for Case 1 and 2 (corresponding to inhomogeneous Bose gas) with the best fit values of the correlation parameters.

The behavior of $S(k)$, in Case 1, for various values of the correlation parameter β is shown in Fig. 5(a). It is obvious that the effect of correlations, induced by the function $g(r)$, becomes large when the parameter β becomes small and vice versa. The case where $\beta \rightarrow \infty$, corresponds to the uncorrelated case (HO). For the values of k employed in the experiment of Ref. [32] (hereafter EXP) the prediction of the HO model is always close to 1 for $S(k)$. When the correlation parameter β decreases considerably (strong correlations) the theoretical prediction of $S(k)$ is in good agreement with the experimental data. The value $\beta=5.3 \mu\text{m}^{-2}$ gives the best least squares fit in that case. In general the gaussian form of $g(r)$, in spite of its simplicity, reproduces fairly well the experimental data of EXP, both in low and high values of the momentum k . Within our theoretical model, the gaussian type of $g(r)$ is flexible enough to obtain values for $S(k)$ in agreement with the experimental data.

Fig. 5(b) displays the results in Case 2, which are compared with those of the data of EXP. The model reproduces well the experimental data in the range $1.5\text{-}3 \mu\text{m}^{-1}$ (with best least squares fit value $a = 1.34 \mu\text{m}^{-1}$), but fails in the range $k > 3 \mu\text{m}^{-1}$. The main drawback of this model is the predicted negative values of $S(k)$ in the range close to $k = 0$ when the correlation parameter a decreases considerably (strong correlation case).

The correlation function $g(r)$ corresponding to Cases 1 and 2 for the correlation parameters $\beta=5.3 \mu\text{m}^{-2}$ and $a = 1.34 \mu\text{m}^{-1}$ respectively is sketched in Fig. 6. Those values of the parameters β and a give the best x^2 value in the fit of the theoretical expressions of $S(k)$ to the data of EXP. The most striking feature in Case 2 is the existence of strong correlations, introduced by $g(r)$, in order to

reproduce the experimental data of $S(k)$. It is worthwhile to point out that $g(r)$, in Case 2, exhibits fluctuations in the range $r > 2 \mu\text{m}$ but this is not visible in Fig. 6.

The possibility of a linear dependence of $S(k)$ on k for small values of k , as predicted from other works [33], is prohibitive, on the basis of Eq. (15) at least in the case where the trap is an harmonic oscillator one. That can be seen considering the ground state wave function to be the harmonic oscillator one and transforming \mathbf{r}_1 and \mathbf{r}_2 in Eq. (15) into the coordinates of the relative motion ($\mathbf{r} = \mathbf{r}_1 - \mathbf{r}_2$) and the center of mass motion ($\mathbf{R} = (\mathbf{r}_1 + \mathbf{r}_2)/2$). After some algebra $S(\mathbf{k})$ takes the form

$$S(\mathbf{k}) \sim \int \exp[i\mathbf{k}\mathbf{r}] \exp[-r_b^2] [Cg(r) - 1] d\mathbf{r}. \quad (46)$$

For finite systems, as a trapped Bose gas, we can expand the exponential $\exp[i\mathbf{k}\mathbf{r}]$, since \mathbf{r} is bounded. Thus:

$$\exp[i\mathbf{k}\mathbf{r}] = 1 + i\mathbf{k}\mathbf{r} + \frac{(i\mathbf{k}\mathbf{r})^2}{2!} + \frac{(i\mathbf{k}\mathbf{r})^3}{3!} + \dots \quad (47)$$

Substituting Eq. (47) into Eq. (46) and taking into account that the terms with odd powers of k do not contribute to the integral, $S(k)$ takes the form

$$S(k) \sim a_1 k^2 + a_2 k^4 + \dots \quad (48)$$

Hence, for small values of k , $S(k)$ depends linearly on k^2 . The gaussian factor $\exp[-r_b^2]$, originating from the harmonic oscillator wave function of the trapped Bose gas, ensures the convergence of the integrals a_i corresponding to the even powers of the expansion [25].

4 Quantum-Information properties of trapped Bose gas

4.1 Shannon Information Entropy

The Boltzmann-Gibbs-Shannon information entropy [36, 37] of a finite probability distribution (p_1, p_2, \dots, p_k) is defined as the quantity

$$S = - \sum_{i=1}^k p_i \ln p_i, \quad (49)$$

with the constraint: $\sum_{i=1}^k p_i = 1$. S is measured in bits if the base of the logarithm is 2 and nats (natural units of information) if the logarithm is natural.

S appears in different areas: information theory, ergodic theory and statistical mechanics. It is closely related to the entropy and disorder in thermodynamics. The maximum value of S is obtained if $p_1 = p_2 = \dots = p_k = \frac{1}{k}$ i.e. $S_{max} = \ln k$. The minimum value of S is found when one of the p_i 's is equal 1 and all the others are equal to 0. Then $S_{min} = 0$. The above definition holds for discrete probability distributions [35]. In quantum mechanics we are often interested in a continuous probability distribution $p(x)$. In this case the obvious generalization of Eq. (49) is the information entropy

$$S = - \int p(x) \ln p(x) dx, \quad (50)$$

where $\int p(x) dx = 1$. Now $p(x)$ is a quantum mechanical probability distribution and S may be called the quantum entropy [38]. S indicates the amount of disorder or randomness (uncertainty) in a physical system. Shannon considered this uncertainty attached to the system as the amount of information carried by the system. If a physical system has a large uncertainty and one obtains information on the system by some procedure, as a measurement, then the information is more valuable than that received from a system having less uncertainty. Thus, before a measurement, the uncertainty of the position of a particle is small for a localized probability distribution, while for a diffuse distribution is large. The same holds for the missing information due to a limited knowledge of the system via a probability distribution. After the measurement the gain in information for a localized distribution is smaller than the corresponding gain for a diffuse distribution.

An important step is the discovery of an entropic uncertainty relation (EUR) [39], which for a three-dimensional system has the form

$$S = S_r + S_k \geq 3(1 + \ln \pi) \simeq 6.434, \quad (51)$$

where S_r is the information entropy in position-space of the density distribution $\rho(\mathbf{r})$ of a quantum system

$$S_r = - \int \rho(\mathbf{r}) \ln \rho(\mathbf{r}) d\mathbf{r}, \quad (52)$$

and S_k is the information entropy in momentum-space of the corresponding momentum distribution $n(\mathbf{k})$

$$S_k = - \int n(\mathbf{k}) \ln n(\mathbf{k}) d\mathbf{k}. \quad (53)$$

The total information entropy is given by

$$S = S_r + S_k. \quad (54)$$

The density distributions $\rho(\mathbf{r})$ and $n(\mathbf{k})$ are normalized to one. Inequality (51), for the information entropy sum in conjugate spaces, is a joint measure of uncertainty of a quantum mechanical distribution, since a highly localized $\rho(\mathbf{r})$ is associated with a diffuse $n(\mathbf{k})$, leading to low S_r and high S_k and vice-versa. Expression (51) is an information-theoretical relation stronger than Heisenberg's.

In previous work we proposed a universal property of S for the density distributions of nuclei, electrons in atoms and valence electrons in atomic clusters [40]. This property has the form

$$S = a + b \ln N, \quad (55)$$

where N is the number of particles of the system and the parameters a, b depend on the system under consideration. It is noted that recently we have obtained the same form for systems of correlated bosons in a trap [30]. This concept was also found to be useful in a different context. Using the formalism in phase-space of Ghosh, Berkowitz and Parr [41], we found that the larger the information entropy, the better the quality of the nuclear density distribution [42]. Recently the Shannon information entropy has been applied successfully to the study of the free expansion of impenetrable bosons on the one-dimensional optical lattices [43].

4.2 Onicescu's Information Entropy

Onicescu tried to define a finer measure of dispersion distributions than that of Shannon's information entropy [44]. Thus, he introduced the concept of information energy E . For a discrete probability distribution (p_1, p_2, \dots, p_k) the information energy E is defined by

$$E = \sum_i^k p_i^2, \quad (56)$$

which is extended for a continuous density distribution $\rho(x)$ as

$$E = \int \rho^2(x) dx. \quad (57)$$

The meaning of (57) can be seen by the following simple argument: For a Gaussian distribution of mean value μ , standard deviation σ and normalized density

$$\rho(x) = \frac{1}{\sqrt{2\pi}\sigma} \exp\left[-\frac{(x-\mu)^2}{2\sigma^2}\right], \quad (58)$$

relation (57) gives

$$E = \frac{1}{2\pi\sigma^2} \int_{-\infty}^{\infty} \exp\left[-\frac{(x-\mu)^2}{\sigma^2}\right] dx = \frac{1}{2\sigma\sqrt{\pi}}. \quad (59)$$

E is maximum if one of the p_i 's equals 1 and all the others are equal to zero i.e. $E_{max} = 1$, while E is minimum when $p_1 = p_2 = \dots = p_k = \frac{1}{k}$, hence $E_{min} = \frac{1}{k}$ (total disorder). E has been called information energy, although it does not have the dimension of energy [45]. This is due to the fact that E becomes minimum for equal probabilities (total disorder), by analogy with thermodynamics.

It is seen from (59) that the greater the information energy, the more concentrated is the probability distribution, while the information content decreases. E and information content are reciprocal, hence one can define the quantity [24]

$$O = \frac{1}{E}, \quad (60)$$

as a measure of the information content of a quantum system corresponding to Onicescu's information energy.

Relation (57) is extended for a 3-dimensional spherically symmetric density and momentum distribution as follow $\rho(\mathbf{r})$

$$\begin{aligned} E_r &= \int \rho^2(\mathbf{r}) d\mathbf{r} \\ E_k &= \int n^2(\mathbf{k}) d\mathbf{k}. \end{aligned} \quad (61)$$

E_r has dimension of inverse volume, while E_k of volume. Thus the product $E_r E_k$ is dimensionless and can serve as a measure of concentration (or information content) of a quantum system. It is also seen from (59),(60) that E increases as σ decreases (or concentration increases) and the information (or uncertainty) decreases. Thus O and E are reciprocal. In order to be able to compare O with Shannon's entropy S , we redefine O as

$$O = \frac{1}{E_r E_k}, \quad (62)$$

as a measure of the information content of a quantum system in both position and momentum spaces, inspired by Onicescu's definition.

4.3 Landsberg's Order Parameter

Landsberg [46] defined the order parameter Ω (or disorder Δ) as

$$\Omega = 1 - \Delta = 1 - \frac{S}{S(\max)}, \quad (63)$$

where S is the information entropy (actual) of the system and $S(\max)$ the maximum entropy accessible to the system. Thus the concepts of entropy and disorder

are decoupled and it is possible for the entropy and order to increase simultaneously. It is noted that $\Omega = 1$ corresponds to perfect order and predictability, while $\Omega = 0$ means complete disorder and randomness.

4.4 Two-body information entropies

The two-body Shannon information entropy both in position- and momentum-space and in total are defined respectively [24, 47, 48]

$$S_{2r} = - \int \rho(\mathbf{r}_1, \mathbf{r}_2) \ln \rho(\mathbf{r}_1, \mathbf{r}_2) d\mathbf{r}_1 d\mathbf{r}_2 \quad (64)$$

$$S_{2k} = - \int n(\mathbf{k}_1, \mathbf{k}_2) \ln n(\mathbf{k}_1, \mathbf{k}_2) d\mathbf{k}_1 d\mathbf{k}_2, \quad (65)$$

$$S_2 = S_{2r} + S_{2k}. \quad (66)$$

The one-body Onicescu's information entropy is already defined in (61) and (62), where the generalization to the two-body information entropy is straightforward and is given by

$$O_2 = \frac{1}{E_{2r} E_{2k}}, \quad (67)$$

where

$$\begin{aligned} E_{2r} &= \int \rho^2(\mathbf{r}_1, \mathbf{r}_2) d\mathbf{r}_1 d\mathbf{r}_2 \\ E_{2k} &= \int n^2(\mathbf{k}_1, \mathbf{k}_2) d\mathbf{k}_1 d\mathbf{k}_2. \end{aligned} \quad (68)$$

4.5 Kullback-Leibler relative entropy and Jensen-Shannon divergence

A well known measure of distance of two discrete probability distributions $p_i^{(1)}, p_i^{(2)}$ is the Kullback-Leibler relative entropy [49]

$$K(p_i^{(1)}, p_i^{(2)}) = \sum_i p_i^{(1)} \ln \frac{p_i^{(1)}}{p_i^{(2)}}, \quad (69)$$

which for continuous probability distributions $\rho^{(1)}, \rho^{(2)}$ is defined as

$$K = \int \rho^{(1)}(x) \ln \frac{\rho^{(1)}(x)}{\rho^{(2)}(x)} dx, \quad (70)$$

which can be easily extended for 3-dimensional systems.

Our aim is to calculate the relative entropy (distance) between $p^{(1)}$ (correlated) and $p^{(2)}$ (uncorrelated) densities both at the one- and the two-body levels in order to assess the influence of short range correlations (SRC) through the correlation parameter y , on the distance K [24]. It is noted that this is done for both systems under consideration: nuclei and trapped Bose gases. An alternative definition of distance of two probability distributions was introduced by Rao and Lin [50, 51], i.e. a symmetrized version of K , the Jensen-Shannon divergence J [52]

$$J(p^{(1)}, p^{(2)}) = H\left(\frac{p^{(1)} + p^{(2)}}{2}\right) - \frac{1}{2}H(p^{(1)}) - \frac{1}{2}H(p^{(2)}), \quad (71)$$

where $H(p) = -\sum_i p_i \ln p_i$ stands for Shannon's entropy. We expect for strong SRC the amount of distinguishability of the correlated from the uncorrelated distributions is larger than the corresponding one with small SRC. We may also see the effect of SRC on the number of trials L needed to distinguish $p^{(1)}$ and $p^{(2)}$ (in the sense described in [52]).

In addition to the above considerations, we connect S_r and S_k with fundamental quantities i.e. the root mean square radius and kinetic energy respectively. We also argue on the effect of SRC on EUR and we propose a universal relation for S , by extending our formalism from the one- and two-body level to the N -body level, which holds exactly for uncorrelated densities in trapped Bose gas and it is conjectured to hold approximately for correlated densities in Bose gases (see Sec. 4.7).

The Kullback-Leibler relative information entropy K for continuous distributions $\rho_i^{(1)}$ and $\rho_i^{(2)}$ is defined by relation (70). It measures the difference of $\rho_i^{(1)}$ from the reference (or apriori) distribution $\rho_i^{(2)}$. It satisfies: $K \geq 0$ for any distributions $\rho_i^{(1)}$ and $\rho_i^{(2)}$. It is a measure which quantifies the distinguishability (or distance) of $\rho_i^{(1)}$ from $\rho_i^{(2)}$, employing a well-known concept in standard information theory. In other words it describes how close $\rho_i^{(1)}$ is to $\rho_i^{(2)}$ by carrying out observations or coin tossing, namely L trials (in the sense described in [52]). We expect for strong SRC the amount of distinguishability of the correlated $\rho_i^{(1)}$ and the uncorrelated distributions $\rho_i^{(2)}$ is larger than the corresponding one with small SRC.

However, the distance K does not satisfy the triangle inequality and in addition is i) not symmetric ii) unbounded and iii) not always well defined [52]. To avoid these difficulties Rao and Lin [50, 51] introduced a symmetrized version of K (recently discussed in [52]), the Jensen-Shannon divergence J defined by relation (71). J is minimum for $\rho^{(1)} = \rho^{(2)}$ and maximum when $\rho^{(1)}$ and $\rho^{(2)}$ are two

distinct distributions, when $J = \ln 2$. In our case J can be easily generalized for continuous density distributions. For J minimum the two states represented by $\rho^{(1)}$ and $\rho^{(2)}$ are completely indistinguishable, while for J maximum they are completely distinguishable. It is expected that for strong SRC the amount of distinguishability can be further examined by using Wooster's criterion [52]. Two probability distributions $\rho^{(1)}$ and $\rho^{(2)}$ are distinguishable after L trials ($L \rightarrow \infty$) if and only if $(J(\rho^{(1)}, \rho^{(2)}))^{\frac{1}{2}} > \frac{1}{\sqrt{2L}}$.

The relative entropy is a measure of distinguishability or distance of two states. It is defined [24], generalizing (70), by

$$K = \int \psi^2(\mathbf{r}) \ln \frac{\psi^2(\mathbf{r})}{\phi^2(\mathbf{r})} d\mathbf{r}. \quad (72)$$

In our case $\psi(\mathbf{r})$ is the correlated case and $\phi(\mathbf{r})$ the uncorrelated one. Thus

$$K_{1r} = \int \rho(\mathbf{r}) \ln \frac{\rho(\mathbf{r})}{\rho'(\mathbf{r})} d\mathbf{r}, \quad (73)$$

where $\rho(\mathbf{r})$ is the correlated one-body density and $\rho'(\mathbf{r})$ is the uncorrelated one-body density.

A corresponding formula holds in momentum-space

$$K_{1k} = \int n(\mathbf{k}) \ln \frac{n(\mathbf{k})}{n'(\mathbf{k})} d\mathbf{k}, \quad (74)$$

where $n(\mathbf{k})$ is the correlated one-body density and $n'(\mathbf{k})$ is the uncorrelated one.

For the two-body case we have

$$K_{2r} = \int \rho(\mathbf{r}_1, \mathbf{r}_2) \ln \frac{\rho(\mathbf{r}_1, \mathbf{r}_2)}{\rho'(\mathbf{r}_1, \mathbf{r}_2)} d\mathbf{r}_1 d\mathbf{r}_2, \quad (75)$$

where $\rho(\mathbf{r}_1, \mathbf{r}_2)$ is the correlated two-body density in position-space and $\rho'(\mathbf{r}_1, \mathbf{r}_2)$ is the uncorrelated one.

The generalization to momentum-space is straightforward

$$K_{2k} = \int n(\mathbf{k}_1, \mathbf{k}_2) \ln \frac{n(\mathbf{k}_1, \mathbf{k}_2)}{n'(\mathbf{k}_1, \mathbf{k}_2)} d\mathbf{k}_1 d\mathbf{k}_2, \quad (76)$$

where $n(\mathbf{k}_1, \mathbf{k}_2)$ is the correlated two-body density in momentum-space and $n'(\mathbf{k}_1, \mathbf{k}_2)$ is the uncorrelated one.

For the Jensen-Shannon divergence J we may write formulas for J_1 (one-body) and J_2 (two-body), employing definition (71) and putting the corresponding correlated $\rho^{(1)}$ and uncorrelated $\rho^{(2)}$ distributions in position- and momentum-spaces. We calculate K and J in position- and momentum-spaces, for nuclei and bosons.

4.6 Numerical Results and Discussion

For the sake of symmetry and simplicity we put the width of the HO potential $b = 1$. Actually for $b = 1$ in the case of uncorrelated case it is easy to see that $S_{1r} = S_{1k}$ and also $S_{2r} = S_{2k}$ (the same holds for Onicescu entropy), while when $b \neq 1$ there is a shift of the values of S_{1r} and S_{1k} by an additive factor $\ln b^3$. However, the value of b does not affect directly the total information entropy S (and also O). S and O are just functions of the correlation parameter y [24].

In Fig. 7 we present the Shannon information entropy S_1 using relation (54) and S_2 using relation (66) in trapped Bose gas as functions of the correlation parameter $\ln(\frac{1}{y})$. It is seen that S_1 and S_2 increase almost linearly with the strength of SRC i.e. $\ln(\frac{1}{y})$ in both systems. The relations $S_2 = 2S_1$ and $O_2 = O_1^2$ hold exactly for the uncorrelated densities while the above relations are almost exact for the uncorrelated densities. For the sake of comparison we also present the decomposition of S in coordinate and momentum spaces i.e. $S_{1r}, S_{1k}, S_{2r}, S_{2k}$ employing (52), (53), (64), (65). The most striking feature concluded from the above Figures is the similar behavior between S_{1r} and S_{2r} and also S_{1k} and S_{2k} respectively.

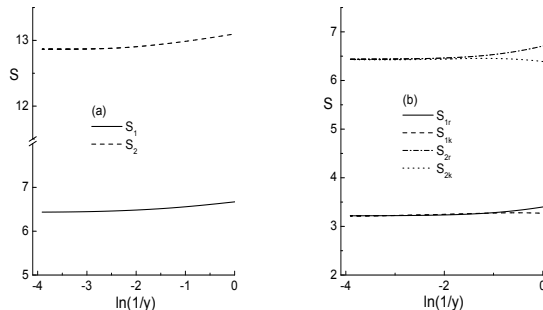


Figure 7: (a) Shannon information entropy (one- and two-body) (b) Shannon information entropy (one- and two-body) both in coordinate- and momentum-space, in a trapped Bose gas.

In Fig. 8 we plot the Onicescu information entropy both one-body (O_1) and two-body (O_2) (relations (62), (67)). We conclude by noting once again the strong similarities of the behavior between one- and two-body Onicescu entropy.

It is interesting to observe the relation of the rms radii $\sqrt{\langle r^2 \rangle}$ with S_r as well as the corresponding relation of the mean kinetic energy $\langle T \rangle$ with S_k , as functions of the strength of SRC, $\ln(\frac{1}{y})$. This is done in Fig. 9 for $\sqrt{\langle r^2 \rangle}$ and $\langle T \rangle$ after

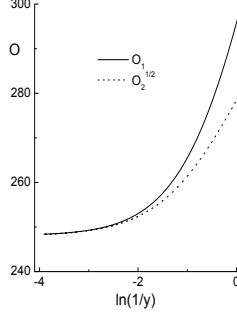


Figure 8: The Onicescu information entropy (both one- and two-body) in a trapped Bose gas.

applying the suitable rescaling. The corresponding curves are similar for nuclei and trapped Bose gas.

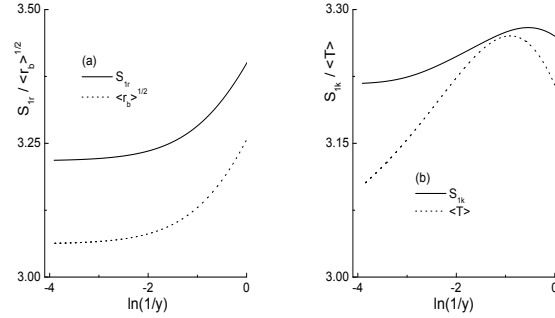


Figure 9: (a) Mean-square radius and the Shannon information entropy S_{1r} , (b) Mean kinetic energy $\langle T \rangle$ (in $\hbar\omega$ units) and the Shannon information entropy S_{1k} , as functions of the correlation parameter $\ln(\frac{1}{y})$ in a trapped Bose gas.

A well-known concept in information theory is the distance between the probability distributions $\rho_i^{(1)}$ and $\rho_i^{(2)}$, in our case the correlated and the uncorrelated distributions respectively. A measure of distance is the Kullback-Leibler relative entropy K defined previously. The correlated and uncorrelated cases are compared for the one-body case (K_1) and for the two-body case (K_2) in Fig. 10, decomposing in position- and momentum-spaces according to (73)-(76). It is seen that K_{1r} ,

K_{2r} increase as the strength of SRC increases, while K_{1k} , K_{2k} have a maximum at a certain value of $\ln(\frac{1}{y})$ depending on the system under consideration.

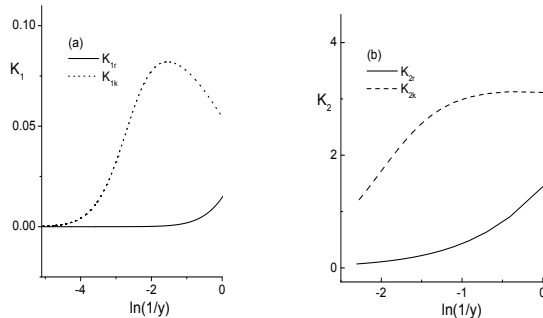


Figure 10: (a) One- body Kullback-Leibler relative entropy both in coordinate- and momentum-space (b) Two-body Kullback-Leibler relative entropy both in coordinate- and momentum-space, in a trapped Bose gas.

Calculations are also carried out for the Jensen-Shannon divergence for one-body density distribution (J_1 entropy) as function of $\ln(\frac{1}{y})$, decomposed in position- and momentum- spaces (Fig. 11). We observe again that J_1 increases with the strength of SRC in position-space, while in momentum-space there is a maximum for a certain value of $\ln(\frac{1}{y})$. It is verified that $0 < J < \ln 2$ as expected theoretically [52].

It is noted that the dependence of the various kinds of information entropy on the correlation parameter $\ln(\frac{1}{y})$ is studied up to the value $\ln(\frac{1}{y}) = 0$ ($y = 1$), which is already unrealistic corresponding to strong SRC. In addition, lowest order approximation does not work well beyond that value. In this case three-body terms should be included but this prospect is out of the scope of the present work.

For very strong SRC the momentum distribution $n(k)$ exhibits a similar behavior with the mean field ($y \rightarrow \infty$). This is illustrated in Fig. 5, where we present $n(k)$ for various values of $\ln(\frac{1}{y})$. It is seen that for small and large SRC the tail of $n(k)$ disappears. That is why for small and large SRC the relative entropy (K_{1k} and J_{1k}) is small, while in between shows a maximum (Fig. 10). A similar trend of $n(\mathbf{k}_1, \mathbf{k}_2)$ for large SRC explains also the maximum of the relative entropy K_{2k} .

4.7 Conclusions and comments

Our main conclusions are the following [24]

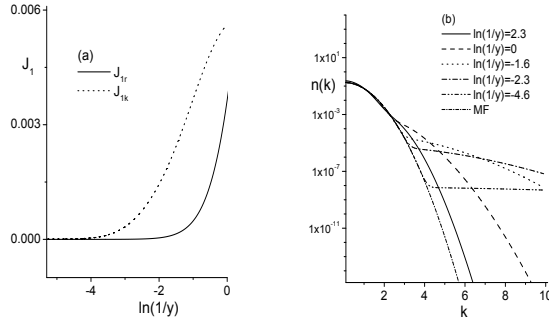


Figure 11: (a) One-body Jensen-Shannon divergence entropy both in coordinate- and momentum-space, in a trapped Bose gas (b) Momentum distribution $n(k)$ of ^4He for various values of the correlation parameter $\ln(\frac{1}{y})$. The case MF (mean field) corresponds to the uncorrelated case ($y \rightarrow \infty$).

- (i) Increasing the SRC (i.e. the parameter $\ln(\frac{1}{y})$) the information entropies S , O , K and J increase. A comparison leads to the conclusion that the correlated Bose gas has larger values of entropies than the uncorrelated one.
- (ii) There is a relation of S_r with $\sqrt{\langle r^2 \rangle}$ and S_k with $\langle T \rangle$ in the sense that they have the same behavior as a function of the correlation parameter $\ln(\frac{1}{y})$. These results can lead us to relate the theoretical quantities S_r and S_k with experimental ones like charge density distribution, and momentum distribution, radii, etc. A recent paper addresses this problem [53].
- (iii) The relations $S_2 = 2S_1$ and $O_2 = O_1^2$ hold exactly for the uncorrelated densities in trapped Bose gas while the above relations are almost exact in the case of correlated densities. In previous work we proposed the universal relation $S_1 = S_r + S_k = a + b \ln N$ where N is the number of particles of the system either fermionic (nucleus, atom, atomic cluster) or bosonic (correlated atoms in a trap). Thereby, in the general case (including correlations among the atoms)

$$S_2 \simeq 2S_1 = 2(a + b \ln N).$$

For the generalized N -body uncorrelated distributions $\rho(\mathbf{r}_1, \mathbf{r}_2, \dots, \mathbf{r}_N)$ and $n(\mathbf{k}_1, \mathbf{k}_2, \dots, \mathbf{k}_N)$ the relation

$$S_N = NS_1 = N(a + b \ln N).$$

holds exactly.

It is conjectured that it holds approximately for correlated systems (which has still to be proved for $N \geq 3$).

(iv) The entropic uncertainty relation (EUR) is

$$S = S_r + S_k \geq 6.434.$$

It is well-known that the lower bound is attained for a Gaussian distribution (i.e. the case of uncorrelated Bose gas). In all cases studied in the present work EUR is verified.

A final comment seems appropriate. In general, the calculation of $\rho(\mathbf{r}_1, \mathbf{r}_2)$ and $n(\mathbf{k}_1, \mathbf{k}_2)$ is a problem very hard to be solved in the framework of short range correlations. In the present work we tried to treat the problem in an approximate but self-consistent way in the sense that the calculations of $\rho(\mathbf{r}_1, \mathbf{r}_2)$ and $n(\mathbf{k}_1, \mathbf{k}_2)$ are based in the same $\rho(\mathbf{r}_1, \mathbf{r}_2; \mathbf{r}'_1, \mathbf{r}'_2)$, which is the generating function of the above quantities. As a consequence the information entropy $S_2 = S_{2r} + S_{2k}$ is derived also in a self-consistent way and there is a direct link between S_{2r} and S_{2k} , as well as the other kinds of information entropies which are studied in the present work.

5 Quantum-Information properties based on Gross-Pitaevskii equation

The ground-state properties of the condensate, for weakly interacting atoms, are explained quite successfully by the non-linear equation, known as Gross-Pitaevskii (GP) equation, of the form

$$\left[-\frac{\hbar^2}{2m} \nabla^2 + \frac{1}{2} m \omega^2 r^2 + N \frac{4\pi \hbar^2 a_0}{m} |\psi(\mathbf{r})|^2 \right] \psi(\mathbf{r}) = \mu \psi(\mathbf{r}), \quad (77)$$

where N is the number of the atoms, m is the atomic mass, a_0 is the scattering length of the interaction and μ is the chemical potential [4]. This equation has the form of a non-linear stationary Schrödinger equation, and it has been solved for several types of traps using various numerical methods [11, 54, 55]. The presence of the third term, which is linear in N is responsible for the dependence of the gas parameter χ on the density of the system.

Eq. (77) was solved numerically in Ref. [30] for trapped boson-alkali atoms in two cases. For a system of ^{87}Rb atoms with parameter $b_0 = 12180 \text{ \AA}$ (angular frequency $\omega_0/2\pi = 77.78 \text{ Hz}$) and scattering length $a_0 = 52.9 \text{ \AA}$ [13], and for a system of ^{133}Cs atoms with parameters $b_0 = 27560 \text{ \AA}$ ($\omega_0/2\pi = 10 \text{ Hz}$) and

$a_0 = 32 \text{ \AA}$ [56]. In these cases the effective atomic size is small compared both to the trap size and to the interatomic distance ensuring the diluteness of the gas.

There is in atomic physics a connection of S_r and S_k with the total kinetic energy T and mean square radius of the system through rigorous inequalities derived using the EUR [57, 58]

$$S_r(\text{min}) \leq S_r \leq S_r(\text{max}) \quad (78)$$

$$S_k(\text{min}) \leq S_k \leq S_k(\text{max}) \quad (79)$$

$$S(\text{min}) \leq S \leq S(\text{max}). \quad (80)$$

The lower and upper limits are written here more conveniently in the following form, for density distributions normalized to one:

$$\begin{aligned} S_r(\text{min}) &= \frac{3}{2}(1 + \ln \pi) - \frac{3}{2} \ln \left(\frac{4}{3} T \right) \\ S_r(\text{max}) &= \frac{3}{2}(1 + \ln \pi) + \frac{3}{2} \ln \left(\frac{2}{3} \langle r^2 \rangle \right), \end{aligned} \quad (81)$$

$$\begin{aligned} S_k(\text{min}) &= \frac{3}{2}(1 + \ln \pi) - \frac{3}{2} \ln \left(\frac{2}{3} \langle r^2 \rangle \right) \\ S_k(\text{max}) &= \frac{3}{2}(1 + \ln \pi) + \frac{3}{2} \ln \left(\frac{4}{3} T \right), \end{aligned} \quad (82)$$

$$\begin{aligned} S(\text{min}) &= 3(1 + \ln \pi) \\ S(\text{max}) &= 3(1 + \ln \pi) + \frac{3}{2} \ln \left(\frac{8}{9} \langle r^2 \rangle T \right). \end{aligned} \quad (83)$$

In Ref. [59] it was verified numerically that the above inequalities hold for nuclear density distributions and valence electron distributions in atomic clusters. We also found a link of S with the total kinetic energy of the system T , and a relationship of Shannon's information entropy in position-space S_r with an experimental quantity i.e. the rms radius of nuclei and clusters.

It has been verified numerically [30] that inequalities (78), (79) and (80) hold for correlated bosonic systems as well, i.e. trapped boson-alkali atoms ^{87}Rb and ^{133}Cs . That is shown in Table 2 for ^{87}Rb bosonic system. An analogous table can be displayed for ^{133}Cs . It is noted that for large N , S_k may become negative, but the important quantity is the net information content $S = S_r + S_k$ of the system which is positive. We employed density distributions $\rho(\mathbf{r})$ and $n(\mathbf{k})$ for bosons derived by solving numerically the GP equation (77). It is also seen that

N	S_r	S_r	S_r	S_k	S_k	S_k	S	S	S
5×10^2	3.797	3.834	3.845	2.590	2.630	2.637	6.434	6.465	6.482
10^3	4.027	4.100	4.120	2.314	2.394	2.408	6.434	6.494	6.528
3×10^3	4.437	4.599	4.640	1.794	1.963	1.997	6.434	6.562	6.637
5×10^3	4.641	4.855	4.907	1.527	1.746	1.794	6.434	6.601	6.701
7×10^3	4.778	5.029	5.090	1.345	1.598	1.657	6.434	6.627	6.746
10^4	4.925	5.219	5.287	1.148	1.437	1.509	6.434	6.655	6.796
5×10^4	5.615	6.113	6.211	0.223	0.667	0.819	6.434	6.780	7.030
10^5	5.922	6.511	6.619	-0.185	0.317	0.512	6.434	6.828	7.132
5×10^5	6.654	7.452	7.577	-1.142	-0.533	-0.220	6.434	6.919	7.357
10^6	6.993	7.864	7.992	-1.557	-0.920	-0.560	6.434	6.943	7.432

Table 2: Values of S_r , S_k and S versus the number of particles N for ^{87}Rb bosonic system (see inequalities (78), (79), and (80)) [30].

the right-hand-side of inequality (78) is nearly an equality. Thus there exists a relation between S_r and T for bosons as well as for nuclei [59].

In Ref. [30] we addressed the problem of finding S_r and S_k (i.e. the extent of $\rho(\mathbf{r})$ and $n(\mathbf{k})$) for bosonic many-body systems in order to compare with corresponding results for fermionic systems. First we review the results of Ref. [40] for systems of fermions where we proposed a universal property for S for the density distributions of nucleons in nuclei, electrons in atoms and valence electrons in atomic clusters. This property has the form

$$S = a + b \ln N, \quad (84)$$

where the parameters a and b depend on the system under consideration. The values of the parameters are the following

$$\begin{aligned}
a &= 5.325, & b &= 0.858 & (\text{nuclei}) \\
a &= 5.891, & b &= 0.849 & (\text{atomic clusters}) \\
a &= 6.257, & b &= 1.007 & (\text{atoms}).
\end{aligned} \quad (85)$$

Next [30], we verified (84) employing densities $\rho(r)$ and $n(k)$ for trapped bosons solving the GP equation (77). $\rho(r)$, derived in this way, and $n(k)$ derived by Fourier transform of $\psi(r)$, were inserted into equations (52) and (53) to find the values of S_r , S_k and $S = S_r + S_k$ as functions of the number of bosons N . The results are shown in Fig. 12(a). The circles and the triangles correspond to the calculated values for the bosonic systems ^{87}Rb and ^{133}Cs , respectively, while the

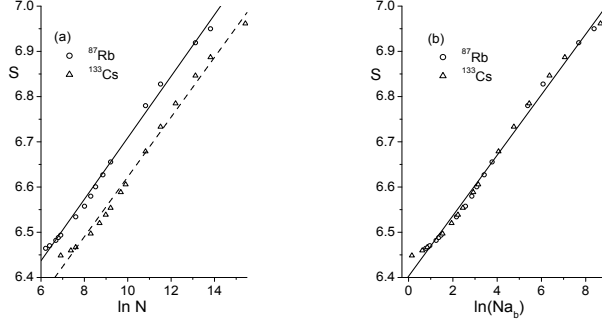


Figure 12: The information entropy S (a) versus $\ln N$ and (b) versus $\ln(Na_b)$ for the bosonic systems according to the fitted expressions (84) and (88) respectively. The open circles (^{87}Rb) and triangles (^{133}Cs) come from the numerical solution of the GP equation.

lines to the fitted form of Eq. (84) where

$$\begin{aligned} a &= 6.0291, & b &= 0.0678, & 5 \times 10^2 < N < 10^6 & \text{ (}^{87}\text{Rb)} \\ a &= 5.9614, & b &= 0.0661, & 10^3 < N < 5 \times 10^6 & \text{ (}^{133}\text{Cs)}. \end{aligned} \quad (86)$$

From the values of the parameters a and b , for the two systems we examined, and from the strength of the interatomic interaction, which is proportional to Na_0/m we can conclude that for the same trap (same value of b_0) and for different values of the scattering length or/and of the atomic mass, the linear dependence of S on $\ln N$ does not change. The only change will be in the values of the parameter a of Eq. (84). Thus the change of the scattering length or/and of the atomic mass will produce a parallel displacement of the lines of Fig. 12(a). From the values of the parameter b of Eq. (84) which give the slope of the lines of Fig. 12(a) corresponding to different sizes of the trap b_0 and because the GP equation can be written in the form

$$\left[-\frac{1}{2}\nabla_{r_b}^2 + \frac{1}{2}r_b^2 + 4\pi Na_b |\psi_b(\mathbf{r}_b)|^2 \right] \psi_b(\mathbf{r}_b) = \mu_b \psi_b(\mathbf{r}_b), \quad (87)$$

where $r_b = r/b_0$, $a_b = a_0/b_0$, $\mu_b = \mu/\hbar\omega_0$ and $\psi_b(\mathbf{r}_b) = b_0^{3/2}\psi(\mathbf{r})$, we should conclude that there is a parallel displacement of the lines for the various values of b_0 . That leads us to fit the numerical values of S , for the two systems we examined, using the formula

$$S = a + b \ln(Na_b). \quad (88)$$

The new values of a and b are now $a = 6.3976$ and $b = 0.0678$ for ^{87}Rb and $a = 6.4081$ and $b = 0.0661$ for ^{133}Cs . As the two lines are almost the same we use the same parameters a and b for the two bosonic systems

$$a = 6.4028, \quad b = 0.0669 \quad (89)$$

which are the mean values of the corresponding parameters of the two systems. The results are shown in Fig. 12(b). It is seen that the numerical values of S for the two bosonic systems are very close to those calculated from Eq. (88) with the parameters a and b given by Eq. (89).

The results of S and $S(\text{max})$, displayed in Table 2, allowed us to calculate the order parameter Ω (relation (63)) as function of the number of particles N in a system of trapped correlated boson-alkali atoms. The dependence of Ω on N is shown in Fig. 13 for ^{87}Rb (an analogous figure can be displayed for ^{133}Cs). It is seen that Ω is an increasing function of N . A similar trend has been observed in Fig. 1 of Ref. [60], where $\Omega(N)$ was calculated for nucleons in nuclei and valence electrons in atomic clusters. As stated in [60], our result is in a way counter-intuitive and indicates that as particles are added in a correlated quantum-mechanical system, the system becomes more ordered. The authors in [61] studied disorder and complexity in an ideal Fermi gas of electrons. They observed that for a small number of electrons the order parameter Ω is small, while Ω increases as one pumps electrons into the system and the energy levels fill up.

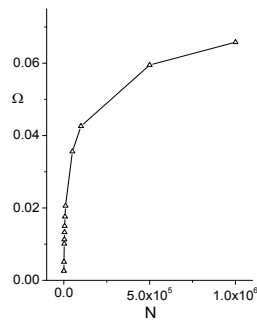


Figure 13: The order parameter Ω as a function of the number of particles N for ^{87}Rb bosonic system.

5.1 Shannon's Information Entropy Using Density Distribution of Correlated Bosons, Results and Discussion

From the analytical expressions of $\rho(r)$ and $n(k)$ (Eqs. (39) and (41) respectively) for a correlated bosonic system, the information entropy S can be found using Eqs. (52) and (53). The values of S as function of the correlation parameter $\frac{1}{y}$ are shown in Fig. 14(a). The open squares correspond to the calculated values of S while the line to the fitting expression

$$S = a + b \ln(1/y), \quad (90)$$

where

$$a = 6.6687, \quad b = 0.0913, \quad 0.05 \leq y \leq 10. \quad (91)$$

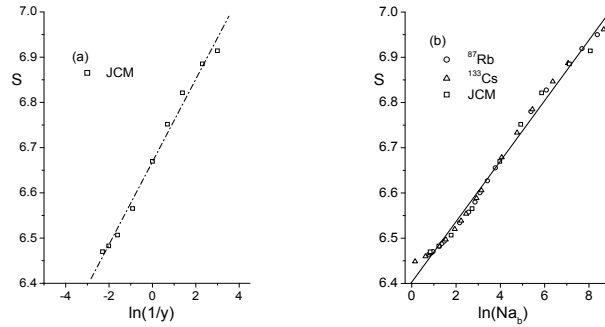


Figure 14: (a) The information entropy S versus the correlation parameter y for a bosonic system. The line corresponds to the fitted expression (90), while the open squares to values found using the JCM. (b) The information entropy S versus $\ln(Na_b)$ for the bosonic systems according to the fitted expression (88). The open circles (^{87}Rb) and triangles (^{133}Cs) come from the numerical solution of the GP equation, while the open squares correspond to the JCM.

We have fitted our numerical results for $0.05 \leq y \leq 10$. As mentioned before large values of y ($y > 10$) correspond to a Gaussian distribution, while for $y \lesssim 0.05$ (very strong correlations) higher order terms must be included in the expansion of the density.

It should be noted that in the present approach there is not a direct dependence between the condensation and the number of the atoms. The inter-particle correlations are incorporated in the mean field only by the correlation function which, in some way, depends on the effective size of the atoms. We could find that dependence making the assumption that the correlated parameter y depends on N and a_b through the relation

$$\frac{1}{y} = (\lambda_1 N a_b)^{\lambda_2} \quad (92)$$

and try to find λ_1 and λ_2 equating the rhs of Eqs. (88) and (90). In this way λ_1 and λ_2 can be found as functions of the parameters a and b of Eqs. (88) and (90) having the forms

$$\lambda_1 = e^{(a_1 - a_2)/b_1}, \quad \lambda_2 = b_1/b_2 \quad (93)$$

where a_1 and b_1 are the values of the parameters a and b of Eq. (89) and a_2 and b_2 the parameters of Eq. (91). The numerical values of λ_1 and λ_2 are: $\lambda_1 = 0.0188$ and $\lambda_2 = 0.7330$.

The values of S for the bosonic systems ^{87}Rb and ^{133}Cs found in Jastrow correlation method (JCM), versus $\ln(Na_b)$ (calculated from Eqs. (92) and (93)), are shown in Fig. 14(b) with open squares. It is seen that the two bosonic systems studied with the GP theory and the bosonic system studied with the JCM give very similar results for S . It seems that the information entropy S for the bosonic systems depends only on $\ln(Na_b)$.

6 Summary

The effect of the interparticle correlations between Bose atoms at zero temperature is examined using a phenomenological way to incorporate the atomic correlations. This is made by introducing the Jastrow correlation function in the two-body density matrix. Analytical expressions are found for the one- and the two-body density and momentum distribution, mean-square radius, kinetic energy and static structure factor. The introduction of correlations changes the shape of the density and momentum distributions compared with the Gaussian one, corresponding to the harmonic oscillator model. There is a decrease of the density distribution in the central region of the atomic system while the momentum distribution increases in the region of small k and thus there is a decrease of the mean kinetic energy of the system. In addition the natural orbitals and the natural occupation numbers have been calculated and consequently the condensate fraction has been obtained for different values of the parameter y . A theoretical calculation of the static

structure factor is reported also by applying two trial forms for the radial distribution function. Our results are compared with recent experimental data concerning trapped Bose gas. By applying suitable parametrization the experimental data are reproduced quite well.

Various kinds of quantum information properties of the trapped Bose gas are calculated i.e. the Shannon and Onicescu information measures for the correlated and uncorrelated cases which are compared as functions of the strength of the short range correlations. It can be seen that increasing the short range correlations the information entropies S and O increase. There is a relation between $\sqrt{\langle r^2 \rangle}$ and S_r and between $\langle T \rangle$ and S_k . It is also conjectured that the relation $S_N = N(a + b \ln N)$ holds approximately for the correlated system. The Gross-Pitavskii equation is solved in order to calculate the information properties of the Bose gas from another point of view. It is concluded that the Shannon information entropy obeys the functional form $S = a + b \ln N$. Finally it is shown that Landsberg's order parameter Ω is an increasing function of the number of Bose atoms N .

Acknowledgments

The work of K. Ch. Chatzisavvas and C. P. Panos was supported by Herakleitos Research Scholarships (21866) of EΠEAEK and the European Union while the work of S. E. Massen, Ch. C. Moustakidis and C. P. Panos was supported by the Pythagoras II Research project (80861) of EΠEAEK and the European Union.

References

- [1] S. N. Bose, *Z. Phys.* **26** (1924) 178.
- [2] A. Einstein, *Sitzber. Kgl. Preuss. Akad. Wiss.* (1924) 261; *Sitzber. Kgl. Preuss. Akad. Wiss.* (1925) 3.
- [3] Bose Einstein Condensation, edited by A. Griffin, D. W. Snoke, and S. Stringari (Cambridge University Press, Cambridge, 1995).
- [4] F. Dalfovo, S. Giorgini, L. Pitaevskii, and S. Stringari, *Rev. Mod. Phys.* **71** (1999) 463.
- [5] A. J. Leggett, *Rev. Mod. Phys.* **73** (2001) 307.
- [6] A. S. Parkins, and D. F. Walls, *Phys. Rep.* **303** (1998) 1.
- [7] A. L. Fetter, cond-mat/9811366.
- [8] Ph. W. Courteille, V. S. Bagnato, and V. I. Yukalov, *Laser Phys.* **11** (2001) 659.
- [9] M. H. Anderson, J. R. Ensher, M. R. Matthews, C. E. Wieman, and E. A. Cornell, *Science* **269** (1995) 198.
- [10] G. Baym and C. Pethick, *Phys. Rev. Lett.* **76** (1996) 6.
- [11] F. Dalfovo and S. Stringari, *Phys. Rev. A* **53** (1996) 2477.
- [12] B. D. Esry, *Phys. Rev. A* **64** (2001) 063610.
- [13] A. Fabrocini and A. Polls, *Phys. Rev. A* **60** (1999) 2319.
- [14] A. Fabrocini and A. Polls, *Phys. Rev. A* **64** (2001) 063610.
- [15] J. L. DuBois and H. R. Glyde, *Phys. Rev. A* **63** (2001) 023602.
- [16] A. Minguzzi, P. Vignolo, and M. P. Tosi, *Phys. Rev. A* **62** (2000) 023604.
- [17] M. Naraschewski and R. J. Glauber, *Phys. Rev. A* **59** (1999) 4595.
- [18] L. Pitaevskii and S. Stringari, *Phys. Rev. Lett.* **83** (1999) 4237.
- [19] L. P. Pitaevskii, *Zh. Eksp. Teor. Phys.* **40**, 646 (1961); *Sov. Phys. JETP* **13** (1961) 451.
- [20] E. P. Gross, *Nuovo Cimento* **20** (1961) 454.

- [21] W. Ketterle, D.S. Durfee, and D.M. Stamper-Kurn, cond-mat/9904034.
- [22] P. O. Lowdin, *Phys. Rev.* **97** (1955) 1474.
- [23] Ch. C. Moustakidis, and S. E. Massen, *Phys. Rev. A* **65** (2002) 063616.
- [24] Ch. C. Moustakidis, K. Ch. Chatzisavvas, and C. P. Panos, *Int. J. Mod Phys. E* **14** (2005) 1087.
- [25] Ch. C. Moustakidis, *Phys. Lett. A* **328** (2004) 319.
- [26] S. E. Massen, Ch. C. Moustakidis, and C. P. Panos, *Focus on Boson Research*, ed. A. V. Ling (Nova, New York, 2005) p. 115.
- [27] J. N. Kapur *Maximum-Entropy Models in Science and Engineering*, (John Wiley, 1989).
- [28] N. Canosa, A. Plastino, R. Rossignoli *Nucl. Phys. A* **550** (1992) 453.
- [29] P. Garbaczewski, *Entropy* **7** No4 (2005) 253.
- [30] S. E. Massen, Ch. C. Moustakidis, and C. P. Panos, *Phys. Let. A* **299** (2002) 131.
- [31] D. M. Stamper-Kurn, A. P. Chikkatur, A. Görlitz, S. Inouye, S. Gupta, D. E. Pritchard and W. Ketterle, *Phys. Rev. Lett.* **83** (1999) 2876; J. Stenger, S. Inouye, A. P. Chikkatur, D. M. Stamper-Kurn, D. E. Pritchard and W. Ketterle, *Phys. Rev. Lett.* **82** (1999) 4569.
- [32] J. Steinhauer, R. Ozeri, N. Katz, and N. Davidson, *Phys. Rev. Lett.* **88** (2002) 120407.
- [33] F. Zambelli, L. Pitaevskii, D. M. Stamper-Kurn and S. Stringari, *Phys. Rev. A* **61** (2000) 063608.
- [34] S. Stringari cond-mat/0101299.
- [35] K. Ch. Chatzisavvas, and C. P. Panos, *Int. J. Mod Phys. E* **14** (2005) 653.
- [36] C. E. Shannon, *Bell Syst. Tech.* **27** (1948) 379. *ibid.* **27** (1948) 623.
- [37] J. J. Halliwell, *Phys. Rev. D* **48** (1993) 2739.
- [38] M. Ohya, and D. Petz, *Quantum Entropy and Its Use* (Springer-Verlag, Berlin; New York, 1993).
- [39] I. Bialynicki-Birula, and J. Mycielski, *Commun. Math. Phys* **44** (1975) 129.

- [40] S. E. Massen, and C. P. Panos, *Phys. Lett.* **A246** (1998) 530.
- [41] S. K. Ghosh, M. Berkowitz, and R. G. Parr, *Proc. Natl. Acad. Sci. USA* **81** (1984) 8028.
- [42] G. A. Lalazissis, S. E. Massen, C. P. Panos, and S. S. Dimitrova, *Int. J. Mod. Phys.* **E7** (1998) 485.
- [43] M. Rigol, and A. Muramatsu, *Mod. Phys. Lett. B* **19** (2005) 861.
- [44] O. Onicescu, *R. Acad. Sci. Paris* **A263** (1996) 25.
- [45] C. Lepadatu, and E. Nitulescu, *Acta Chim. Slov.* **50** (2003) 539.
- [46] P. T. Landsberg, *Phys. Lett. A* **102** (1984) 171.
- [47] C. Amovilli, N. H. March, *Phys. Rev.* **A69** (2004) 054302.
- [48] T. M. Cover, and J. A. Thomas, *Elements of Information Theory*, (Wiley-Interscience, New York 1991).
- [49] S. Kullback, *Statistics and Information theory*, (Wiley, New York, 1959).
- [50] C. Rao, *Differential Geometry in Statistical Interference*, IMS-Lecture Notes **10** (1987) 217.
- [51] J. Lin, *IEEE Trans. Inf. Theory* **371** (1991) 145.
- [52] A. Majtey, P. W. Lamberti, M. T. Martin, and A. Plastino, *Eur. Phys. J. D* **32** (2005) 413.
- [53] S. E. Massen, V. P. Psonis, and A. N. Antonov *Int. J. Mod Phys. E* **14** (2005) 1251.
- [54] M. Edwards, K. Burnett, *Phys. Rev. A* **51** (1995) 1382.
- [55] E. Cerboneschi, R. Mannella, E. Arimondo, and L. Salasnich, *Phys. Lett. A*, **249** (1998) 495.
- [56] P. Schuck, and X. Viñas, *Phys. Rev. A* **61** (2000) 043603.
- [57] S. R. Gadre, and R. D. Bendale, *Phys. Rev. A* **36** (1987) 1932.
- [58] S. R. Gadre, S. B. Sears, S. J. Chacravorty, and R. D. Bendale, *Phys. Rev. A* **32** (1985) 2602.
- [59] S. E. Massen, and C. P. Panos, *Phys. Lett. A* **280** (2001) 65.

[60] C. P. Panos, *Phys. Lett. A* **289** (2001) 287.

[61] P. T. Landsberg, and P. T. Shiner *Phys. Lett. A* **245** (1998) 228.