

Decay of a square pulse to Sine-Gordon breathers

G. Kälbermann*

Soil and Water dept., Faculty of Agriculture, Rehovot 76100, Israel

August 27, 2019

Abstract

We investigate numerically and analytically the existence of thresholds for the production of Sine-Gordon breathers from simple initial pulses.

PACS 02.30.Jr, 03.40.Kf, 03.50.-z, 03.65.Ge, 03.75.Lm, 05.45.Yv, 11.10.Lm, 63.20.Pw

*e-mail address: *hope@vms.huji.ac.il*

1 Introduction

The Sine-Gordon equation arises in physical problems such as one dimensional dislocations [1], long Josephson junctions[2], as well as in the mathematical treatment of negative curvature metric spaces[3].

Solitary wave solutions of the Sine-Gordon equation carry a topological winding number q . The solitary waves conserve their properties upon collision and are therefore called topological solitons.

The winding number zero sector $q=0$ of the solitary wave solutions consists of bound soliton-antisoliton solutions, the breathers, unbound soliton-antisoliton pairs[1], and phonons; small amplitude solutions, corresponding to the Klein-Gordon linear limit of the equation. The $q=1$ sector solitary wave is the shelf or kink soliton.

The Sine-Gordon equation is one of a gallery of nonlinear equations amenable to treatment by the Inverse Scattering Transform (IST) method. The IST produces soliton solutions based on scattering data of Dirac-like equations for a potential connected to the sought solution. The wave functions and the scattering data determine the potential - hence the name inverse scattering transform - through the integral equations named after Gelfand-Levitan and Marchenko[4].

The power of the IST method lies in the mapping of a nonlinear problem to an linear integral one. It yields analytical formulae for multiple soliton or mixed soliton states given the known scattering data for each component separately.

In[5] we used the IST method to treat the decay of distorted kinks to wobble states and phonons.

In the present work we investigate numerically the decay of a square pulse to breathers and phonons. A clear insight to the existence of thresholds for the production of breathers is obtained by resorting to the IST method. The question we try to answer is that of the necessary conditions on an initial pulse for the subsequent emergence of a breather soliton. We find that the IST technique singles out the constraints on the height and width of the initial pulse required for the creation of a breather. These constraints stem from the location of the poles in the transmission amplitude of the IST associated scattering problem.

In section 2 we describe the scattering of Zakharov-Shabat[6] waves from a square pulse. The location of the poles in the transmission amplitude determine the breather thresholds. Section 3 provides numerical support to the analytical results of section 2 as predicted by the IST. The numerical results show other features besides those described in section 2. Conclusions are drawn in section 4.

2 Decay of a square pulse, analytical approach

The Sine-Gordon equation in spacetime coordinates reads

$$\frac{\partial^2 u}{\partial t^2} - \frac{\partial^2 u}{\partial x^2} + \sin(u) = 0. \quad (1)$$

The Inverse Scattering Transform is essentially applicable to first order time development. Therefore eq.(1) is usually expressed in light-cone coordinates $X = \frac{1}{2}(x+t)$ $T = \frac{1}{2}(x-t)$,

$$\frac{\partial}{\partial T} \left(\frac{\partial u}{\partial X} \right) - \sin(u) = 0. \quad (2)$$

The IST method considers the scattering problem of a wave from a potential connected to the solutions of the nonlinear differential equation of interest, such as eq.(2). We follow here the approach of Ablowitz and Segur.[4] The description of the scattering problem is split into a time independent set of equations and a time evolution set. The Zakharov-Shabat scattering equations for the Sine-Gordon problem are[4]

$$\begin{aligned} v_{1,X} &= -i\xi v_1 - \frac{1}{2} u_X v_2, \\ v_{2,X} &= i\xi v_2 + \frac{1}{2} u_X v_1, \end{aligned} \quad (3)$$

where ξ is the spectral parameter.
The time evolution equations are

$$\begin{aligned} v_{1,T} &= i \frac{\cos(u)}{4\xi} v_1 + i \frac{\sin(u)}{4\xi} v_2, \\ v_{2,T} &= i \frac{\sin(u)}{4\xi} v_1 - i \frac{\cos(u)}{4\xi} v_2, \end{aligned} \quad (4)$$

In eqs.(3,4), the X, T subscripts denote partial derivatives with respect to the light-cone coordinates. Consistency between eqs.(3,4) and time independence of the spectrum yield the Sine-Gordon equation for $u(X, T)$. The soliton sector of the Sine-Gordon equation is determined by the bound state part of the spectrum of the Zakharov-Shabat equations[4]. These bound states appear as poles in the transmission coefficients.

Two sets of independent solutions of the Zakharov-Shabat equations are defined. The first set $\phi = \begin{pmatrix} v_1 \\ v_2 \end{pmatrix}$ $\bar{\phi} = \begin{pmatrix} \bar{v}_1 \\ \bar{v}_2 \end{pmatrix}$ with boundary conditions at $X \rightarrow -\infty$

$$\begin{aligned} \phi &\rightarrow \begin{pmatrix} 1 \\ 0 \end{pmatrix} e^{-i\xi X}, \\ \bar{\phi} &\rightarrow \begin{pmatrix} 0 \\ -1 \end{pmatrix} e^{i\xi X}. \end{aligned} \quad (5)$$

The second set $\psi = \begin{pmatrix} v_1 \\ v_2 \end{pmatrix}$ $\bar{\psi} = \begin{pmatrix} \bar{v}_1 \\ \bar{v}_2 \end{pmatrix}$

with boundary conditions at $X \rightarrow \infty$

$$\begin{aligned}\psi &\rightarrow \begin{pmatrix} 0 \\ 1 \end{pmatrix} e^{i\xi X}, \\ \bar{\psi} &\rightarrow \begin{pmatrix} 1 \\ 0 \end{pmatrix} e^{-i\xi X}.\end{aligned}\tag{6}$$

The two sets are connected by the scattering amplitudes a, \bar{a}, b, \bar{b}

$$\begin{aligned}\phi &= a(\xi)\bar{\psi} + b(\xi)\psi, \\ \bar{\phi} &= -\bar{a}(\xi)\psi + \bar{b}(\xi)\bar{\psi}.\end{aligned}\tag{7}$$

In the present work we treat the decay of a square pulse. In spacetime coordinates at $t = 0$ and light-cone coordinates at $T = X$ it reads

$$\begin{aligned}u(x, t) &= A \Theta(x) \Theta(w - x), \\ u(X, T) &= A \Theta(X + T) \Theta(w - X - T), \\ \left. \frac{\partial u(x, t)}{\partial t} \right|_{t=0} &= 0,\end{aligned}\tag{8}$$

where Θ denotes the Heaviside step function, w is the width of the pulse and A its height. The initial pulse is initially at its maximal (minimal) value.

In eqs.(3) we need to evaluate the derivative $\frac{\partial u(X, T)}{\partial X}$ at fixed T . However, the pulse of eq.(8) is defined in terms of the physical coordinates at $t = 0$. On the other hand, our only aim is to investigate the production of breathers through the spectrum of the Zakharov-Shabat light-cone time independent equation, eq.(3). The spectrum of eigenvalues of the Zakharov-Shabat equations is independent of T for potentials that solve the Sine-Gordon equation. We are therefore free to choose a convenient value of the light-cone variable T . The simplest choice that decouples the derivative above from all light-cone time dependence is $T = 0$. This is our choice henceforth.

Consequently in eq.(3) we use

$$\left. \frac{\partial u(X, T)}{\partial X} \right|_{T=0} = A (\delta(X) - \delta(w - X)),\tag{9}$$

with $\delta(x)$ the Dirac δ function.

The scattering problem is solvable analytically. For ϕ and $\bar{\phi}$, the solutions are

$$\begin{aligned}
v_1 &= \left(\Theta(-X) + B \Theta(X) \Theta(w - X) + C \Theta(X - w) \right) e^{-i\xi X}, \\
v_2 &= \left(D \Theta(X) \Theta(w - X) + E \Theta(X - w) \right) e^{i\xi X}, \\
\bar{v}_1 &= \left(F \Theta(X) \Theta(w - X) + G \Theta(X - w) \right) e^{-i\xi X}, \\
\bar{v}_2 &= - \left(\Theta(-X) + I \Theta(X) \Theta(w - X) + J \Theta(X - w) \right) e^{i\xi X},
\end{aligned} \tag{10}$$

where B, C, D, E, F, G, I, J are the ξ dependent amplitudes are obtained by inserting eq.(10) in eq.(3) and using $\Theta(0) = \frac{1}{2}$

$$\begin{aligned}
B &= \frac{1 - \gamma^2}{1 + \gamma^2}, \\
C &= \frac{(1 - \gamma^2)^2 - 4 \gamma^2 e^{2i\xi w}}{(1 + \gamma^2)^2}, \\
D &= \frac{2 \gamma}{1 + \gamma^2}, \\
E &= \frac{2\gamma (1 - \gamma^2) (1 + e^{-2i\xi w})}{(1 + \gamma^2)^2}, \\
F &= D, \\
G &= \frac{2\gamma (1 - \gamma^2) (1 + e^{2i\xi w})}{(1 + \gamma^2)^2}, \\
I &= B, \\
J &= \frac{(1 - \gamma^2)^2 - 4 \gamma^2 e^{-2i\xi w}}{(1 + \gamma^2)^2},
\end{aligned} \tag{11}$$

where $\gamma = \frac{1}{4} A$.

To exemplify the validity of the solution of eq.(10), consider eq.(3) at $X = 0$

$$\begin{aligned}
v_{1,X} &= (-1 + B) \delta(X) + (-i\xi) v_1 \\
-\frac{1}{2} u_X v_2 &= -\gamma D \delta(X) \\
v_{2,X} &= D \delta(X) + (i\xi) v_2 \\
\frac{1}{2} u_X v_1 &= \gamma v_1,
\end{aligned} \tag{12}$$

Inserting eq.(12) in eq.(3) yields the algebraic relations

$$\begin{aligned} -1 + B &= -\gamma D \\ D &= \gamma (1 + B) \end{aligned} \quad (13)$$

These relations are satisfied by the amplitudes of eq.(11).

Poles in the transmission amplitude appear as zeroes of the amplitude a in eq.(7). After using the unitarity condition $1 = CJ + EG$, we find

$$a = C = \frac{(1 - \gamma^2)^2 - 4 \gamma^2 e^{2i\xi w}}{(1 + \gamma^2)^2}, \quad (14)$$

where $\xi = \alpha + i\beta$, with $\beta \geq 0$ [4], to insure the convergence of the Neumann series of the Volterra integral equations of the IST.

Bound states spectra obey the transcendental equation

$$\frac{(1 - \gamma^2)^2}{4 \gamma^2} = e^{2i\xi w}, \quad (15)$$

Eq.(15) requires the widths to obey

$$w_{pole} = \frac{n\pi}{\alpha}, \quad (16)$$

with n an integer.

For given w , α is fixed to be an integral multiple of $\frac{\pi}{w}$. The Sine-Gordon breather is determined by a pole in the transmission amplitude, supplemented by the unitarity constraint¹[7].

$$\alpha^2 + \beta^2 = 1. \quad (17)$$

The lower bound on the width of the initial pulse for single breather production derived from eq.(17) and eq.(16) is

$$w_{thresh} = \pi. \quad (18)$$

For narrower pulses, the bound state condition of eq.(15) and the unitarity constraint of eq.(17) cannot be satisfied simultaneously.

¹We are modifying slightly the definition of the locations of the pole for the sake of clarity.

The unitarity constraint restricts the values β to be $\beta(\alpha) = \sqrt{1 - \alpha^2} \leq 1$. Therefore the height of the pulse must satisfy the relation

$$\ln\left(\frac{(1 - \gamma^2)^2}{4 \gamma^2}\right) = -2\beta(\alpha) w. \quad (19)$$

As $1 \geq \beta \geq 0$, eq.(19) demands a minimal height of a square pulse of $A \approx 1.66$. Eqs.(15-19) constrain the height and width of the initial pulse able to produce a breather. Moreover, Eq.(19) is singular at $A=4$ signaling the transition to a different branch of solutions.

In the next section we will find numerical support for the constraints on the height and width of the pulse, and a manifestation of the transition just mentioned.

3 *Decay of a square pulse, numerical simulations*

The Sine-Gordon Lagrangian

$$\mathcal{L} = \int dx \left[\left(\frac{\partial u}{\partial t} \right)^2 - \left(\frac{\partial u}{\partial x} \right)^2 + (\cos(u) - 1) \right], \quad (20)$$

possesses a conserved energy

$$\mathcal{E} = \int dx \left[\left(\frac{\partial u}{\partial t} \right)^2 + \left(\frac{\partial u}{\partial x} \right)^2 - (\cos(u) - 1) \right]. \quad (21)$$

Inserting the profile of eq.(8) in eq.(21), the energy of the pulse is found to be infinite, due to the δ function discontinuity at $x = \pm \frac{1}{2} w$.

Moreover, the sharp edge profile is not appropriate for the numerical integration. A slight modification of the initial pulse that still brings about the features of the square profile consists in the addition of lateral wings, continuous with the square pulse and its derivative at its edges. The initial pulse (centered at the origin for convenience) now becomes

$$\begin{aligned} u(x, t = 0) &= A \left(e^{-z_1^2} \Theta\left(-\frac{1}{2} w - x\right) + \Theta\left(x + \frac{1}{2} w\right) \Theta\left(\frac{1}{2} w - x\right) + e^{-z_2^2} \Theta\left(x - \frac{1}{2} w\right) \right), \\ z_1 &= \frac{x + \frac{1}{2} w}{\tilde{w}}, \\ z_2 &= \frac{x - \frac{1}{2} w}{\tilde{w}}, \end{aligned} \quad (22)$$

with \tilde{w} , a width parameter for the wings. In the examples depicted below we used $\tilde{w} = 0.3$. The effective width of the pulse can be estimated to be of the order of $w_{eff} \approx w + \sqrt{\pi} \tilde{w}$ by

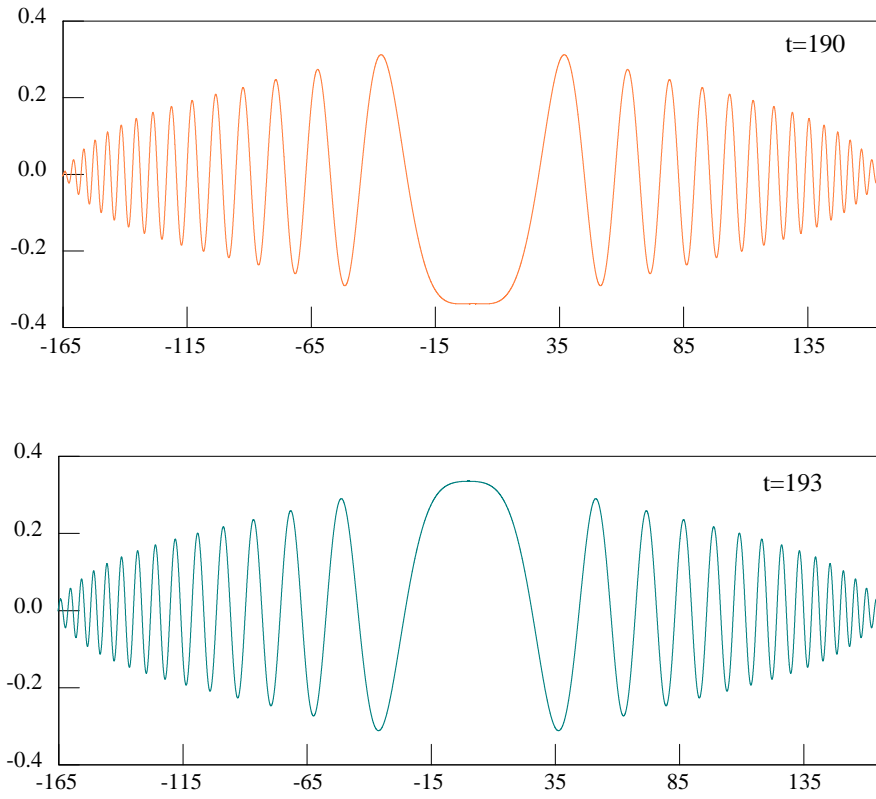


Figure 1: Sine-Gordon solution for an initial pulse with $A = 3$ $w = 2.5$, below the width and height thresholds

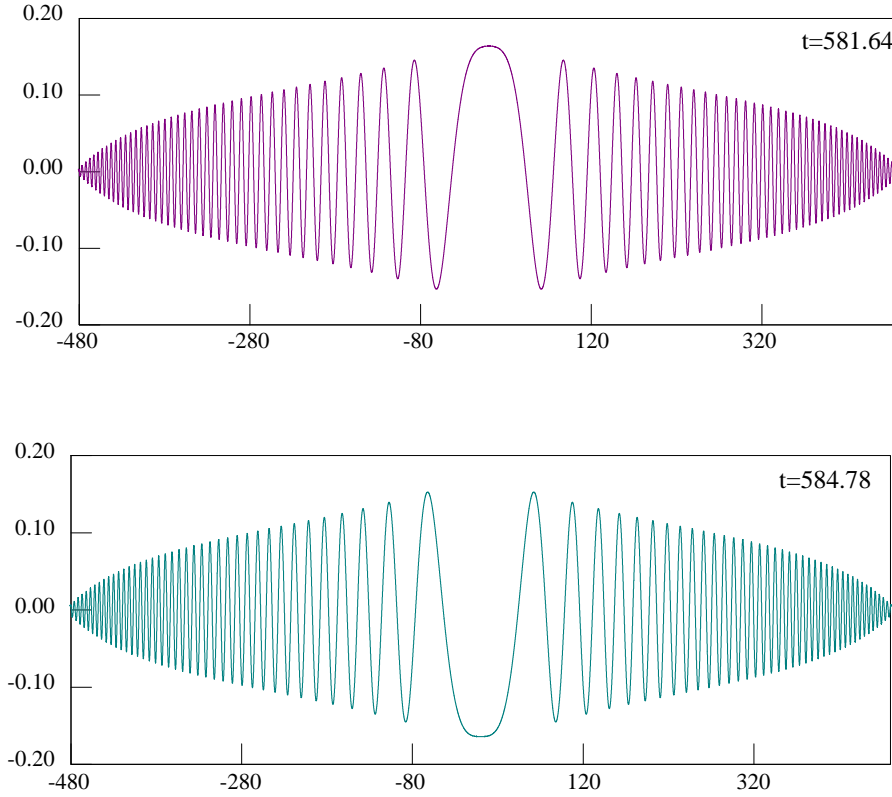


Figure 2: Sine-Gordon solution for an initial pulse with $A = 2$ $w = 3.1$, above the width threshold and below the height threshold

equating the areas under the pulses. As we are departing from the exact square pulse, we expect the thresholds found in section 2 to be somewhat modified.

For the numerical integration of the Sine-Gordon equation, we implemented the numerical code described in ref.[5], demanding a 1% accuracy in the energy. The spatial and temporal steps needed for such an accuracy were $dx = 0.02, dt = 0.01$. Further decrease of these values did not improve the results. The spatial extent of the integration region was taken to be $x_{max} = 600$, with vanishing fields at infinity. We performed extensive numerical investigations for pulses of amplitudes and widths $0 < A, w < 40$. The selected numerical results shown below are those relevant to the appearance of thresholds.

Two thresholds for breather production from a square pulse were described in section 2. The width threshold reads $w_{thresh} = \pi$. For the profile of eq.(22) this threshold reads $w_{thresh} \simeq 2.6$. We confirmed the existence of this threshold numerically. For $w \leq 2.6$ and $A \leq 4$ we did not find single breather production. Figure 1 depicts a typical case below threshold. A trail of phonons emanating from the origin is clearly observed, as well as the remnant of the original profile. The angular frequency of the oscillation of the central source is greater than the upper bound for the breather $\omega = \frac{2\pi}{T} = 1.04 > 1$. Moreover, the central

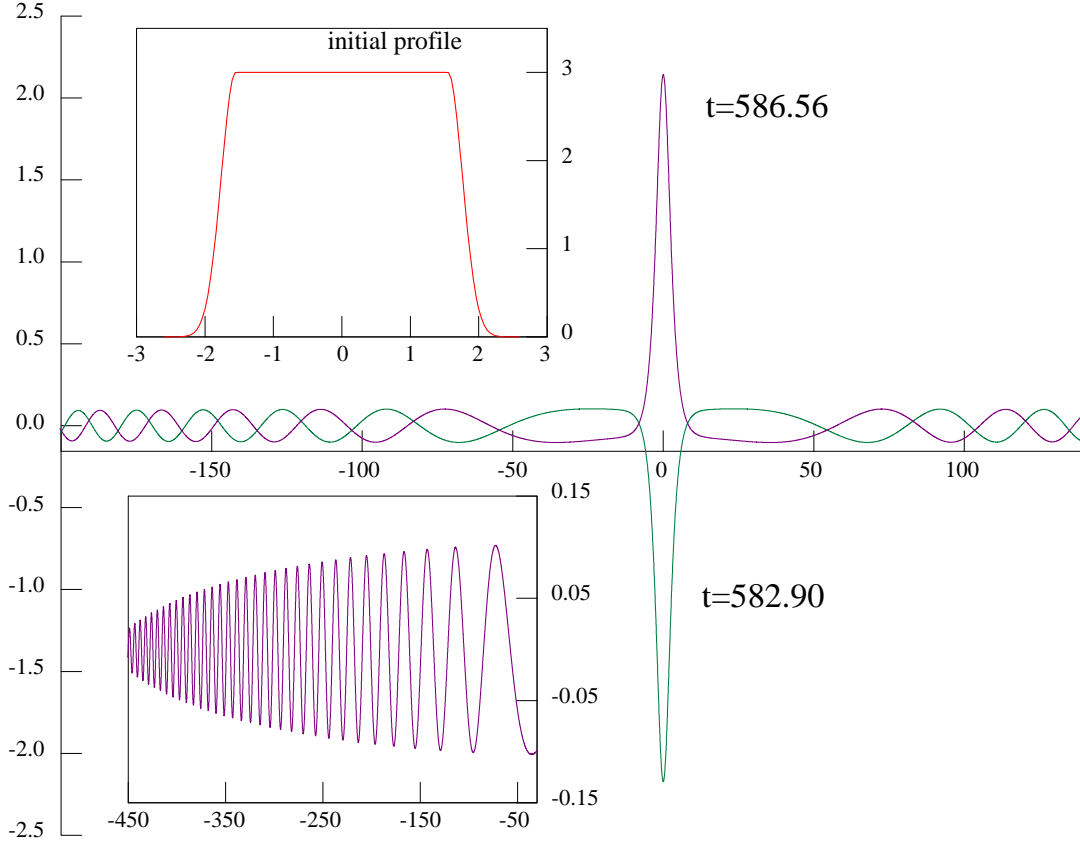


Figure 3: Sine-Gordon solution for an initial pulse with $A = 3$ $w = 3.1$, both parameters above threshold.

peak shape cannot be identified as a breather.

The pulse height threshold determined by eq.(19), was $A=1.66$. We exemplify the existence of this threshold by considering an initial pulse with a width well above the width threshold $w = 3.1, w_{eff} \approx 3.6$. Inserting w_{eff} in eq.(19) and the unitarity constraint of eq.(17), we find a lower bound on the height of $A \geq 3.4$. The numerical results for the winged pulse, indicate that the threshold appears earlier than the square pulse threshold, at around $A \geq 3$. Figure 2 shows a case below the height threshold for $A = 2$ and figure 3 one above threshold for $A = 3$ both for $w = 3.1$.

In figure 2 only phonons are seen to emanate from the central region, while figure 3 shows a prominent peak centered at the origin and a small trail of phonons in both directions. From the graph of figure 3 we can read off the oscillation period to be $T=7.32$, very close to the value inferred from eq.(16) of $T=7.2$. As the initial pulse lacks a sharp edge, there is some uncertainty in the value of w_{eff} entering eq.(16). From T , we find $\alpha = \frac{2\pi}{T} = 0.857$ and $\beta = 0.515$. The latter value is in rough agreement with the one obtained from eq.(19).

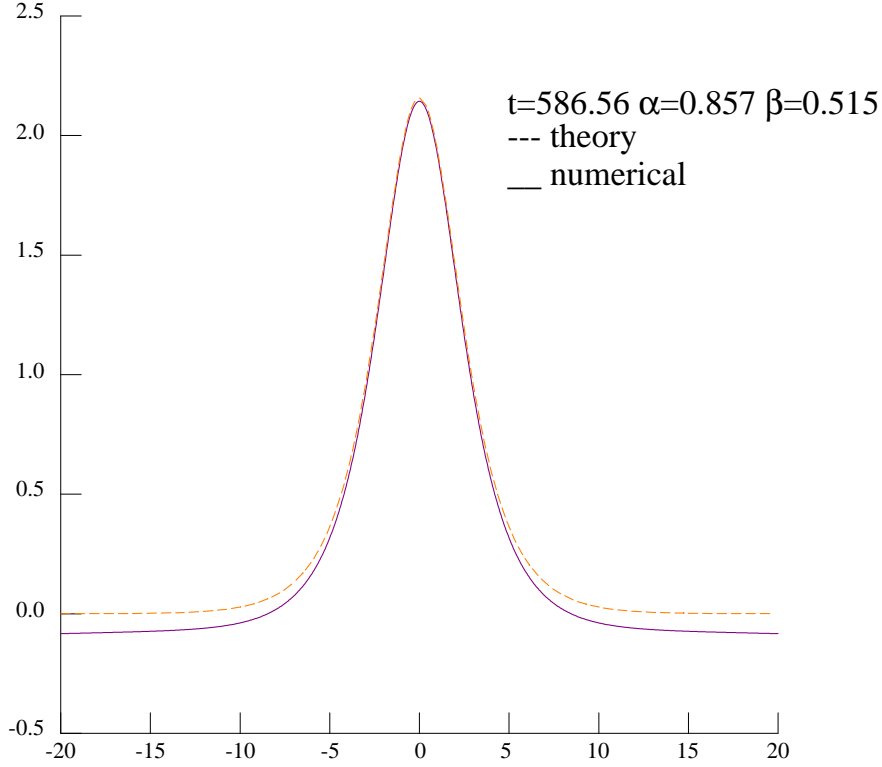


Figure 4: Central peak of the Sine-Gordon solution of figure 3 compared to eq.(23).

$$\begin{aligned}
 u(x, t) &= 4 \tan^{-1} \left(\frac{\frac{\beta}{\alpha} U}{V} \right), \\
 U &= \cos(\alpha (t + t_0)), \\
 V &= \cosh(\beta x).
 \end{aligned} \tag{23}$$

We can now compare the central peak in figure 3, presumed to be a breather, with the theoretical expression of eq.(23). The comparison is depicted in figure 4. Except for small phonon contributions, the profiles fit perfectly. The central peak is a breather. We performed many other numerical simulations with the same outcome. There are breather production thresholds for both the width and amplitude of the initial almost square pulse and the constraint of eq.(19) is approximately satisfied above the width threshold.

We have also investigated the width threshold dependence on \tilde{w} . Figure 5 depicts the dependence of w_{thresh} on \tilde{w} . As $\tilde{w} \rightarrow 0$, $w_{thresh} \rightarrow \pi$, confirming the prediction of eq.(18). In the same figure we graphed the energies of the initial pulse. As expected, it becomes increasingly difficult to deal numerically with the smaller \tilde{w} cases. Very fine grids and consequently very small time steps were needed in order to get a reasonable accuracy in

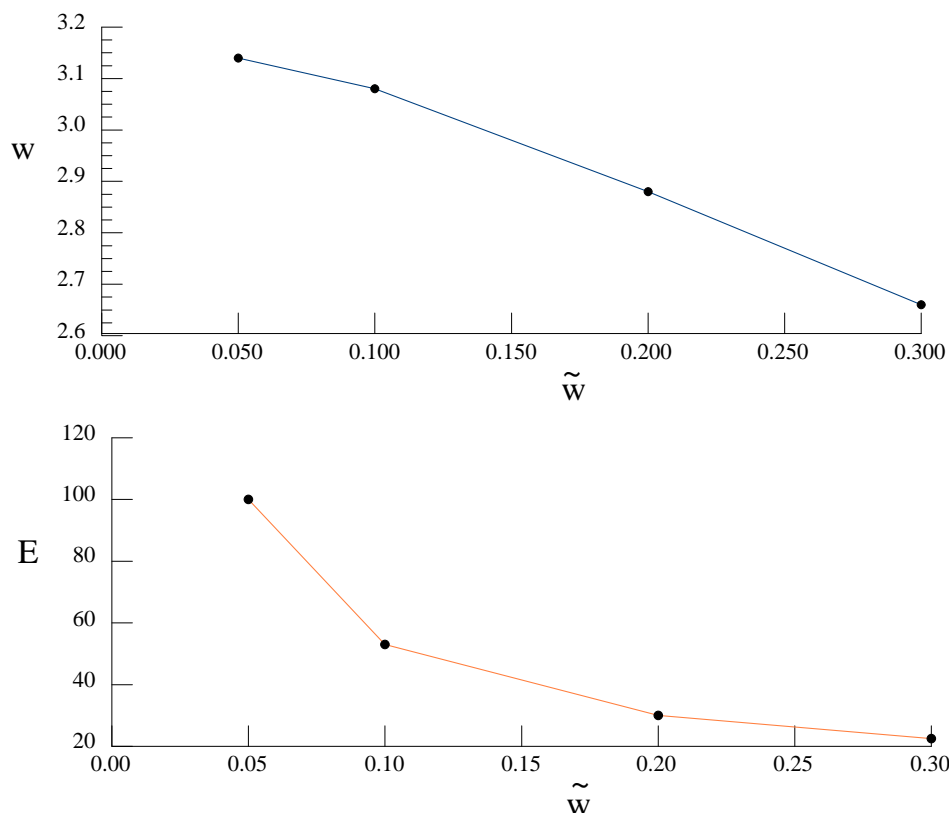


Figure 5: Width threshold w_{thresh} and energy as a function of \tilde{w} for an initial pulse of height $A=2.8$

the energy after the integration. Below $\tilde{w} = 0.5$ it was virtually impossible to integrate the equation in a reliable manner.

In section 2, we mentioned that the pole formula of eq.(19) appears to be signaling a transition in the spectrum of decay products at $A = 4$. Figures 6 and 7 show numerical experiments for widths below and above the width threshold and pulse heights greater than 4. A transition is indeed observed. Irrespective of the width of the initial pulse, instead of a central breather, a pair of back to back breathers receding from the center is observed. The back to back feature insures linear momentum conservation.

4 Conclusions

The IST method proves to be a transparent and powerful tool for the determination of the decay products of an initial pulse in the Sine-Gordon equation. In section 2 we found constraints on the width and height of a square pulse for its subsequent decay to a Sine-Gordon breather. The constraints found support in the numerical results of section 3. The

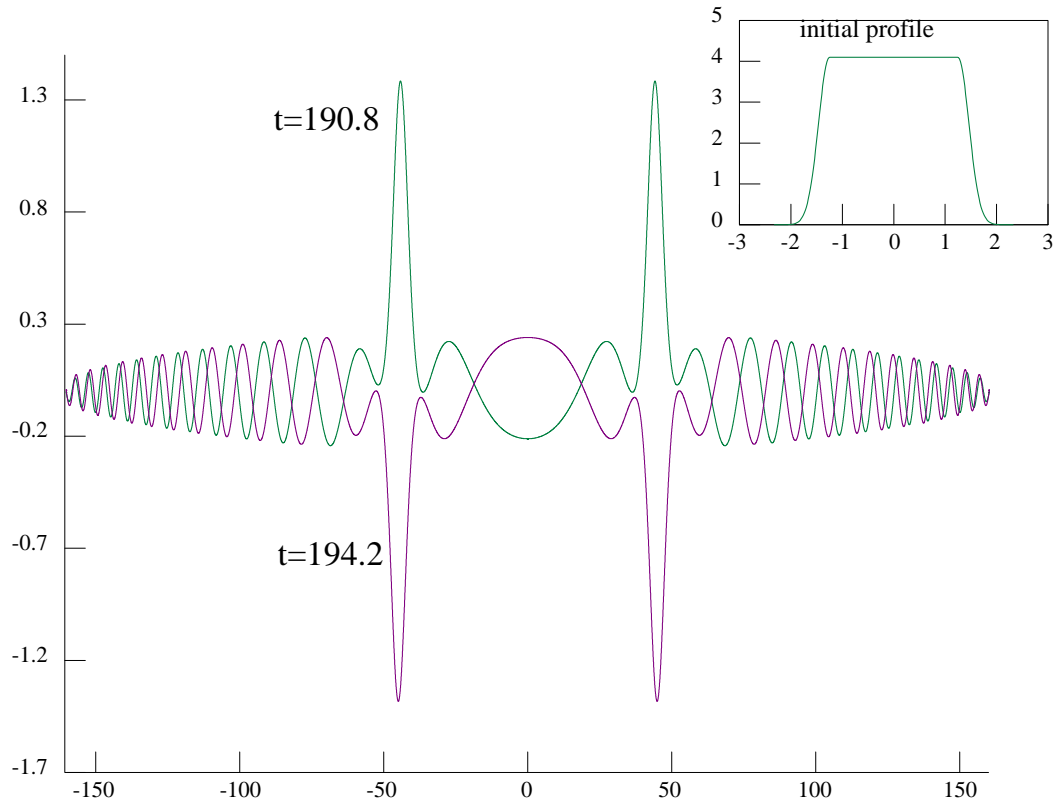


Figure 6: Sine-Gordon equation solution for an initial pulse with $A = 4.1$, $w = 2.5$, below the width threshold.

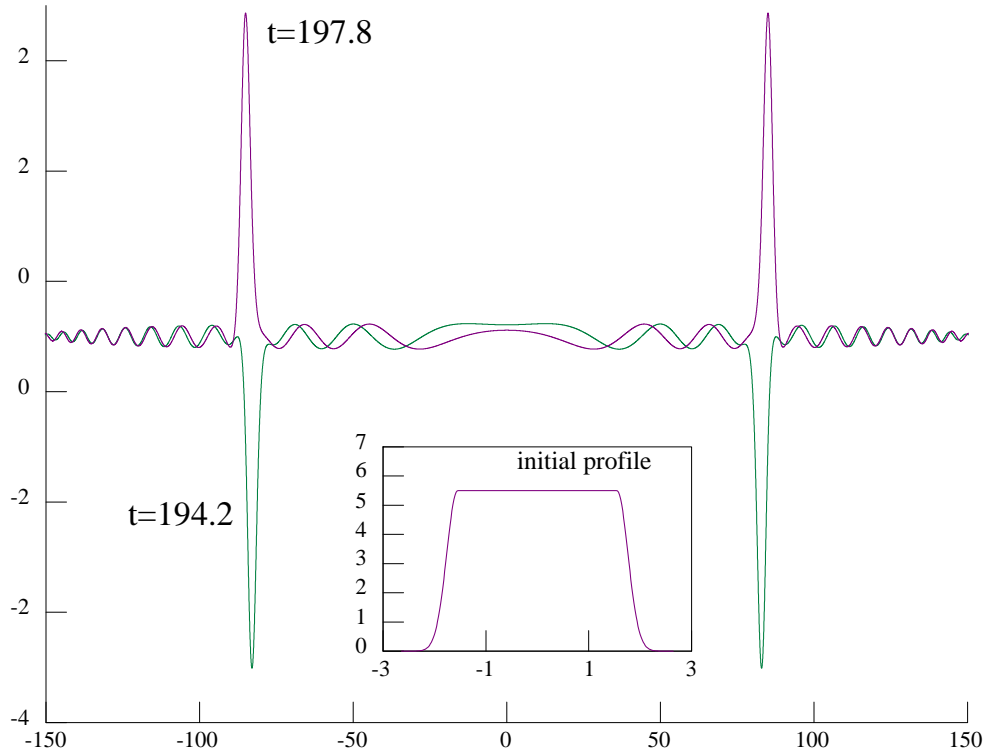


Figure 7: Sine-Gordon equation solution for an initial pulse with $A = 5.5$, $w = 3.1$, above the width threshold

results are of relevance also for the process of resonant self induced transparency in optical fibers.

We conclude with some remarks on phenomena seen in the numerical simulations and not depicted above: 1) Besides a breather or a pair of receding breathers and phonons, other complicated structures, such as double breathers were seen to arise in the decay of large amplitude initial pulses. 2) We did not find any case for which a square pulse leads to soliton-antisoliton pair production regardless of its width, height or energy. 3) In the present investigation we did not address the structure of the phonon spectrum, although we did manage to fit it with the long time analytical expressions of Segur and Ablowitz[8]. These issues, as well as other related problems will be taken up in future work.

References

- [1] G. L. Lamb, Jr., *Elements of Soliton theory* Wiley Interscience, New York (1980).
- [2] M. Remoissenet, *Waves called solitons : concepts and experiments* , Springer Verlag, Berlin (1996)
- [3] L.P. Eisenhart, *A Treatise on the Differential Geometry of Curves and Surfaces*, Dover, New York (1960).
- [4] M. J. Ablowitz and H. Segur *Solitons and the Inverse Scattering Transform*, SIAM, Philadelphia (1981).
- [5] G. Kälbermann, Jour. of Phys. **A 37**, 11603 (2004).
- [6] V. E. Zakharov and P. B. Shabat, Sov. Phys. JETP **34** 62 (1972).
- [7] H. Segur, J. Math. Phys. **24**, 1439 (1983).
- [8] H. Segur and M. J. Ablowitz, Physica **3D**, 165 (1981).