

Time-dependent local Green's operator and its applications to manganites

H. Aliaga

*Lehrstuhl für Theoretische Physik III, Institut für Physik,
Universität Augsburg, D-86135 Augsburg, Germany.*

(Dated: February 24, 2019)

An algorithm is presented to calculate the electronic local time-dependent Green's operator for manganites-related hamiltonians. This algorithm is proved to scale linearly with the number of states in the Hilbert-space, is able of parallel implementation, and outperforms computationally the Exact Diagonalization (ED) method for clusters larger than 100 sites. This method together with the Monte Carlo (MC) technique is used to derive new results for the manganites phase diagram for the spatial dimension $D=3$ and half-filling. We obtain as a function of an insulating parameter, the sequence of ground states given by: ferromagnetic (FM), antiferromagnetic AF-type A, AF-type CE, dimers and AF-type G, which are in remarkable agreement with experimental results.

PACS numbers: 75.50.Pp, 75.10.Lp, 75.30.Hx, 75.10.-b, 75.30.Vn, 75.40.Mg

I. INTRODUCTION

The doped manganites are interesting not only because of the potential applications of their 'colossal' properties, but also because they are fascinating systems to study due to the delicate balance of interactions between charge, spin, and orbital degrees of freedom.[1]

One of the successful theoretical approaches to the study of the manganites phase diagrams, is based on effective models that consider the competition between double-exchange (DE), superexchange (SE), and the electron-phonon interactions[2]. These models and techniques have predicted interesting phenomena, like nanoscale phase-separation[3], influence of disorder in metal-insulator transitions[4], and the existence of non-trivial magnetic phases[5], among other phenomena. The ground states of such systems and the finite-temperature properties were obtained using simulations on clusters of spins using the Monte Carlo (MC) technique together with the calculation of the electronic energies by means of the exact diagonalization (ED) technique[3] at each single MC step. In order to extract useful information from the simulations, one needs to analyze different sizes for the clusters, where the CPU (Central Processing Unit) memory and time scale as the number of states in the Hilbert space to the third- and fourth-power, respectively.

Moreover, it is of fundamental importance to consider the Mn- e_g orbitals $d_{x^2-y^2}$ and $d_{3z^2-r^2}$ at each site[1], which doubles the size of the matrices respect of the case of a single band. The ED operations have to be performed several thousands times in a typical simulation, practically limiting the spatial dimensions of the clusters considered to $D=1$ and 2. The reduction in the dimensionality of the system artificially breaks the degeneracy of the orbitals $d_{x^2-y^2}$ and $d_{3z^2-r^2}$, modifying the electronic properties of the system.

For all these reasons it is important to find an alternative way to calculate the electronic energy that avoids the natural limitations of the ED scheme, allowing to expand the size of the clusters and the spatial dimen-

sionality. An efficient and fast way to calculate the time-dependent Green's operator in an effective model conceived for manganites will be described in this work. This method uses the Chebyshev expansion of the time evolution operator[6] which is an extremely accurate and fast way to obtain the dynamics response of quantum many-body systems. For a system consisting of 10 spins $S=1/2$ with Heisenberg-like interactions, this expansion is three orders of magnitude faster than the ED method, and for a variety of considered cases, is one of the most efficient time-marching schemes to keep track of the time evolution of a quantum system, where CPU memory and time basically scale linearly with system size.[6]

In this work we will focus our attention to non-trivial single-particle Hamiltonians, where the Hilbert space grows linearly with the size of the system. More generally speaking, the presently described method, which will be referred as the *Dyn* method, provides an alternative way to calculate the local time-dependent Green's operator for the time-dependent Schrödinger equation (TDSE). The Chebyshev expansion of the hermitian, time-independent, differential Hamiltonian operator H will be applied to a model related to manganites, which is more efficient than the ED technique for electronic clusters larger than 100 orbitals. The feasibility of the method will be tested proposing fixed spins configuration and comparing the densities of states with well known analytic results. Then the ground states, electronic properties and phase diagram for $D=3$ will be determined by means of the *Dyn* method together with the MC technique and a comparison with experimental results will be made.

The text is organized as follows: in Section II the Hamiltonian model is described, the formalism regarding the calculation of the time-dependent local Green's operator is given in Section III and in Section IV a benchmark test is used to compare the CPU time as a function of the lattice sites needed by the ED and *Dyn* methods. In Sections V and VI, the cases of one orbital per site are considered. For fixed configurations of the spins, the

electronic density of states are calculated and compared with analytical results, and the relative error is discussed. In Section VII the *Dyn* method is used together with the Monte Carlo technique to obtain the ground state and reproduce the phase diagram in two spatial dimensions ($D=2$), and the results are compared with the MC+ED technique. In Section VIII the MC+*Dyn* technique is used to obtain the phase diagram for filling $x=1/2$ and $D=3$, and the new results are discussed. Finally, Section IX contains a discussion of the the main results and general conclusions.

II. MANGANITE EFFECTIVE HAMILTONIAN

We will consider throughout this work the cases of (A) one and (B) two orbitals per site, together with the spatial dimensions, $D=1, 2$ and 3 . The Hamiltonian model to be considered[5] is quadratic in fermionic operators,

$$\begin{aligned} H = & - \sum_{\mathbf{i}\mathbf{a}\gamma\gamma'\sigma} t_{\gamma\gamma'}^{\xi} (d_{\mathbf{i}\gamma\sigma}^{\dagger} d_{\mathbf{i}+\mathbf{a}\gamma'\sigma} + h.c.) - J_H \sum_{\mathbf{i}} \mathbf{S}_{\mathbf{i}} \cdot \mathbf{S}_{\mathbf{i}} \\ & + J_{AF} \sum_{(\mathbf{i},\mathbf{j})} \mathbf{S}_{\mathbf{i}} \cdot \mathbf{S}_{\mathbf{j}} + \lambda \sum_{\mathbf{i}} (Q_{1i}\rho_i + Q_{2i}\tau_{xi} + Q_{3i}\tau_{zi}) \\ & + (1/2) \sum_{\mathbf{i}} (\beta_r Q_{1i}^2 + Q_{2i}^2 + Q_{3i}^2), \end{aligned} \quad (1)$$

For the case (B), the operators $d_{\mathbf{i}\mathbf{a}\sigma}$ ($d_{\mathbf{i}\mathbf{b}\sigma}$) represent the annihilation of an e_g -electron with spin σ , in the $d_{x^2-y^2}$ ($d_{3z^2-r^2}$) orbital at site \mathbf{i} , and ξ is the vector connecting nearest-neighboring (NN) sites. The first term in H is the NN hopping of e_g electrons with amplitude $t_{\gamma\gamma'}^{\xi}$ between γ - and γ' -orbitals. For the (B) $D=2$ case, the hopping amplitude along the ξ -direction is given by: $t_{aa}^x = -\sqrt{3}t_{ab}^x = -\sqrt{3}t_{ba}^x = 3t_{bb}^x = t_{ij}t_h$, and $t_{aa}^y = \sqrt{3}t_{ab}^y = \sqrt{3}t_{ba}^y = 3t_{bb}^y = t_{ij}t_h$. The parameter t_h is the hopping transfer integral and will from now on the energy unit of the model, and the parameter t_{ij} is a complex scalar that depends on the relative orientation of neighboring localized spins $\mathbf{S}_{\mathbf{i}}$ and $\mathbf{S}_{\mathbf{j}}$, assumed classical with $|\mathbf{S}|=1$, and characterized by the polar and azimuthal angles, θ_i and φ_i [3]

$$t_{ij} = \cos(\theta_i/2) \cos(\theta_j/2) + e^{-i(\varphi_i - \varphi_j)} \sin(\theta_i/2) \sin(\theta_j/2) \quad (2)$$

when the approximation of very large J_H is used. It should be kept in mind that for $\lambda = 0$ the original degeneracy of the $d_{x^2-y^2}$ and $d_{3z^2-r^2}$ orbitals is explicitly broken in the $D=2$ case. The hopping process along the \mathbf{x} - and \mathbf{y} - directions favor the occupation of the $d_{x^2-y^2}$ over the $d_{3z^2-r^2}$ orbitals in an important range of fillings. For that reason it is important to consider the $D=3$ case, where the degeneracy is recovered when the hopping processes along the $\mathbf{a}=\mathbf{z}$ direction are included, that is for $t_{aa}^z = t_{ab}^z = t_{ba}^z = 0$ and $t_{bb}^z = 4t_{ij}t_h/3$.

In the second term of Eq. (1), the Hund constant $J_H(>0)$ couples the spin $\mathbf{s}_{\mathbf{i}} = \sum_{\gamma\nu_1\nu_2} d_{\mathbf{i}\gamma\nu_1}^{\dagger} \sigma_{\nu_1\nu_2} d_{\mathbf{i}\gamma\nu_2}$

(σ =Pauli matrices) of the e_g electrons with the localized t_{2g} -spin $\mathbf{S}_{\mathbf{i}}$. The constant J_H is here considered as infinite or very large, and the model is drastically simplified.[3]

The third term is the AF coupling J_{AF} between NN t_{2g} spins. The fourth term couples e_g electrons and MnO_6 octahedral distortions, λ is a dimensionless coupling constant, Q_{1i} is the breathing-mode distortion, and Q_{2i} and Q_{3i} are, respectively, the (x^2-y^2) - and $(3z^2-r^2)$ -type Jahn-Teller (*JT*) mode distortions, $\rho_i = \sum_{\gamma,\sigma} d_{\mathbf{i}\gamma\sigma}^{\dagger} d_{\mathbf{i}\gamma\sigma}$, $\tau_{xi} = \sum_{\sigma} (d_{\mathbf{i}\mathbf{a}\sigma}^{\dagger} d_{\mathbf{i}\mathbf{b}\sigma} + d_{\mathbf{i}\mathbf{b}\sigma}^{\dagger} d_{\mathbf{i}\mathbf{a}\sigma})$, and $\tau_{zi} = \sum_{\sigma} (d_{\mathbf{i}\mathbf{a}\sigma}^{\dagger} d_{\mathbf{i}\mathbf{a}\sigma} - d_{\mathbf{i}\mathbf{b}\sigma}^{\dagger} d_{\mathbf{i}\mathbf{b}\sigma})$. The fifth term is the quadratic potential for adiabatic distortions and β_r is the ratio of spring constants for breathing- and *JT*-modes, which for manganites is approximately given by $\beta_r \approx 2$. [7]

In the (A) case, one spherical s orbital per site will be considered and the orbital indexes in Eq. (1) can be dropped, that is $\gamma = \gamma'$. The hoppings amplitudes for the different spatial cases are defined for (A) $D=1$ as $t^x=t_{ij}t_h$; for (A) $D=2$ as $t^x=t^y=t_{ij}t_h$ and for (A) $D=3$ as $t^x=t^y=t^z=t_{ij}t_h$. For the case (A) the electron-phonon interaction and the oxygen degrees of freedom are not considered, that is $Q_{1i}=Q_{2i}=Q_{3i}=\lambda=\beta_r=0$. This case will allow to compare the density of states obtained with the *Dyn* method and well-known analytical results.[8]

III. TIME-DEPENDENT LOCAL GREEN'S OPERATOR

Without loss of generality, the bra and ket notation will be used from now on. Although the formalism given in this work is oriented to analyze a model related to manganites (Eq.1), the results are valid for any hermitian, time-independent, differential operator H expressed in matrix form, which possesses a complete set of eigenfunctions $\{|\phi_n\rangle\}$ and eigenvalues $\{\gamma_n\}$, satisfying N equations of the form,

$$H |\phi_n\rangle = \gamma_n |\phi_n\rangle \quad (3)$$

In case the set of eigenfunctions and eigenvalues are known, the Green's operator for a one-particle Hamiltonian[8] $G(t)$ can be calculated as,

$$G(t) = -ie^{-iHt/\hbar} = -i \sum_{n=1}^N e^{-i\gamma_n t/\hbar} |\phi_n\rangle \langle \phi_n| \quad (4)$$

where the Planck constant will be set to $\hbar = 1$. We can define $G^+(t) = \Theta(t) G(t)$, where $\Theta(t)$ is the Heaviside step function. After Fourier-transforming $G^+(t)$, the frequency-dependent Green's operator is obtained,

$$G^+(\omega) = \int_{-\infty}^{+\infty} \frac{e^{i\omega t} G^+(t) dt}{\sqrt{2\pi}} \quad (5)$$

which in turn, allows to obtain the electronic density of states,

$$\rho(\omega) = -\frac{1}{\pi} \text{Im} [Tr (G^+(\omega))] \quad (6)$$

However, in order to evaluate (Eq.1-6) the knowledge of the eigenfunctions is needed, which is a difficult task even for non-trivial single particle Hamiltonians. In this work a novel way is proposed to calculate this local time-dependent Green's operator, without the explicit knowledge of the set of eigenfunctions $\{|\phi_n\rangle\}$. It will be shown later (Fig. 1) that this algorithm outperforms the ED technique for lattices larger than 100 sites, *without* providing the information regarding the eigenfunctions $\{|\phi_n\rangle\}$. The local time-dependent Green's operator must be expressed in terms of the local basis states $\{|n\rangle\}$ instead of the eigenfunction's set $\{|\phi_n\rangle\}$ as

$$G(t) = -i \sum_{n=1}^N e^{-iHt} |n\rangle\langle n| \quad (7)$$

and then follow the steps of Eqs. 5-7 to obtain $\rho(\omega)$. It has been shown by Dobrovitski et al.[6] that using a Chebyshev expansion method can be an extremely precise and fast way to evaluate the time evolution operator. The time-dependent Green's functions are matrix elements of the operator G , and are evaluated as

$$G(i_0, j_0; t) = -i \sum_{n=1}^N \langle j_0 | n \rangle \langle n | e^{-iHt} | i_0 \rangle \quad (8)$$

where $|i_0\rangle$ and $|j_0\rangle \in \{|n\rangle\}$, and the diagonal elements $G(i_0, i_0; t)$ are relevant for determining $\rho(\omega)$. The quantity $|G(i_0, j_0; t)|^2$ is the probability of creating the particle at site i_0 and detecting it at site j_0 , at time t later, and a decaying behavior with time is expected.

In order to carry out this expansion, it is first necessary to normalize H , by a value $|\gamma_{\max}|$ equal or higher than the highest eigenvalue in absolute value: $X = H/|\gamma_{\max}|$. As the Ht phase must be kept constant, the time t is normalized too, by $\tau = t/|\gamma_{\max}|$. [9]

Now the expansion of the normalized Hamiltonian X operator at time τ is,

$$\langle j_0 | e^{-iHt} | i_0 \rangle = \langle j_0 | J_0(\tau) \cdot 1 + 2 \sum_{k=1}^{\infty} J_k(\tau) T_k(X) | i_0 \rangle \quad (9)$$

where $J_k(\tau)$,

$$J_k(\tau) = \int_{-1}^{+1} \frac{e^{-ixt} T_k(x) dx}{\sqrt{1-x^2}} \quad (10)$$

are the k -order Bessel function of the first kind, and $T_k(x)$ are the Chebyshev polynomials defined recursively by,

$T_0(X) = 1$, $T_1(X) = -iX$ and $T_{k+1}(X) = -iX T_k(X) + T_{k-1}(X)$, for $k > 1$. Since the value of a Bessel function decreases as $J_k(\tau) \approx (\tau/k)^k$, the truncation of the series to the order K_{\max} leads to an error that decreases exponentially with K_{\max} . In practice, holding terms of the order $K_{\max} \approx 1.5\tau$ is enough to get an accuracy of 10^{-7} in the wave function.[10]

IV. BENCHMARK TESTING

The performance of the *Dyn* algorithm was benchmark tested on a AMD Athlon 2500+ (1.85Ghz) processor against the ED algorithm on square random hermitian matrices. In Fig. 1 are shown the actual computational times required to compute the eigenvalues as a function of the rank of the matrix H , R_H , using the *EIGCH - IMSL* library (ED algorithm, closed circles) and the *Dyn* algorithm (open triangles). In the last case, the dependence can be fitted linearly, $time = (0.117s + 0.019 * R_H)$ sec, when the total simulation time $\tau_{sim} = 400$ is used.

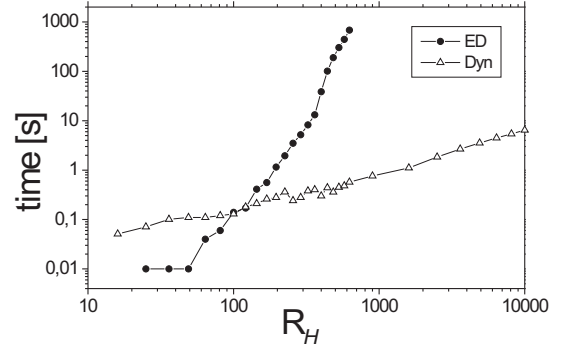


FIG. 1: Computational time required to compute the eigenvalues as a function of the range of the matrix H , R_H , using the *EIGCH - IMSL* library (ED algorithm, closed circles) and the *Dyn* algorithm (open triangles).

For the ED case a power-like behaviour is observed, and for $R_H=10000$ an estimated time of $10^8 \text{secs} \approx 3 \text{years}$ is needed to perform this task, while 7 orders of magnitudes less are needed for the *Dyn* technique. We can observe that for matrices larger than 100×100 , the present method outperform the ED technique by far. This extraordinary performance can be understood intuitively by the following reasons: 1) The efficiency of the recursive relation of the $T_k(x)$ operators, 2) The functions $J_k(\tau)$ are relatively inexpensive to obtain computationally,[11] 3) No explicit multiplication between the $T_k(x)$ operators and the vectors $|i_0\rangle$ is necessary.[12] 4) The information regarding the eigenstates is avoided.

V. CASE A: ONE ORBITAL PER SITE AND FM CONFIGURATION

The *Dyn* method can be directly tested with the analytical results for the density of states in cubic lattices for $D=1, 2$ and 3 . This can be done by considering one orbital per site for Eq. (1), and the case where θ_i and φ_i are constant for all i , that is the ferromagnetic (FM) phase where all the spins \mathbf{S}_i are parallel. The effect of the phonons will not be considered and H is normalized by the value $|\gamma_{\max}| = 2Dt_h$.

The *Dyn* method basically is an efficient way to keep track of the time evolution of a wave-packet. In Fig. 2 can be seen the probability $|G(i_0, j_0; \tau)|^2$ as a function of the site j_0 , when a particle is created at time $\tau = 0$, in the 500th site of a 1000-site chain and destroyed at a time τ later, considering periodic boundary conditions (PBC). In Fig. 2(a) the snapshot was taken at a time $\tau = 1000$, where the wave-front is moving away from the i_0 site, indicated by the arrows. In the case 2(b) the wave-front has crossed the boundaries of the chain, and is moving towards the center of the chain, at a time $\tau = 3600$. [13]

It is possible to recover results for the infinite-size limit, provided the maximum time while the simulation τ_{sim} is carried out is less than the time that the 'wave front' τ_{wf} reaches back to the site i_0 , $\tau_{sim} < \tau_{wf}$. In the opposite limit, $\tau_{sim} \gg \tau_{wf}$, this method obtains the discrete resolution of the density of states spectra corresponding to a finite-lattice model.

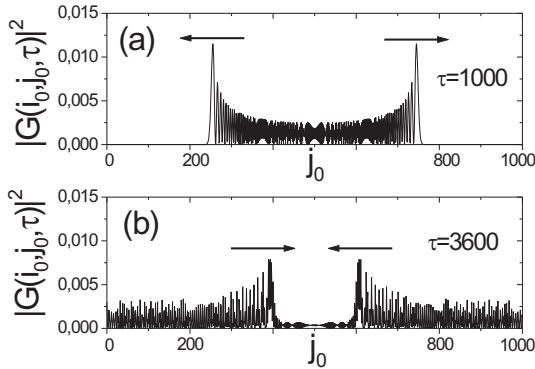


FIG. 2: The probability $|G(i_0, j_0; \tau)|^2$ as a function of the site j_0 , when a particle is created at time $\tau = 0$, in the middle of a 1000-site chain (PBC), and measured at a time $\tau = 1000$ later (a), and at a time $\tau = 3600$ (b). The arrows show the direction of movement of the wave-front.

Keeping track of the wave amplitude at the site i_0 , will allow us to study the behavior of $G(i_0, i_0; \tau)$ for the different spatial dimensions. In Fig. 3 it is shown the time-dependence of $Im[G(i_0, i_0; \tau)]$ for the $D=1$ (open circles, 1000 sites), $D=2$ (closed triangles, 100x100 sites) and $D=3$ (full line, 50x50x50 sites) cases. The corresponding real component of $G(i_0, i_0; \tau)$ is zero.

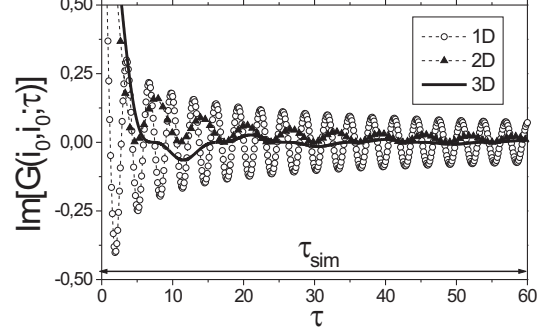


FIG. 3: Time-dependence of $Im[G(i_0, i_0; \tau)]$ for the $D=1$ (open circles), $D=2$ (up closed triangles) and $D=3$ (full line) cases, for lattice sites 1000, 100x100, and 50x50x50, respectively. The simulation is carried out up to the cut-off time τ_{sim} . At time $\tau = 0$, $Im[G(i_0, i_0; 0)] = 1$, for $D=1, 2$ and 3 .

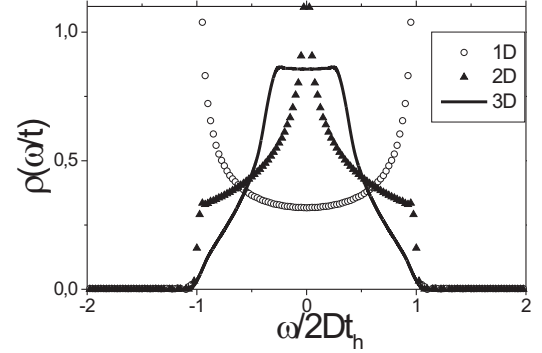


FIG. 4: Frequency-dependence of $\rho(\omega)$ for the FM case in 1D (open circles), 2D (closed triangles) and 3D (full line).

After Fourier-transforming the value of $G(i_0, i_0; \tau)$, the corresponding densities of states $\rho(\omega)$ are obtained and shown in Fig. 4, and are in remarkably good agreement with analytical densities of states.[8] The simulations are carried out for the case $\tau_{sim} < \tau_{wf}$, where an approximation to $\rho(\omega)$ for an infinite system is obtained.

In order to compare the discrete nature of the density of states of finite clusters, a comparison of $\rho(\omega)$ for an 8x8 cluster of sites is given in Fig. 5, with $\tau_{sim}=800$ (open circles), and $\tau_{sim}=10000$ (full line). The values picked for τ_{sim} correspond to the case $\tau_{sim} \gg \tau_{wf}$, and the greater the value of τ_{sim} the higher and narrower are the peaks obtained for $\rho(\omega)$, for that reason the distributions are not plotted on the same vertical scale. The distribution of eigenvalues obtained with ED is as follows (in units of t_h): ± 4 , ± 3.41421 , ± 2.82843 , ± 2 , ± 1.4142 , ± 0.58579 , and 0 . The eigenvalues ± 4 are not degenerate, and the rest of them are four-fold degenerate with the exception of the eigenvalues ± 1.4142 (8 times), and the eigenvalue 0

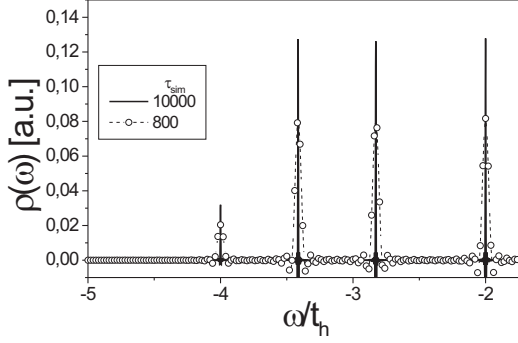


FIG. 5: Electronic density $\rho(\omega)$ of states for an 8×8 cluster for the FM case in the energy interval $[-4.25t_h, -2.75t_h]$, obtained using the *Dyn* method, with $\tau_{sim}=10000$ (full line) and $\tau_{sim}=800$ (open circles). Details of the complete spectra found following the ED method are described in the text.

(14 times). The peak positions obtained with *Dyn* are in good agreement with the ED results, where the precision is proportional to τ_{sim} .

The finiteness of the time simulation τ_{sim} causes an oscillatory dependence in $\rho(\omega)$, and for values of ω close to the eigenvalues, $\rho(\omega)$ can have even small negative values. This behavior is commonly known as 'overshooting' in the Fourier transformation context and the effects of this error are lessened by integration when the electronic energy is required. The peaks distributions obtained with *Dyn* have a finite-frequency width $\Delta\omega \approx (4D\pi)/\tau_{sim}$, where $4D$ is the electronic band-width in units of t_h .

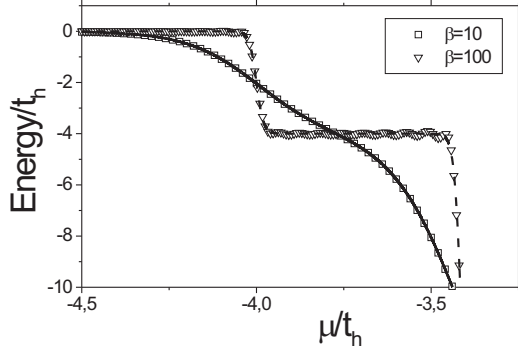


FIG. 6: Electronic Energy vs. chemical potential. The full (open squares) and dashed lines (down triangles) correspond to the electronic energy obtained with the ED (*Dyn*) method at inverse temperatures $\beta=10$ and 100 respectively, for $\tau_{sim}=400$.

The total electronic energy is obtained by integration of $\rho(\omega)$, and in Fig. 6 its dependence vs. chemical potential μ is shown, where the full (open squares) and dashed

lines (up triangles) corresponds to the electronic energy obtained with the ED (*Dyn*) method at inverse temperatures $\beta=10$ and 100 respectively, for $\tau_{sim}=400$. For the depicted ω -range it can be observed at low temperatures two plateaus centered around the eigenvalues $-4t_h$ and $-3.41421t_h$, obtained after integrating the delta-shaped density of states. At lower temperatures the 'overshooting' oscillations become more notorious, and its effects tend to be weakened as the temperature is increased.

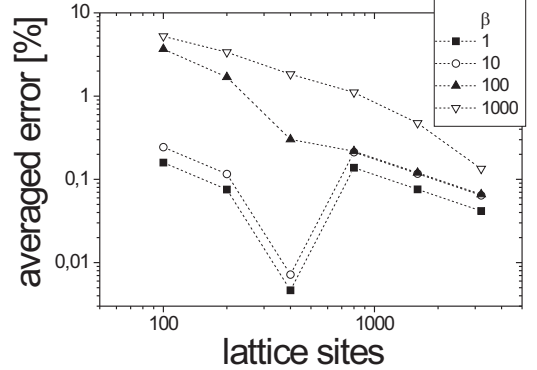


FIG. 7: Averaged error of electronic energies as a function of τ_{sim} , for values of $\beta=1$ (circles), 10 (squares), 100 (up triangles), and 1000 (down triangles).

We define the relative averaged error of the *Dyn* method in the electronic energy, for $\mu \in [-2Dt_h, +2Dt_h]$, by

$$\text{averaged error} = \frac{1}{N_{\tau_{sim}}} \sum_{i=1}^{N_{\tau_{sim}}} \frac{\sqrt{(E_{ED,i} - E_{Dyn,i})^2}}{E_{ED,i}}$$

where the electronic energies $E_{ED,i}$ and $E_{Dyn,i}$ were calculated using both methods for $N_{\tau_{sim}}=6400$ equispaced frequencies in the interval $[-2Dt_h, +2Dt_h]$, and plotted in Fig. 7 as a function of τ_{sim} , for values of $\beta=1$ (circles), 10 (squares), 100 (up triangles), and 1000 (down triangles). We can observe that the averaged error is larger when β increases, and decreases when τ_{sim} is increased, but in a non-monotonic way, and it diverges for values of μ out of the band. In the present work, the *Dyn* method will be used together with the MC technique for filling $x=1/2$, where the averaged error is less than 0.1% . High precision schemes can be achieved for the case when $\tau_{sim}/\tau_{wf} = L \gg 1$ and $L \lesssim \text{mod}(\tau_{sim}, \tau_{wf})$, where L is an integer number and $\text{mod}()$ is the modulus operation.

VI. CASE A: ONE ORBITAL PER SITE AND PM CONFIGURATION

The case of a random distribution for θ_i and φ_i : $\theta_i \in [0, \pi]$ and $\varphi_i \in [0, 2\pi]$ is relevant in the present model of

Eq. (1) as it represents a particular statistical realization of the paramagnetic (PM) phase, and it will be used as another test for the *Dyn* method. In Fig. 8 it is shown the time dependence of $\text{Im}[G(i_0, i_0; \tau)]$ for the FM (full line) and the PM (open circles) cases. In the last case, a random i_0 site in a $D=2$, $N=6400$ sites lattice (80×80) was chosen, and we can see an irregular time dependence, with an average characteristic period longer than the FM case.

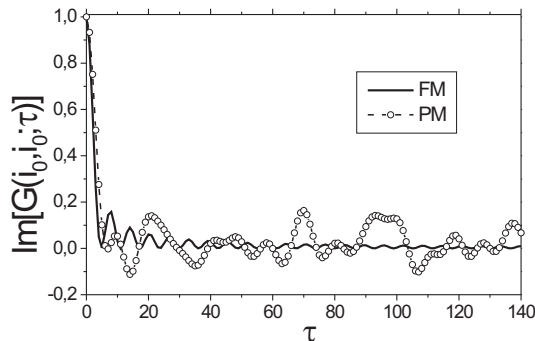


FIG. 8: Time dependence of $\text{Im}[G(i_0, i_0; \tau)]$ for the FM (black open circles) and the PM (full red curve) cases, for a random-picked i_0 site in the 80×80 square lattice.

The corresponding PM local electronic density $\rho_{i_0}(\omega)$ is depicted in Fig. 9 (open circles, dashed line), for the same random-chosen site i_0 . The full-line corresponds to the total density of states of the PM case, obtained after averaging the local density of states $\rho(\omega) = \frac{1}{N} \sum_{i_0=1}^N \rho_{i_0}(\omega)$. The disorder in the hopping distribution in the PM phase reduces the FM band-width by a factor $1/\sqrt{2}$. The quantity $\rho(\omega)$ can be obtained analytically for the PM case after considering this reduction of the FM band-width, but the ED results are not shown here, since the CPU time needed is about 6 orders magnitude longer than the corresponding using the *Dyn* method (See Fig. 1).

As the calculation of $\rho_{i_0}(\omega)$ is completely independent of the site considered, a speed-up of the algorithm should be achievable by means of a computational *parallel* implementation.[14]

VII. CASE B: TWO ORBITALS PER SITE AND THE MC ALGORITHM FOR GROUND STATE

The full expression of Eq.(1) is taken into account, together with the consideration of two orbitals per site. The ground state is sampled, through the calculation of

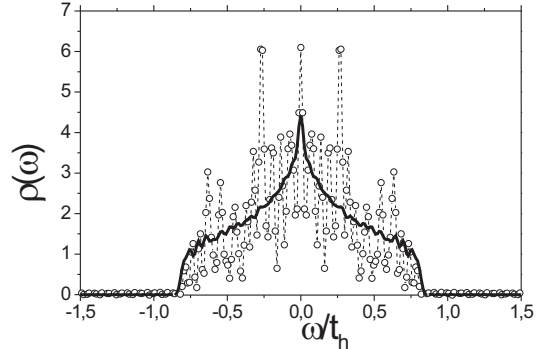


FIG. 9: The local density of states $\rho_{i_0}(\omega)$ for the FM (black dashed) and the PM (red dash-dot) phases, for a random-picked site i_0 . The blue full-line corresponds to the total density of states of the PM case, obtained after averaging the local density of states $\rho_{i_0}(\omega)$ for $1 \leq i_0 \leq 6400$ and normalized to one.

the partition function

$$Z = \prod_{i=1}^N \left[\int_0^\pi \sin \theta_i d\theta_i \int_0^{2\pi} d\varphi_i \right] \int_{-\infty}^{+\infty} \rho(\omega) e^{-\beta(\omega - \mu)} d\omega \quad (11)$$

obtained for each fixed proposed configuration the angles and displacements coordinates $\{\theta_i, \varphi_i, u_{x,i}, u_{y,i}, u_{z,i}\}$ for each site, and β is the inverse temperature. The model is analyzed primarily using a classical Monte Carlo (MC) procedure for the localized spins and phonons, in conjunction with the ED and *Dyn* methods for the electronic matrix. This last part of the process corresponds to the solution of the single-electron problem with hoppings determined by the localized spin and phonon configuration. The resulting electronic density is then filled with the number of electrons to be studied, that is, the simulations are carried out in the canonical ensemble.

A quantitative comparison of the electronic energies between both methods is given in Fig. 10, where the total averaged energies per site obtained using the ED (up triangles) and *Dyn* (closed circles) techniques, as a function of the parameter J_{AF}/t . The Monte Carlo simulations were performed on a 4×4 cluster, at a temperature $T/t=0.025$, $\lambda=1.0$, $\beta_r=2$ and filling $x=1/2$ (one particle every two sites). The vertical dashed lines represents approximately the values of J_{AF}/t where the energy level crossings occur between the FM, the AF-type CE, and the AF-type G phases. The phase diagram for $D=2$ was already obtained using the ED method[4], and the *Dyn* method is in excellent quantitative agreement with these results.

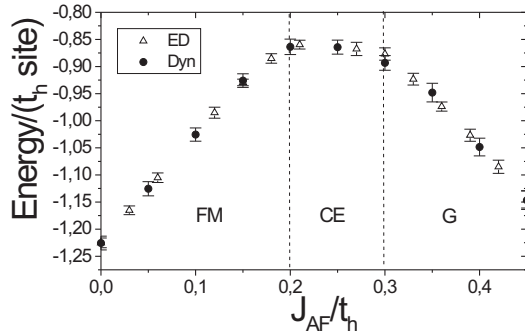


FIG. 10: Total energies per site obtained for the effective manganites model (Eq. 1) using the ED (up triangles) and Dyn (closed circles) techniques, as a function of the parameter J_{AF}/t_h . The Monte Carlo simulations were performed on a 4×4 cluster, at a temperature $T/t=0.025$, $\lambda=1.0$, $\beta_r=2$ and $x=1/2$. The dashed lines represents approximately the J_{AF}/t_h where the energy level crossings occur between the FM, the AF-type CE, and the AF-type G phases.

VIII. RESULTS FOR D=3

Novel results for the phase diagram $x=1/2$, $\lambda=0$, $D=3$ and very low temperatures are shown in Fig. 11, where the total energies per site of the ground states are plotted as a function of the parameter J_{AF}/t_h . As this parameter is increased, the AF-insulating character of the ground states obtained grows. The open triangles correspond to the energies obtained by means of MC+*Dyn* simulations at $T/t=0.02$, while the lines correspond to the energies of the ideal spin configuration of several phases on clusters of $4 \times 4 \times 4$, which are compared with ED results. The stability of the phases was analyzed by means of *Dyn* in $8 \times 8 \times 8$, $12 \times 12 \times 12$ and $16 \times 16 \times 16$ clusters. As mentioned before the orbital and charge distributions can be obtained only by means of the ED method, since the information regarding the eigenstates is completely lost when using the *Dyn* method.

The exact boundaries of the phases can be altered slightly with the size of the cluster considered, but the conclusions are general. Comparing with the phase diagrams in $D=2$ (Fig. 10) the appearance of the A and dimer phases for the case $D=3$. The A-phase, which consists of FM planes aligned antiferromagnetically between them, and the FM-phase are degenerate for $D=2$, but for the case $D=3$ their corresponding total energies are different, i.e. the degeneracy is removed. The dimer phase, which was obtained in $D=1$ and 2[5] considering one orbital per site, is not a ground state in $D=2$ with two orbitals per site due to the explicitly breaking of the symmetry between $d_{x^2-y^2}$ and $d_{3z^2-r^2}$ orbitals.

The dashed lines indicate the energy level crossing between the different ground states obtained. Increasing the insulating parameter J_{AF}/t_h the following sequence

of phases is obtained: FM, A, CE, dimers and G. It is worth to note that, with the exception of the dimers phase, these phases have been observed experimentally in half-doped manganites,[15, 16, 17, 18, 19] following approximately the same sequence.[20]

For values of J_{AF}/t_h in the interval $[0, 0.11]$ the ground state of the system corresponds to the metallic FM phase. The orbital configuration of this phase is highly degenerate, but analyzing snapshots at finite temperature orbital states of the form $\cos(\Theta) |d_{x^2-y^2}\rangle + \sin(\Theta) |d_{3z^2-r^2}\rangle$ with random values of Θ in the range $0 \leq \Theta \leq 2\pi$ are observed, namely the orbital state of this phase is completely disordered with an homogeneous distribution of the charges.

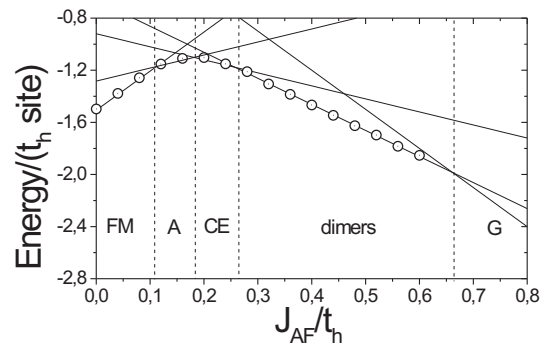


FIG. 11: Total energies per site of the ground states as a function of the parameter J_{AF}/t_h for $D=3$, $x=1/2$ and $\lambda=0$. The open triangles correspond to the energies obtained by means of MC simulations at $T/t=0.02$ on $4 \times 4 \times 4$ clusters, while the full lines correspond to the energies of the ideal spin configuration of several phases on clusters of $4 \times 4 \times 4$. The dashed lines indicate the energy level crossing between different ground states.

The A-phase is found for values of J_{AF}/t_h in the interval $[0.11, 0.18]$ and consists of FM planes aligned antiferromagnetically between them. The orbital distribution corresponds to majority occupation of the planar $d_{x^2-y^2}$ orbitals, which favors a metallic in-plane conductivity. At the same time this orbital arrangement favors the AF alignment between neighboring FM planes, where the hopping process inter-planes is strongly suppressed. This phase has been observed in the $\text{Pr}_{0.5}\text{Sr}_{0.5}\text{MnO}_3$ [15] and $\text{Nd}_{0.5}\text{Sr}_{0.5}\text{MnO}_3$ [16] compounds, in this last case in coexistence with the CE-phase.

For values of J_{AF}/t_h in the approximate interval $[0.18, 0.26]$ the ground state of the system corresponds to the CE-phase.[17] This magnetic phase was measured experimentally in the systems $\text{La}_{0.5}\text{Ca}_{0.5}\text{MnO}_3$ [18], $\text{Nd}_{0.5}\text{Sr}_{0.5}\text{MnO}_3$ [16], and $\text{Pr}_{0.5}\text{Ca}_{0.5}\text{MnO}_3$ [19]. Even for $\lambda=0$, the character of this phase is insulating and was analyzed in several theoretical works[4, 21, 22], where the details of the spin, charge and orbital configuration can be seen.[23]

The dimer phase consists of pairs spins $\uparrow\uparrow$ aligned antiferromagnetically to the neighboring pairs in the three spatial directions. This phase, which in $D=3$ is the ground state of the model in $J_{AF}/t_h \in [0.18, 0.66]$ was also obtained in $D=1$ and 2 [5]. The existence of FM dimers (Zener Polarons) along the zigzag chains of the CE-phase has been observed in $\text{Pr}_{0.6}\text{Ca}_{0.4}\text{MnO}_3$ [24] compounds, together with a dimerization of the Mn-Mn distances. More complex interactions should be included in the present model, like the displacement of the Mn cations together with the distance dependence of the couplings J_{AF} and t_h in order to reproduce this phase. For the pairs $\uparrow\uparrow$ directed in the $\xi = \mathbf{x}, \mathbf{y}$ or \mathbf{z} spatial directions, the orbital configuration of the dimers phase corresponds to orbitals $d_{3\xi^2-r^2}$.

Finally, for values $J_{AF}/t_h \gtrsim 0.66$ the insulating G phase is obtained. The range of parameters where the G and dimer phases are present corresponds to manganites with very small band-width and so far has not been experimentally observed up to date.

IX. CONCLUSIONS

In this work it was described an efficient high-performance algorithm to calculate the local time-dependent Green's operator for general hermitian, time-independent, linear differential operator H , expressed in matrix form. The time-dependent local Green's operator is expressed as a finite series of the Chebyshev polynomials of the normalized H operator, multiplied by the corresponding Bessel function of the first kind[6]. This approach, together with the fact that in the local basis no multiplication of matrices by vectors is needed to keep track of the time-evolution of an initial state, leads to an algorithm where CPU time and memory scale lin-

early with the number of states in the basis of the Hilbert space.

The total energies of an effective Hamiltonian for manganites were compared using the Exact Diagonalization technique and the novel *Dyn* method. The results obtained with both ED and *Dyn* methods were in general good agreement, and for lattices larger than 100 sites the *Dyn* method outperforms by far the ED technique. A parallelization of the algorithm is possible, with a speed-up factor close to the number of processors involved. The *Dyn* method could become the method of choice to expand the present computational limitations set by the ED method, and in particular to study the model for $D=3$.

It was shown that it is possible to recover results for the infinite-size limit[13], provided the maximum time of the simulation on a finite-lattice is less than the time that the 'wave front' reaches back to the site i_0 , $\tau < \tau_{sim}$. The discreteness nature of the spectra is obtained in the opposite limit, $\tau \gg \tau_{sim}$.

The *Dyn* method used together with the Monte Carlo technique was used to obtain new results for the manganites phase diagram for $D=3$ and half-filling. As a function of an insulating parameter we found the following sequence of ground states: FM, AF-type A, AF-type CE, dimers and AF-type G. These phases are in remarkable agreement with experimental results in half-doped manganites,[15, 16, 17, 18, 19] which follow approximately the same sequence.[20]

X. ACKNOWLEDGEMENTS

We are grateful to A. A. Aliaga, M. Kollar, D. Vollhardt, and V. V. Dobrovitski for helpful discussions. This work was supported by the Deutsche Forschungsgemeinschaft through SFB 484 (BN).

-
- [1] T. A. Kaplan and S. D. Mahanti, editors, *Physics of Manganites*, Kluwer Academic/Plenum Publishers, New York, 1998; Y. Tokura, editor, *Colossal Magnetoresistive Oxides*, Gordon and Breach, 2000; E. Dagotto, *Nanoscale Phase Separation and Colossal Magnetoresistance*, Springer-Verlag, Berlin, 2002.
 - [2] Y. Motome, N. Furukawa, and N. Nagaosa, Phys. Rev. Lett. 91, 167204 (2003). S. Yunoki, A. Moreo, and E. Dagotto, Phys. Rev. Lett. 81, 5612 (1998).
 - [3] E. Dagotto, S. Yunoki, A. L. Malvezzi, A. Moreo, J. Hu, S. Capponi, D. Poilblanc, and N. Furukawa, Phys. Rev. B 58, 6414 (1998).
 - [4] H. Aliaga, D. Magnoux, A. Moreo, D. Poilblanc, S. Yunoki, and E. Dagotto, Phys. Rev. B 68, 104405 (2003).
 - [5] T. Hotta, M. Moraghebi, A. Feiguin, A. Moreo, S. Yunoki, and E. Dagotto, Phys. Rev. Lett. 90, 247203 (2003). H. Aliaga, B. Normand, K. Hallberg, M. Avignon, and B. Alascio, Phys. Rev. B 64, 024422 (2001). D. J. Garcia, K. Hallberg, C. D. Batista, S. Capponi, D. Poilblanc, M. Avignon, and B. Alascio, Phys. Rev. B 65, 134444 (2002).
 - [6] V. V. Dobrovitski, H. A. De Raedt, M. I. Katsnelson, and B. N. Harmon, Phys. Rev. Lett. 90, 210401 (2003). V. V. Dobrovitski and H. A. De Raedt, Phys. Rev. E 67, 056702 (2003). J. S. Koe, M. T. Figge, and H. De Raedt, Phys. Rev. E 64, 066705 (2001).
 - [7] M. N. Iliev, M. V. Abrashev, H.-G. Lee, V. N. Popov, Y. Y. Sun, C. Thomsen, R. L. Meng, and C. W. Chu, Phys. Rev. B 57, 2872 (1998); T. Hotta, S. Yunoki, M. Mayr, and E. Dagotto, Phys. Rev. B 60, R15009-R15012 (1999).
 - [8] E. N. Economou, *Green's functions in quantum physics*. Springer-Verlag, 1983.
 - [9] That means that we can pick arbitrarily large values for $|\gamma_{\max}|$, but at the same time we will need to calculate longer time evolutions.
 - [10] The numerical accuracy of the computer-generated Bessel function of the first kind is reduced substantially for arguments greater than $\tau \approx 75$. In order to avoid this problem, the initial state have to be refreshed periodically.

- cally, for times $\tau \leq 75$.
- [11] N. Furukawa and Y. Motome, J. Phys. Soc. Jpn. 73 No.6 (2004) 1482-1489. Preprint cond-mat/0308298. In this work, an order N Monte Carlo algorithm based on the expansion of $F(x) = -\log [1 + e^{-\beta(x-\mu)}]$ in terms of Chebyshev polynomials: $F(x) = \sum_{k=1}^N f_k T_k(x)$ was applied successfully to manganites. The momenta f_k are calculated after numerical integration of: $f_k = \int_{-1}^{+1} \frac{F(x)T_k(x)dx}{\pi\sqrt{1-x^2}}$ at each Monte Carlo step and value of k , while for *Dyn* case the equivalent momenta $J_k(x)$ are just plain machine functions.
 - [12] It is worthy to remark, that despite the matricial nature of the operators in the series expansion given by Eq.(9), no matrices or multiplication of matrices and vectors are needed in the code of the algorithm. For a more specific example, let's assume we have free spin-less fermions in a chain of three sites, and $H = t_h [|1\rangle\langle 2| + |2\rangle\langle 3| + |3\rangle\langle 1| + h.c.]$ and we want to trace the evolution of the initial state $\alpha |2\rangle$, where α is a complex scalar. Expanding it into the series over the basis states $|1\rangle$, $|2\rangle$, and $|3\rangle$, is represented as the vector $\{0, 1, 0\}$. The first order of the expansion given by Eq.(9) at a time τ is given by: $J_1(\tau) T_1(X)$
 - [13] S. R. White and A. Feiguin, preprint: cond-mat/0403310.
 - [14] The speed-up factor in this case should be close to the number of procesors, N_p . Each of the processor must evaluate the described algorithm starting with a different initial state $|i_0\rangle$, and then they must communicate only the fourier-transformed value of $G(i_0, i_0; \omega)$ to a single processor, which it in turn performs the summation.
 - [15] Y. Tomioka, A. Asamitsu, Y. Moritomo, H. Kuwahara, and Y. Tokura, Phys. Rev. Lett. 74, 5108 (1995).
 - [16] H. Kuwahara, T. Okuda, Y. Tomioka, A. Asamitsu, and Y. Tokura, Phys. Rev. Lett. 82, 4316 (1999).
 - [17] P. Radaelli et al., Phys. Rev. B 59, 14440 (1999). Y. Okimoto et al., Phys. Rev. Lett. 75, 109 (1995).
 - [18] E. D. Wollan and W. C. Koehler, Phys. Rev. 100, 545 (1955).
 - [19] Z. Jirac, S. Krupicka, Z. Simsa, M. Dlouha, and S. Vratislav, J. Mag. Mag. Mat. 53, 153 (1985).
 - [20] R. Kajimoto, H. Yoshizawa, Y. Tomioka, and Y. Tokura, Phys. Rev. B 66, 180402(R) (2002). C. Autret, Ph.D. Thesis, 2002 Universite de Caen.
 - [21] T. Hotta, Y. Takada, H. Koizumi, and E. Dagotto, Phys. Rev. Lett. 84, 2477 (2000).
 - [22] J. van den Brink, G. Khaliullin, and D. Khomskii, Phys. Rev. Lett. 83, 24 (1999).
 - [23] The *I* and 120 phases [22] have not being observed as ground states of the present model in 3D, with the exemption of 4x4x4 clusters and for fillings $x \leq 0.45$. However it is remarkable that the energies per site of the phases *CE* and *I* are normally as close as $0.02t_h$ in clusters 4x4x4, 8x8x8 and 12x12x12.
 - [24] A. Daoud-Aladine, J. Rodríguez-Carvajal, L. Pinsard-Gaudart, M. T. Fernández-Díaz, and A. Revcolevschi, Phys. Rev. Lett. 89, 129902(E) (2002)